



Alexander Putney



Human beings ascend in knowledge and wisdom by observation and contemplation of the Oneness of all nature surrounding us, perpetually sustained by invisible streams of life force known to the ancients as *prana* in Sanskrit India; as *ch'i* or *qi* in ancient China; as *k'u* among the Maya. The fine architecture of the isotopes of physical matter presents the fundamental cosmic order that endows the divine luminosity of all living organisms throughout our vast Universe.

Modern physicists have not yet identified the primary source of the photonic and acoustic energies of the *spirit* or *soul* from which arises the clear distinction between living and inanimate matter. Vibratory relationships observed among the atoms comprising our bodies and all matter are herein recognized as the essential key for understanding elemental nuclear transmutations, opening the door to a harmonious technological era of atomic resonance.

The symphony of atoms in a crystal lattice generates the dynamic relationships that facilitate the natural low energy conversion of one element into another, as defined by the phonon resonance formula of geologist W. Lussage, realized in 1965. The precise framework of phonon resonance reveals a new class of resonant atomic recombinations that occur at critical temperature thresholds, revealing the underlying mechanism for precision temperature regulation in warm-blooded animals and exact temperature range requirements exhibited by the innumerable abundance of lifeforms.

Ancient Aztec and Maya wisdom extolls the life-sustaining properties of human blood as being profoundly connected to the notion of cosmic resonance: "*What is the blood that connects stones with soul, men with suns? It is the universal unity, the one creative principle crystallizing into myriad forms, and when liberated by sacrifice it returns to unity.*" Barefoot contact with the sacred pyramid stones electrically excites the perpetual nuclear fusion and fission reactions taking place between gases and metals in the bloodstream, releasing soft photons in the visible spectrum that constitute the human *light body* or *rainbow body*.

The complimentary ancient *qi* energy balancing systems of Asia maintain medical diagrams of the body's *qi* meridians that biophysicists have recently identified as a fine network of transparent ducts that optically link all of the organs with the central nervous system. Biophotonic studies have photographed the effective light balancing in the meridian system by traditional acupuncture techniques, recording rhythmic fluctuations in human photon field intensity that directly correspond to the sacred Mayan calendar cycles of 14 days, 1 month, 3 months and 9 months –*according to the influence of planetary cycles.*

Integration of the tenets of ancient wisdom with the latest findings of biophysics allows mastery of atomic transmutation and a renewed awareness of the light-storing capacity of DNA as nonlinear standing waves form within nucleotide bases, now recognized as an 'exciplex' laser array located both in the cell nucleus and circulating throughout the *qi* meridian system.

Qi



Alexander R. Putney

Human Resonance

www.human-resonance.org
www.resonanciahumana.org

© 2013-2018 Alexander R. Putney

"Yin-Yang, positive-negative...
when [I flex, they] meet together...
this can [generate] electricity."

~ John Chang, Mo Pai Master

1 Quantum Trappings	1 – 22
2 Qi Meridians	23 – 48
3 Bone, Blood & Stone	49 – 62
4 Qi Flashes	63 – 76
5 Cannabis & Psychoacoustics	77 – 88
6 Nano-Iodine vs. Leishmania	89 – 104
7 Extraterrestrial Elements	105 – 116



1

The Quantum Trappings
of a Golden Age

The Quantum Trappings of a Golden Age

Intensifying atmospheric ionization has generated spectacular auroral displays in recent months, building toward solar maximum in December. Extreme weather conditions, severe thunderstorms, tornadoes and greater numbers of lightning strikes and auroral displays are being reported all over the world. What exactly takes place in these electron avalanches seen as plasma formations above the Earth that are mirrored by concurrent electrical storms in the atmospheres of all the planets in our solar system?


The broader effect of the significant net increase in atmospheric plasma formation is a more efficient cleansing of our polluted skies, through electrical chain reactions known to produce the abundance of nitric oxides and ozone crucial to the natural rebalancing of atmospheric gases. There is yet another, more essential purification of atmospheric hydrogen that takes place in sprites, jets and lightning strikes relating to the elimination of deuterium, a heavy isotope of hydrogen comprising 0.0156% of terrestrial waters. Deuterium content in atmospheric water vapor presents a vertical distribution gradient by gravity¹, with greatest concentrations of heavy water molecules near sea level, decreasing steadily with altitude.



The latest advances of modern atmospheric sciences and atomic physics reiterate the ancient wisdom of the Vedas, as well as the Maya culture of Central America, concerning the sacred purification processes of nature's water cycle. Sanskrit descendant cultures have built hundreds of monumental stone pyramids on every continent and island chain, forming a wireless network resonating at the 1.45 Hz heartbeat frequency and enhancing atmospheric water purity by resonant production of light water and the resonant elimination of heavy hydrogen isotopes from our skies. After centuries of disuse and dormancy, this advanced antediluvian technology of our Atlantean forbearers is now roaring back to life, with each progressive outburst of solar flares driving every atom of our planet into states of greater coherence.²

Emulating atmospheric HHO plasma formation in quartz vacuum chambers, chemist/physicist R. Mills has developed HHO plasma reactors (above) that sustain excess energy production by implosion of hydrogen atoms to form *hydrinos*,³ in a complex process that has been validated by Rowan University researchers. Laboratory findings revealing the unique dynamics of HHO resonant-transfer plasma inform the atomic reactions of lightning. As raindrops and water vapor in the storm cell create an electrical pathway for the ionospheric discharge, water molecules are rapidly ionized, undergoing low energy nuclear fission of deuterium atoms into protium atoms, with the ejected neutrons numbering upto 5,000 per cubic meter:

Russian scientists... installed three neutron detectors that were sensitive to low energy neutrons: one above ground, one partially shielded in a building, and a third underground... The cosmic rays generate muons that collide with something in or very near the detector, resulting in neutrons that have the high energy of the muon being registered. Neutrons from lightning, on the other hand, can only have the energy given up by a fission event, which is then lost in collisions with molecules in the air as they travel to the detector... In the previous experiments, it had been assumed that each detection event corresponded to a single neutron, [whereas] the new data show that up to 5,000 neutrons per cubic meter are produced every second by lightning strikes...⁴





The plasma formations of lightning and aurora have been replicated for study. At Blacklight Power, Mills has defined the high-energy states of hydrogen as an implosion process that releases vast amounts of energy through emission of infrared and ultraviolet light. During the formation of HHO plasma from water vapor, heavier deuterium isotopes are resonantly converted into protium as neutrons are ejected from the nuclei, represented by the conversion equation $[D^2 \Rightarrow H^1 + n^1]$. *Densely concentrated resonant nuclear transmutations of deuterium into protium remain the only viable explanation for the origin of neutron flux released by atmospheric HHO plasma briefly generated during lightning strokes.*

Precision tuning of this resonant conversion process of deuterium into protium allows bulk purification of drinking water for human consumption, as even slightly deuterium-depleted water has been observed to reduce and kill cancers, as well as significantly reducing rates of cellular aging.⁵ Significant extension of the average human lifespan will become measurable as light water becomes publicly available.

Nuclear fission reactions of deuterium in lightning have not been previously identified, yet deuterium fusion reactions within metal substrates have been widely reported. The low energy fusion of deuterium atoms to form helium within a palladium lattice produces excess heat during electrolysis with heavy water⁶, while later experimentation achieved slightly greater efficiency by applying electron polarization.⁷ An emerging understanding of the complex nuclear dynamics of resonant conversions of lighter gases into heavier gases promises a full revelation of the atmospheric balancing processes protecting all life.

Mathematical modeling of the nuclear recombinations that occur during low energy atomic reactions has been achieved by applying the nonhomogenous Burgers equation for nonlinear standing waves. Accurate visualization of the deuterium nucleon describes the standing wave fields surrounding the proton and neutron, solved as the 'Two-Body Distribution Probability of a Nucleon' (above, rendered by R. Zirbes).⁸

The standing wave structure of the electron was predicted by this author after research into Sanskrit mandala artifacts from La Maná, Ecuador in 2004-07 that display ultraviolet fluorescent inlays encoding the quantum quadratic function $[z_{n+1} = z_n^2]$, being closely related to the Mandelbrot set $[z_{n+1} = z_n^2 + c]$, and directly observed for the first time by Swedish researchers in 2008.⁹ Ancient Vedic knowledge of nonlinear standing waves underlies all of the holistic consciousness technologies of our deep past and imminent future, *opening the door to resonant processes for converting one element into another.*



The natural abundance of pure metals present in Earth's atmosphere and lithosphere appear as solid deposits and reduced particles of all sizes. Microbial and oxidative processes constantly reduce metal surfaces into nanoparticles, while geological forces liquefy and separate metals by density. Extensive interdisciplinary study has revealed that *both geological and biological* processes induce low energy atomic nuclear transmutations at specific resonant temperatures, in the presence of specific gases.

Extensive investigations by French biologist C.L. Kervran (1901-1983) revealed the natural simplicity of biological transmutations occurring in multitudes of vital processes by replicating nuclear conversions as simple electrochemical reactions *in vitro*. Kervran defined resonant nuclear reactions as *reversible, and involving both fusion and fission events between gases, metals, nonmetals and earths*. His simple *in vitro* demonstration of the oxygen-dependent low energy atomic conversion of carbon into iron was reported in 1962, wherein ultrapure carbon rods were used as electrodes in an aqueous discharge system. *Sediment analysis confirmed the fusion of two carbon atoms with two oxygen atoms in the formation of iron.*¹⁰




Multiple government-funded investigations into recurring cases of fatal carbon monoxide poisoning of steelworkers in France were finally concluded with Kervran's definitive 1964 demonstration under controlled laboratory conditions that *lethal quantities* of carbon monoxide are generated during steel plasma-cutting processes over 400°F by low energy nuclear transmutations of nitrogen gas.¹¹ The fact that carbon monoxide is not formed below this critical temperature threshold is consistent with advanced atomic resonance calculations derived decades later, *providing a basis for the determination of optimal temperature ranges for all such resonant atomic reactions that occur throughout natural systems*.

Kervran's groundbreaking studies of various other heat-induced atmospheric and lithospheric processes led to his identification of several essential nuclear transmutations –without which such processes cannot be understood– finding that *airborne pairs of nitrogen atoms readily combine to form silicon at the edge of the thermosphere.*¹² A similar fusion event was identified in volcanic reactions where *pairs of carbon atoms merge in the formation of magnesium, while pairs of oxygen atoms merge to form sulfur.*¹³ The natural abundance of elements and the specific isotope ratios produced in thermospheric and volcanic processes provide compelling evidence for low energy nuclear reactions as the unified driving force of nature.

Various researchers have obtained significant evidence for biological transmutation as the origin of calcium from nuclear conversions of sodium, magnesium, potassium and silicon in a wide range of organisms that secrete calcium from one side of a membrane to produce protective shells. Experiments showed that avian and reptilian species deprived of dietary calcium were incapable of producing solid eggshells unless provided with a dietary source of silicon that was readily converted into the calcium required for normal eggshell development.¹⁴ Similar experiments with crustacean species deprived of environmental calcium sources revealed their ability to supplant calcium with magnesium to facilitate normal shell development.¹⁵

Kervran also determined that calcium formation during tooth enamel and bone growth processes in all vertebrate species was mitigated by the same substitutive resonant nuclear reactions of *magnesium and oxygen fusing to form calcium*, as well as another notable reaction: *carbon fusing with fluorine to form phosphorus*.¹⁶ The reversal of the latter process was identified in the bacterial digestion of bone, with *phosphorus undergoing resonant fission into carbon and fluorine daughter isotopes*. The constant emission of fluorine gas during bone decomposition is relied upon in the dating of fossil specimens, yet its genesis as a fission product of bacterial digestion remains the only viable explanation.

Soil productivity is another area that Kervran's biological transmutation research has benefitted, after his unique findings concerning utilization of copper by wheat plants for resonant conversion into manganese. Initial attempts to increase manganese levels in wheat by the addition of manganese to soil proved fatal to test plants, while extensive trials by wheat farmers in Alberta, Canada confirmed Kervran's findings that supplementing soils with bluestone copper rebalances manganese and *doubled soil productivity*.¹⁷



Kervran further applied his comprehensive findings to resolve many commonly misunderstood biomineral deficiencies in humans involving biological transmutation of all essential elements including magnesium, calcium, manganese, iron, copper and zinc. *In fact, it is known that calcium deficiency and resulting bone-depletion cannot be reversed by calcium intake*. Calcium is now widely supplemented with magnesium, but the underlying mechanism can only be satisfactorily explained by resonant atomic transmutation. Hard evidence for fusion of magnesium and oxygen atoms is found in measurable Ca^{44} depletions in all bone.¹⁸

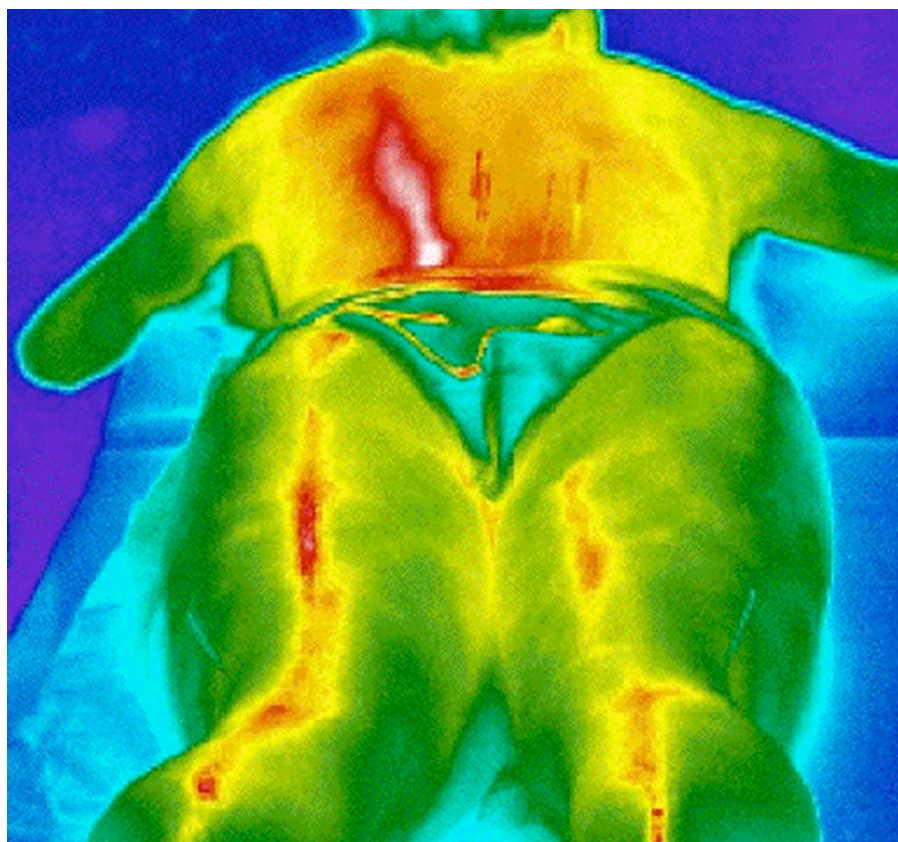
An identical situation exists in dietary supplements manufactured for both iron and copper, *which must be given together to achieve rebalancing of either essential element, as blood metabolism involves the resonant conversion of one element into the other*.¹⁹ Comparative study of the three main varieties of animal blood –*green, blue and red*– reveal distinct sets of nuclear reaction cascades taking place within narrow resonant temperature bands enabled by thermocline migration and thermoregulation strategies.

Cellular respiration processes in all green-blooded organisms, including ascidian, holothurian and sponge species, exhibit an alternate transmutation of iron that closely relates to those used by red- and blue-blooded species (vertebrates, cephalopods, gastropods and crustaceans).²⁰ *Fission of iron atoms forms titanium and vanadium in green blood while in red blood the fusion of iron and oxygen forms copper and in blue blood the fission of copper atoms forms oxygen, manganese and iron*. When one considers that *constantly cycling cascades of nuclear reactions underlie the essential functions of all biological systems, acting as radiant biological holographic projectors*, all previously inexplicable animal and plant behavior displaying group synchrony and coherent mass communication can be understood as nonlinear biophoton field coupling effects occurring within the range of visible light.

Researchers Widom, Srivastava and Sivasubramanian have redefined the well-established properties of biophotons as products of atomic nuclear reactions, drawing conclusions that parallel those established by Kervran in their 2011 paper, entitled '*Biological Nuclear Transmutations as a Source of Biophotons*':

We have shown that soft multi-photon radiation from hard higher energy reactions sources can be employed to describe the three major well-established properties of biophoton radiation. Since the soft photon frequencies span the visible to the ultraviolet frequency range, the hard reaction sources have energies extending into the nuclear transmutation regime. Thus, the biophotons serve as a valuable clue as to which biological systems exhibit a large number of nuclear transmutations.²¹

Kervran's observations of human skin and sweat gland processes inspired laboratory experiments in 1959 that clearly demonstrated the low energy nuclear fusion of sodium and oxygen to form stable potassium,²² which contributes to the overall biophoton emissions observed of human skin surfaces. This surprising resonant atomic reaction was later replicated by ionizing sodium vapor in the presence of oxygen under spectrographic observation (Torii, Sakurazawa, Odagiri, 1963; Ohsawa, Kushi, 1964).



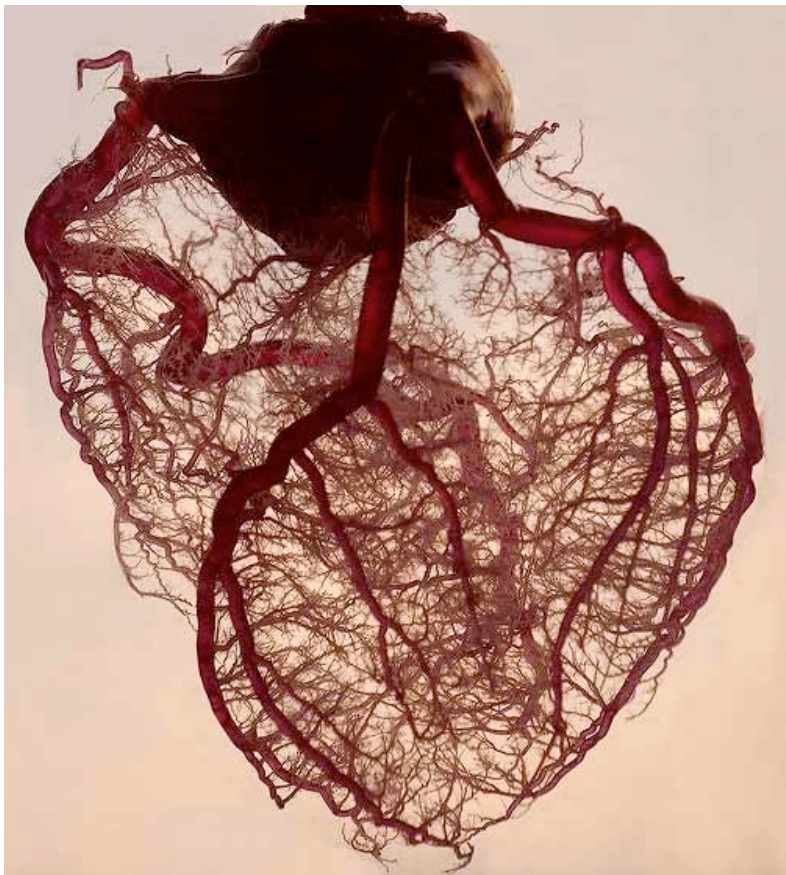
Recent investigations of the ultra-weak visible luminosity of the human body have applied direct biophoton detection by ultra-sensitive light-amplified CCD cameras that accurately record subtle diurnal fluctuations in the distribution patterns within human biophoton fields over time. The re-emission of absorbed photons observed in living cells is identified as 'delayed luminescence' in the hours after exposure. Multiple sources comprise the perpetual and spontaneous biophoton emissions of all cells. Biophysicist F.A. Popp and his research team have reported remarkable series' of images of the weak human glow *during traditional acupuncture and moxibustion therapies* (at left), clearly revealing the left-right symmetry of the healthy body and biorhythmic cycles of 14 days, 1 month, 3 months and 9 months.²³

Popp's focus has narrowed to investigations of the nonlinear photon trapping of DNA as a coherent broadband visible light biocommunication system, emitted from within the chromatin in the nucleus of each cell. *DNA base-molecules and surrounding cell walls act as quantum resonators, efficiently storing light by internal reflection of nonlinear standing waves. These findings inform a radical recharacterization of chromatin as an exciplex laser array, with DNA base pairs now recognized as 'excited complexes' that emit photon fields displaying constructive or deconstructive interference modes.*²⁴ Studies found that DNA conformation and skin conductivity directly correlate with biophoton emission intensity.²⁵

Areas of the human body that emit the greatest intensity of photons (seen above in yellow, red and white) correspond closely to the circulatory system. Along with the heart, large superficial veins and arteries present the greatest biophoton emission and highest electrical conductivity in the body. Blood is more saline than other bodily fluids, and full of iron-bearing hemoglobin, contributing to a conductivity that is higher than the rest of the body's systems, acting as an extension of the electromagnetic field of the beating heart *by maintaining an electronically excited state exhibiting coherent oscillations:*

Monitoring of spontaneous and luminophore-amplified photon emission (PE) from non-diluted human blood under resting conditions and artificially induced immune reaction revealed that blood is a continuous source of biophotons indicating that it persists in electronically excited state. This state is pumped through generation of electron excitation produced in reactive oxygen species (ROS) reactions. Excited state of blood and of neutrophil suspensions (primary sources of ROS in blood) is an oscillatory one suggesting of interaction between individual sources of electron excitation. Excited state of blood is extremely sensitive to the tiniest fluctuations of external photonic fields but resistant to temperature variations as reflected in hysteresis of PE in response to temperature variations. These data suggest that blood is a highly cooperative non-equilibrium and non-linear system, whose components unceasingly interact in time and space. At least in part this property is provided by the ability of blood to store energy of electron excitation that is produced in course of its own normal metabolism.²⁶

Oscillatory excitation of the electronic state of blood by ROS reactions coordinates enzymatic activities and enhances the absorption of dissolved gases by metal nanoparticles in the blood, especially lithium, chromium, manganese, iron, nickel, copper, zinc and selenium. Hemoglobin within red cells acts as a reducing agent that synthesizes iron nanoparticles in the 2-5 nm range²⁷ for optimized binding with oxygen during circulatory transport.



Precision control of the blood pressure differentials of dissolved oxygen levels maintained between red cell membranes and the surrounding blood plasma is accomplished by temperature-dependent transport interactions with sodium and potassium cations.²⁸ Kervran's elucidation of the electrically-enhanced nuclear fusion of sodium and oxygen to form stable potassium occurs *under the conditions maintained in healthy blood, in conjunction with nuclear fission reactions induced by the phonon resonance of metal-bound oxygen atoms with hydrogen at rest.*

The indispensable role of absorbed oxygen atoms in the resonant nuclear conversions of *sodium* \Rightarrow *potassium* and *iron* \Rightarrow *manganese* directly implicates these reactions as primary mechanisms for blood's crucial rebalancing of metal concentrations, thus enabling effective utilization of a wider ratio of available metals to fulfill the well-known respiratory functions as well as the newly discovered biophotonic functions of blood medium.

This conclusion is directly supported by isotopic signature studies of trace metals in mammals and plants, which diverge significantly from the great abundance of dietary metal sources and those of all geological deposits. Trace copper isotope ratios in human blood consistently present a Cu^{65} variation of +0.30% as compared with non-biological copper,²⁹ *being enhanced by the fission of zinc atoms to form copper.*

Isotopic shifts of iron in human blood enable gender determinations of partial skeletal remains,³⁰ with male blood presents Fe^{56} depletions of -2.5% to -2.9%,³¹ suggesting heavier iron isotopes do not concentrate in the blood serum of females due to regular menstrual blood loss and the enhanced iron absorption that compensates for such periodic deficiency. This hypothesis is supported by findings that hemochromatosis, characterized by excess iron levels and heavy iron isotope concentrations, is alleviated by phlebotomy (the removal of blood).³² Such notable isotopic shifts that perpetually accumulate during blood recirculation *implicate the atomic weight disparity as produced by perpetual resonant nuclear transmutations of iron.*

The surprising conclusions established by Kervran's *in vivo* biological transmutation experiments have not been thoroughly followed-up by biophysicists despite the ever growing body of solid evidence for nuclear conversions occurring in all living organisms. The compelling case of biological transmutations informs the open questions of biophotonics by synthesis with the formulaic framework of phonon resonance developed by W. Lussage in 1965 and confirmed in microbial transmutation studies reported by J. Champion in 2001:

Dimensional phonon resonance occurs when the space occupied by one isotope is *exactly the same as that of another isotope in its rest state* [i.e. 20°C]. This event can only occur under the following two conditions: the expansion of an isotope by heating, or the contraction of an isotope by cooling. Due to the natural characteristics of elemental properties, this event is extremely rare and one can only force the event under select conditions. To determine the phonon resonance of an isotope, it is necessary to apply the following formula:³³

$$\text{Phonon Resonance (Hz/Cm)} = \sqrt[3]{\frac{d \times Na}{m}} \quad \begin{array}{l} d - \text{density in g/cm}^3 \\ Na - \text{Avogadro's Constant} \\ m - \text{atomic mass} \end{array}$$

$$\text{Resonant Temperature (}^\circ\text{C)} = \frac{\text{Ln}\left(\frac{f(\text{starting})}{f(\text{target})}\right)}{Ec} + St \quad \begin{array}{l} f - \text{frequency in Hz} \\ \text{Ln} - \text{natural logarithm} \\ Ec - \text{expansion coefficient} \\ St - \text{standardized temp in }^\circ\text{C} \end{array}$$

Phonon resonance calculations reveal the elusive quantum dynamics of lattice interactions that induce low energy nuclear reactions throughout the bodies of living organisms, as first identified by Kervran decades earlier. Precise calculations of the exact atomic diameters of various isotopes were only recently enabled by the careful determination of exact atomic masses, densities and linear thermal expansion coefficients for all known isotopes –*data that was not available during Kervran's discoveries of biological transmutations, and comprises undeniable evidence for his conclusions.*

Atomic data for each isotope applied in these calculations (in blue) was obtained from various updated sources, while the exact atomic mass figures are consistent with tables produced by the Secondary Ion Mass Spectrometer (SIMS) Laboratory of the GeoForschungsZentrum in Potsdam, Germany.³⁴

The evolution of red-blooded mammals has specifically exploited the phonon frequency interactions of gases and metals in the blood for producing excited electron states that have yet to be fully understood. Phonon vibration of individual oxygen atoms bound to iron atoms in hemoglobin enables the resonant atomic recombination process by instilling the target frequency of daughter elements.

Quite surprisingly, the atomic diameters of O and H atoms are relatively similar despite their difference in atomic mass, allowing for frequency matching possibilities near room temperature. As oxygen atoms are driven through repeating heat fluctuations by cyclical movement through the human body, frequency matching with hydrogen atoms occurs in the warmer areas before slowly dropping in the extremities. The resonant frequency of hydrogen (H¹) in its rest state is 3,773,180 Hz, according to the element's atomic diameter at 20°C. Oxygen isotope (O¹⁶) resonates at this same frequency when heated to 37.8°C:

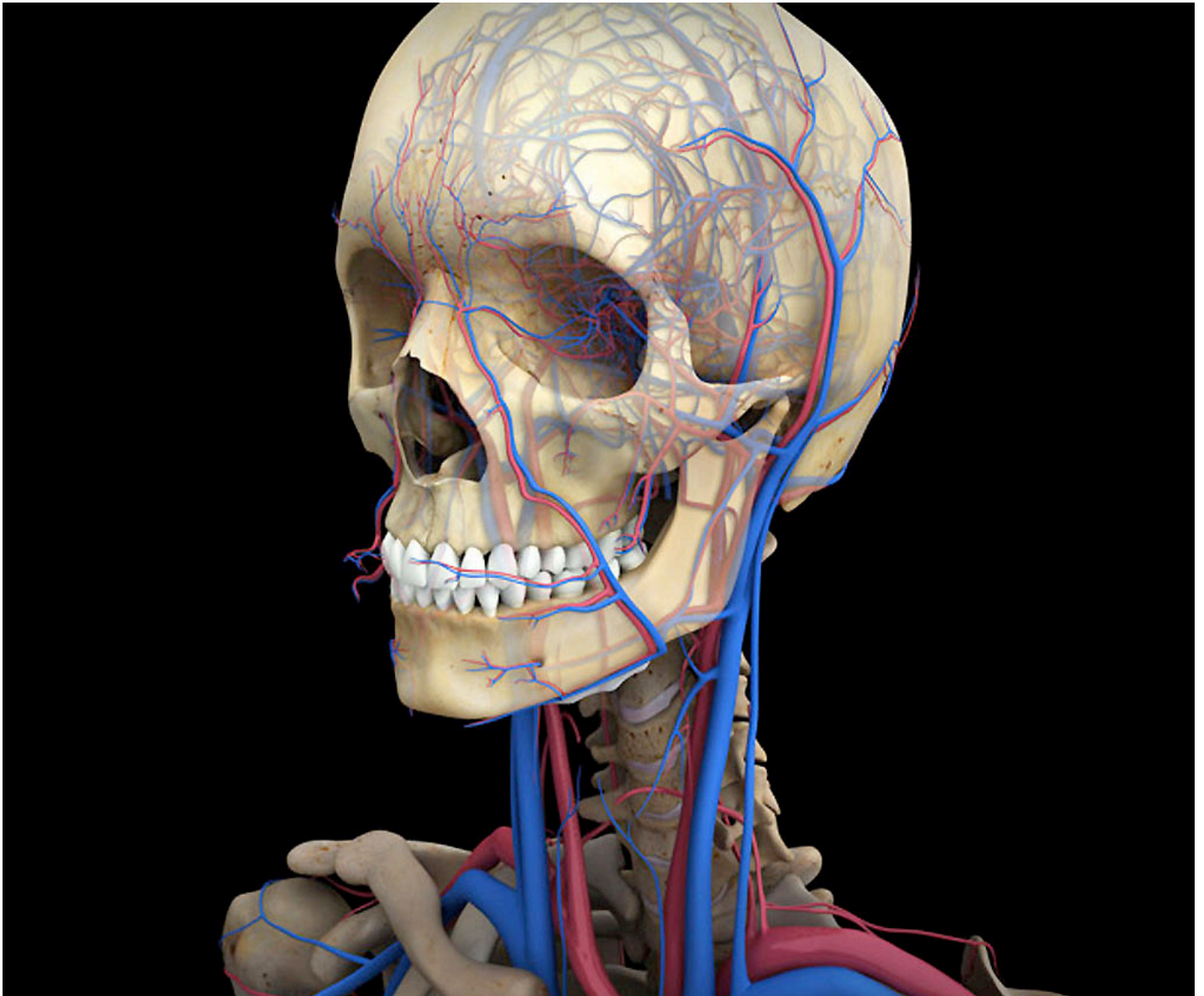
$$\text{O}^{16} \text{ Phonon Resonance (Hz/Cm)} = \sqrt[3]{\frac{0.001429 \times (6.0221 \times 10^{23})}{15.99491}} = 3,775,138 \text{ Hz}$$

$$\text{H}^1 \text{ Phonon Resonance (Hz/Cm)} = \sqrt[3]{\frac{0.0000899 \times (6.0221 \times 10^{23})}{1.007825037}} = 3,773,180 \text{ Hz}$$

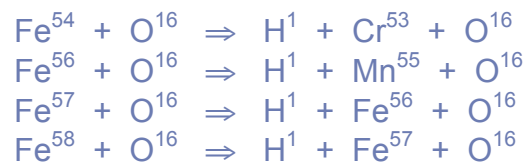
$$\text{Resonant Temperature (}^\circ\text{C)} = \frac{\text{Ln}\left(\frac{f(3,775,138)}{f(3,773,180)}\right)}{0.0000291} + 20 = 37.8 \text{ }^\circ\text{C}$$

Starting Element: **Oxygen (¹⁶O)**
 Natural Abundance: **99.762%**
 Atomic Mass: **15.99491**
 Density (grams/cm³): **0.001429**
 Exp. Coefficient: **0.0000291**

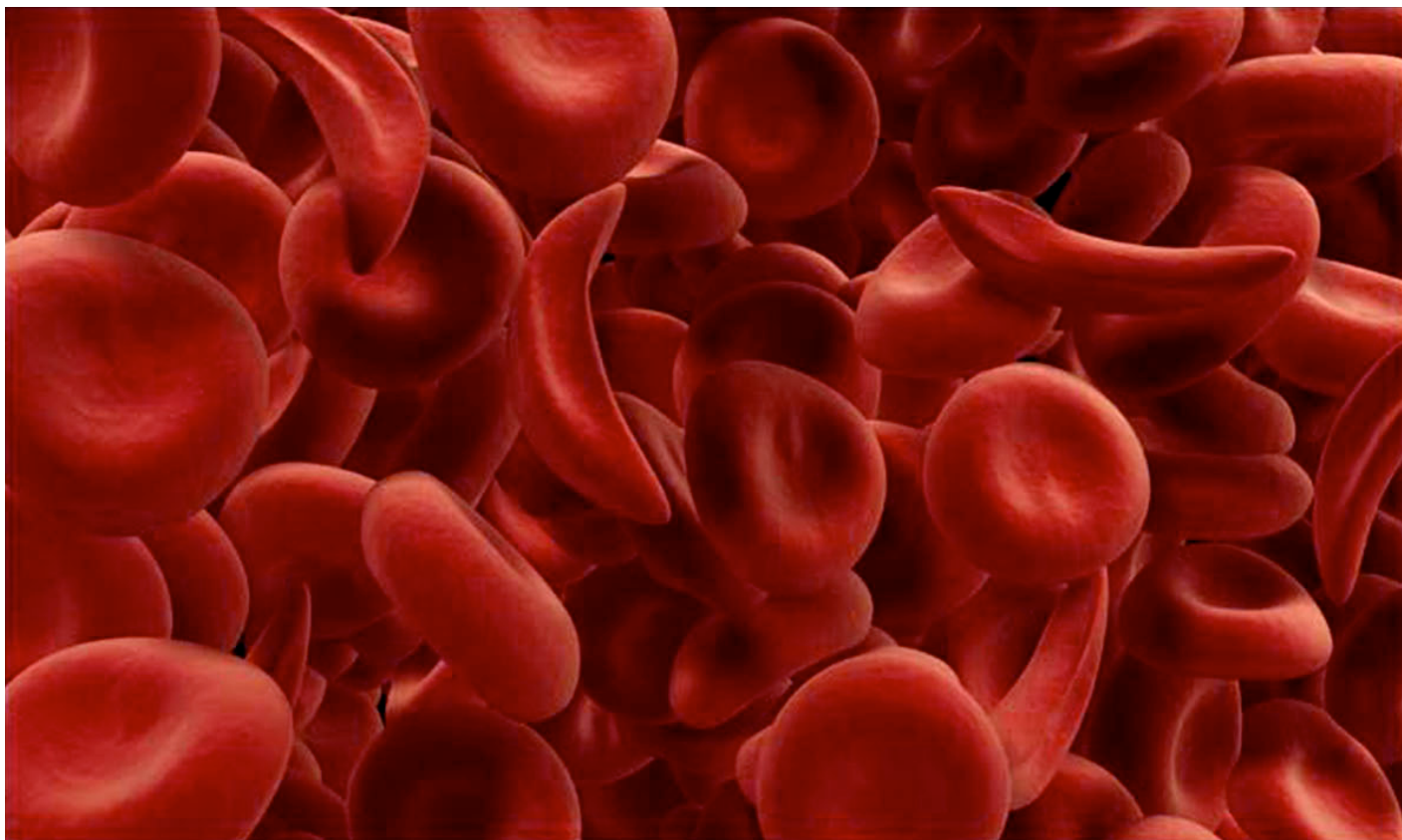
Target Element: **Hydrogen (¹H)**
 Natural Abundance: **99.985%**
 Atomic Mass: **1.007825037**
 Density (grams/cm³): **0.0000899**
 Exp. Coefficient: **0.0000366**



Blood circulating within the heart and large arteries maintains temperature near 38.0°C, slightly elevated above average core body temperature near 37.0°C. This significant variance of blood from the mean human body temperature induces rhythmic thermal fluctuations in blood cells according to their cyclical transport from the warm heart to the slightly cooler extremities and skin capillaries. *During circulation, fission of iron atoms releases hydrogen atoms by phonon induction of bound oxygen atoms at 37.8°C:*



The narrow temperature requirement of the healthy human body are calibrated to the phonon frequency matching threshold of oxygen atoms with hydrogen atoms within the heme groups of erythrocytes. Recognition of this atomic reaction offers a new view of hemoglobin and myoglobin proteins as nuclear transmutation nanomachines, efficiently reducing iron nanoparticles into individual atoms for binding with oxygen molecules during transport, while electrical currents in the bloodstream dissociate iron-bound O₂ molecules to excite atomic recombinations releasing hydrogen. By this mechanism, nuclear conversion rates are enhanced by natural exposure to electric current through barefoot contact with the Earth.

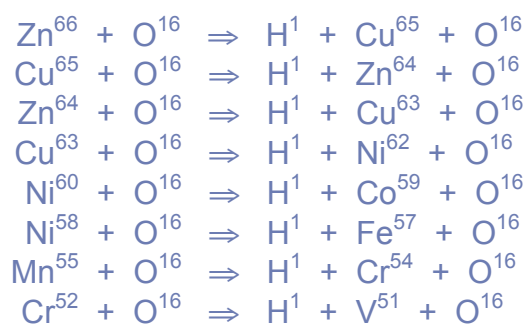


Further studies of isotope variations in trace elements of the human body will identify specific contributors to exciplex photon cascades observed as biophotons. The wide variety of metals present in healthy human blood and their respective concentrations endow the fluid medium with complex resonant characteristics only now being recognized as phonon resonance dynamics of the metal crystal lattice.

The frequency matching 'architecture' of phonon resonance relationships maintained in healthy blood trigger the release of electrons that, together with ROS processes, excites the blood by a surprisingly rich variety of nuclear reactions that provide the first comprehensive explanation for the diversity of trace metals in blood. Reactions of iron and oxygen conform to a pattern also witnessed in the other elements.

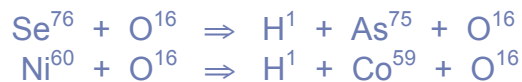
The varied combinations of gases and metals in red blood present an array of potential reactions that may be occurring within the range of temperatures maintained by different portions of the human body, and requires thorough experimental confirmation in every case. Refining the volume expansion coefficients for gases will be an important step toward designing a comprehensive set of experimental procedures for determining the full hierarchy of atomic conversion cascades that vitalize the human body.

Thermoregulation in warm-blooded mammals is apparently calibrated to phonon relationship of oxygen with hydrogen. The pattern of resonant atomic reactions that best explains observed isotopic variations are listed for several other predominant isotope recombinations, following the same basic formula as iron:

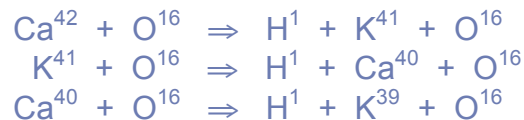


Red Blood Cell Element		Reference Range (µg/g)
Pb	lead	< 0.90
Hg	mercury	< 0.10
Se	selenium	0.19 – 0.38
Mo	molybdenum	0.0005 – 0.0020
As	arsenic	< 0.010
Zn	zinc	8 – 14.5
Cu	copper	0.52 – 0.89
Ni	nickel	0.001 – 0.30
Co	cobalt	< 0.0010
Fe	iron	745 – 1050
Mn	manganese	0.007 – 0.030
Ch	chromium	0.0003 – 0.0060
V	vanadium	0.0001 – 0.0020
P	phosphorus	480 – 745
K	potassium	65 – 95
Ca	calcium	8 – 31
Mg	magnesium	36 – 64

Nominal concentration ranges for trace elements in human red blood cells reveal the presence of several elements in healthy individuals that can accumulate to potentially toxic levels (in red, above).³⁵ The origin of exotic trace elements such as arsenic and cobalt generally present in the bloodstream may be explained by perpetual phonon-enabled reactions of oxygen bound with nickel and selenium at 37.8°C, where oxygen achieves resonance at the target frequency of hydrogen atoms at rest (20°C):



An interesting case of alternating isotopes of adjacent elements found in red blood cells relates to the relationship of potassium and calcium, which convert from one to the other in a cascade series:



Another similar relationship may be discerned in the case of the essential elements magnesium and sodium, occurring by the phonon induction of oxygen bound with magnesium in red blood at 37.8°C:



These most abundant isotopes found in human blood are simultaneously converting within the same very narrow temperature band, revealing the essential role of phonon relationships among gas atoms in the bloodstream. Upon confirmation of these findings, one must inevitably conclude that *the innate phonon resonance relationships of stable isotopes in adjacent element groups fulfill the primary purpose of providing all living systems with resonant temperature ranges for generating nuclear reaction cascades.*

Resonant nuclear interactions of matter form the basis of life throughout the vast reaches of the cosmos, and warm-blooded beings similar to mammals on Earth likely inhabit innumerable galaxies by exploiting tuned nuclear reactions releasing photon cascades by multiple resonant metal conversions near 37.8°C.

This unmistakable pattern of phonon resonance conversions demonstrated between the predominant metals within red blood directly reveals the *primary fundamental principle* within the universal isotopic architecture of all matter that enables all living organisms to maintain excited states for coherent electro-photonic field communication. *These remarkable conclusions offer the only comprehensive explanation for the observed natural isotopic order and the precision temperature regulation of living organisms.*

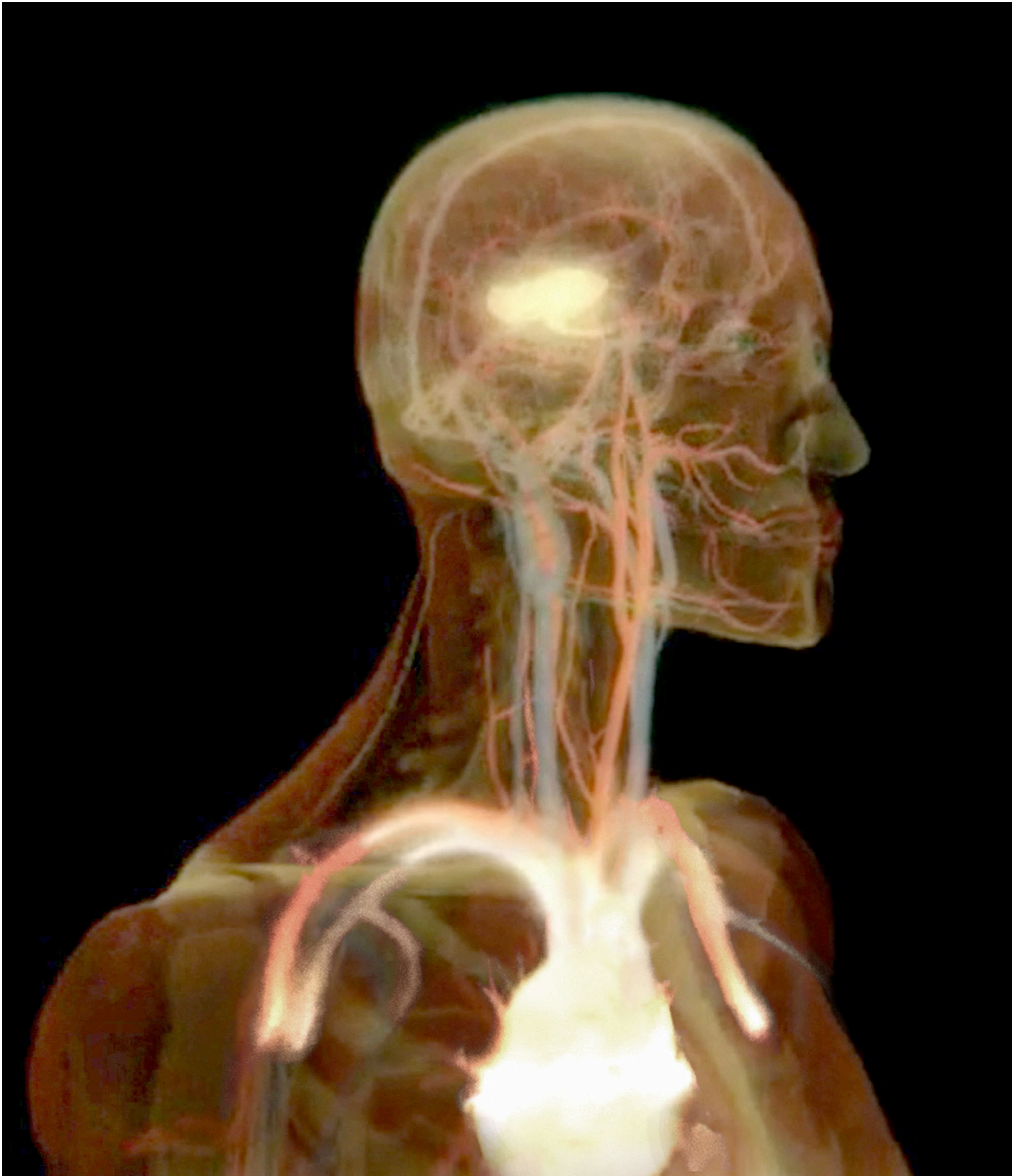


Resonant nuclear reaction cascades excited in healthy red blood cells follow distinct recombination regimes that help promote crucial balances among the blood metals. These regimes are only now being identified by comprehensive calculation sets accounting for the atomic mass recombinations of a wide variety of metal isotopes present in human blood, including zinc, copper, nickel, cobalt, iron, manganese, chromium, vanadium, selenium, arsenic, calcium, potassium, magnesium and sodium (opposite).

On the whole, these nuclear conversion patterns consistently display atomic mass variances near $-0.01u$, confirming the precisely modular mass relationships of the elements, and the special role of hydrogen in the perpetual dance of resonant transmutation. Biophotonic studies of non-diluted whole blood have revealed clear thermal hysteresis patterns specifically linking photon emission to declining temperatures.³⁶



Starting Isotope	+	Absorbed Gas Atoms	⇒	Target Isotope	+	Byproducts	±Variance
Zn 65.92604	+	O 15.99491464	⇒	H 1.007825037	+	Cu 64.92779 + O 15.99491464	-0.00958
Cu 64.92779	+	O 15.99491464	⇒	H 1.007825037	+	Zn 63.92915 + O 15.99491464	-0.00919
Zn 63.92915	+	O 15.99491464	⇒	H 1.007825037	+	Cu 62.92960 + O 15.99491464	-0.00828
Cu 62.92960	+	O 15.99491464	⇒	H 1.007825037	+	Ni 61.92835 + O 15.99491464	-0.00658
Ni 59.93079	+	O 15.99491464	⇒	H 1.007825037	+	Co 58.93320 + O 15.99491464	-0.01024
Ni 57.93535	+	O 15.99491464	⇒	H 1.007825037	+	Fe 56.93540 + O 15.99491464	-0.00788
Fe 57.93328	+	O 15.99491464	⇒	H 1.007825037	+	Fe 56.93540 + O 15.99491464	-0.00995
Fe 56.93540	+	O 15.99491464	⇒	H 1.007825037	+	Fe 55.93494 + O 15.99491464	-0.00737
Fe 55.93494	+	O 15.99491464	⇒	H 1.007825037	+	Mn 54.93805 + O 15.99491464	-0.01094
Mn 54.93805	+	O 15.99491464	⇒	H 1.007825037	+	Cr 53.93888 + O 15.99491464	-0.00866
Fe 53.93961	+	O 15.99491464	⇒	H 1.007825037	+	Cr 52.94065 + O 15.99491464	-0.00887
Cr 51.94051	+	O 15.99491464	⇒	H 1.007825037	+	V 50.94396 + O 15.99491464	-0.01128
Se 75.91921	+	O 15.99491464	⇒	H 1.007825037	+	As 74.92160 + O 15.99491464	-0.01022
Ca 41.95862	+	O 15.99491464	⇒	H 1.007825037	+	K 40.96183 + O 15.99491464	-0.01104
K 40.96183	+	O 15.99491464	⇒	H 1.007825037	+	Ca 39.96259 + O 15.99491464	-0.00859
Ca 39.96259	+	O 15.99491464	⇒	H 1.007825037	+	K 38.96371 + O 15.99491464	-0.00894
Mg 23.98504	+	O 15.99491464	⇒	H 1.007825037	+	Na 22.98977 + O 15.99491464	-0.01256



The largest arteries and veins that cycle blood to the arms arch upwards from the heart (above), reflecting the sacred structure of standing waves closely associated with heartbeat synchronization ceremonies throughout indigenous traditions the world over. Broad standing wave patterns cover the chest among traditional Igorot mens' tattoo designs from the Phillipine Islands (opposite), and are also witnessed as the dominant chest pattern among Australian Aboriginal body painting styles from various regions.





The precise tuning of nuclear transmutations resonantly induced by the exact temperature of human blood provides a new biophysical framework for the integration of the ancient energy balancing practices of Asia, in addition to the Vedic *prana* development practice of sungazing known to all monumental stone builders worldwide. Modern sungazers practicing such ancient techniques include Anastasia, Sunyogi Umasankar, Hira Ratan Manek, Acharya Jewel and Dimbeswar Basumatary, *all of whom derive the majority of their energy directly from the sun while largely abstaining from the normal metabolic consumption of food.*³⁷

Ancient traditions of the Maya teach the initiate that *solar (photonic) energy of the heart is stored within the (DNA) serpent or 'coatl' for utilization by strict adherence to sacred cultural bioelectrification practices.* Biophysicists have already determined that *all cellular metabolic functions can be fueled directly by exposure to electrical current,*³⁸ and it is now evident that drinking the celestial golden waters of the Maya in caves and at pyramid sites, *barefoot,* induces electroluminescence in gold and silver nanoparticles that scatter red and blue light within the body's cells.³⁹

Intracellular luminosity is the key to enhanced vitality and the extreme longevity ascribed to the Atlantean masters of consciousness, who make the explicit acknowledgement that *'gold is immortality'*, referring to electrum colloids as the elixir *Soma*: "The man who supplies food hath always [his Soma] pressing stones adjusted, a wet Soma filter, well-prepared religious rites... he who hath this knowledge wins the luminous spheres" (Atharva Veda: IX.6). A Sanskrit descendant culture, the Maya preserved the Vedic calendar system (above) observing planetary cycles and resulting biophotonic cycles of 14 days, 1 month, 3 months and 9 months—a human gestation cycle. Maya wisdom explicitly states *human beings attain immortality by regular sungazing meditation at sacred temple sites, thereby engaging the eyes in completion of the solar circuit, absorbing and re-emitting photonic energy directly back to the sun:*



Chalchiuhtlicue, Goddess of Terrestrial Waters, of that which flows, runs, surges, forward and down, arriving always at profounder levels. Chalchiuhtlicue swells the fruits and flowers only so that they may drop. Chalchiuhtlicue fills the gourd of pulque so that man may forget...


Tláloc, God of Celestial Water, god of the vapor that rises, from the earth warmed by the sun after the rains, god of the mist that ascends from the valleys at dawn, god of the water that returns to its source in the clouds that swim over the highest peaks, god of the humid incense from which rise the copal prayers and the prayers of sacrifice.

Tláloc is the return of vapor that strains to rise, is the return of time that strains to remember. Tláloc, God of the Fight Against the Current, with whose aid the hero battles against the torrent toward his own origin and beginning, towards the wings of his soul, the wings that Tláloc hides in the hero's past.

Quetzalcóatl, the Plumed Serpent, moves between gods and men, because Quetzalcóatl is God who permeates man and is the man that achieves God... The Plumed Serpent is born when that which slithers over the Earth grows wings to be elevated to Heaven. Quetzalcóatl is a superior man, the inner circle of humanity, the link between gods and men.

All men are made of earth, air, water, and fire... But in their hearts and in their semen, each man has his own coati, his own serpent, the energy of Tonatiuh, the power of the sun itself. And in this serpent sleeps consciousness, in this serpent is hidden his divinity. From this serpent his wings will grow.

There is an occult energy in the heart that comes from Tonatiuh, the sun, and if man releases it, returning it consciously to the sun, he becomes immortal. But to liberate this energy... man must sacrifice the desires and habits that he adores, sacrifice them in himself, and turn the knife against the enemy that he carries within himself, that keeps his heart a prisoner.⁴⁰



Well-preserved masterworks of painting and sculpture by Aztec and Mayan artists attest to their prolific intellectual life, with Gods representing the transcendent isotopic qualities of water and fire. Tláloc, God of Celestial Waters represents light water (and all that biophysics now attributes to the effects of protium on cellular longevity), standing in opposition to Chalchihutlicue, Goddess of heavy Terrestrial Waters.

Quetzalcóatl presents the spiritual path of superior man who adheres to sacred bioelectrification practices, depicted as the Eagle Warrior with tail plumes forming standing waves (above, right). The *k'ulthanlilni* serpent is depicted rising through the *chacla* (Mayan for 'kundalini' and 'chakras') to form wings as three lines weaving in helices along the spinal column –*representing the three frequency modes of nonlinear standing light waves stored in the DNA spiral. Floral mandalas adorn the wrists of ascending Quetzalcóatl, with tassels that can be clearly recognized as chromosomes, bearing coiled DNA strands* (below, at left).



Biophysical studies have recently reconfirmed ancient sacred knowledge that, indeed, *human eyes emit light*, as first observed in rat eye retinas and reported in 2010 (Wang, et al).⁴¹ Spontaneous biophoton emission measured by the researchers is comprised of soft photon scattering from continual atomic conversions pervading the network of fine blood vessels behind the retina, which forms a loose spiral centered behind each eye. The lens of the eye may not only focus environmental light onto the retina, but also focus ultra-weak biophotons re-emitted from the retina into a beam centered along the line of sight. *Such findings confirm Maya elucidations of the solar circuit completion by ocular photon emissions.*

Barefoot contact with the piezoelectric pyramid stones provides electrical currents that excite atomic reactions within the blood by *increasing the rate of molecular dissociation of gas molecules adsorbed to metal surfaces, effectively increasing the rate of gas absorption into metals.* Just as Qigong and Reiki adepts practice regular meditation in conjunction with barefoot lifestyles at sacred sites, related holistic energy balancing practices such as acupressure, acupuncture, cupping and moxibustion are resonantly amplified by sacred bioelectrification lifestyles that excite the body's nuclear transmutation processes.

The renewed holistic view of all living organisms as biological nuclear reactors –*that resonant nuclear transmutations are safely occurring all around us and within us in every moment of our existence*– shows modern scientific feats of 'atom smashing' to be entirely unnecessary for inducing nuclear transmutation. As exhibited by biological nuclear reactions, precision control of resonantly tuned reactions allows safe nuclear conversion of isotopes with a natural simplicity that has also been achieved in the field of genetic engineering. Crude initial genetic splicing methods have given way to more advanced 'wave genetics' techniques involving *irradiation of living organisms with pulsed laser light or infrasound to induce mass spontaneous genetic enhancements in entire populations by coherent biophoton field stimulation.*

References

- ¹ Rozanski K, Sonntag C (1982) 'Vertical Distribution of Deuterium in Atmospheric Water Vapor' *Tellus* 34(2), pp. 135-141, online · <http://journals.sfu.ca/coaction/index.php/tellusa/article/download/10795/12420>
- ² Putney A (2011) 'Infrasound Resonance Influences Atomic Decay Rates' *Human Resonance*, August 23, online · http://www.human-resonance.org/atomic_decay.html
- ³ Mills RL, Ray P, Dhandapani B, Nansteel M, Chen X, He J (2002) 'New Power Source from Fractional Quantum Energy Levels of Atomic Hydrogen Surpasses Internal Combustion' *Journal of Molecular Structure* 643, pp. 43-54
- ⁴ Lee C (2012) 'Lightning Strikes Produce Free Neutrons, and We're Not Sure How' *Ars Technica*, March 26, online · <http://arstechnica.com/science/2012/03/nuclear-lightening/>
- ⁵ Putney A (2010) 'Resonance in Deuterium-Depleted Water' *Human Resonance*, online · <http://www.human-resonance.org/deuterium-depleted.html>
- ⁶ Fleischmann M, Pons S (1989) 'Electrochemically Induced Nuclear Fusion of Deuterium' *Journal of Electroanalytical Chemistry* 261(2A), pp.301-308
- ⁷ Feng S (1989) 'Enhancement of Cold Fusion Rate by Electron Polarization in Palladium Deuterium Solid' *Solid State Communications* 72(2), pp. 205-209
- ⁸ Zirbes R (2011) 'Scientific Visualization: Two-Body Distribution Probability of a Nucleon' *JohnRichie*, online · <http://johnrichie.com/V2/richie/isosurface/volume.html>
- ⁹ Mauritsson J, Johnsson P, Mansten E, Swoboda M, Ruchon T, L'Huillier A, Schafer KJ (2008) 'Coherent Electron Scattering Captured by an Attosecond Quantum Stroboscope' *Physical Review Letters* 100, 073003
- ¹⁰ Kervran, CL (1964) '*Transmutations A Faible Energie: Synthèse et Développement*' Libraire Maloine, Fercé sur Sarthe, France, ch. 2
- ¹¹ Kervran, CL, tr. Rosenauer H&E (1972) '*Biological Transmutations*' Swan House Pub. Co., New York, pp. 15-23
- ¹² Kervran, '*Transmutations A Faible Energie: Synthèse et Développement*' pp. 143-145
- ¹³ Kervran, '*Biological Transmutations*' pp. 32-33
- ¹⁴ Ibid, pp. 63-66
- ¹⁵ Ibid, pp. 61-62
- ¹⁶ Ibid, pp. 75-76
- ¹⁷ Ibid, pp. 67-69
- ¹⁸ Coplen TB, Hopple JA, Böhlke JK, Peiser S, Rieder SE, Krouse HR, Rosman KJR, Ding T, Vocke RD, Révész KM, Lambert A, Taylor P, De Bièvre P (2002) 'Compilation of Minimum and Maximum Isotope Ratios of Selected Elements in Naturally Occurring Terrestrial Materials and Reagents' *US Geological Survey*, pp. 59-60, online · <http://pubs.usgs.gov/wri/wri014222/pdf/wri01-4222.pdf>
- ¹⁹ Kervran, '*Transmutations A Faible Energie: Synthèse et Développement*', ch. 3
- ²⁰ Ibid, ch. 3
- ²¹ Widom A, Srivastava YN, Sivasubramanian S (2011) 'Biological Nuclear Transmutations as a Source of Biophotons' *Physics arXiv:1102.4605v1*, online · <http://arxiv.org/pdf/1102.4605.pdf>

-
- ²² Kervran, '*Biological Transmutations*' pp. 34-46
- ²³ Cohen S, Popp FA (2003) 'Biophoton Emission of the Human Body' *Indian J. Experimental Biology* 41, p. 440
- ²⁴ Popp FA, Nagel W, Li KH, Scholz W, Weingärtner O, Wolf R (1984) 'Biophoton Emission: New Evidence for Coherence and DNA as Source' *Cell Biochemistry and Biophysics* 6(1), pp. 33-52, online · <http://www.scribd.com/doc/62497415/Biophoton-Emission>
- ²⁵ Popp FA, Yan Y, Popp A, Humt E, Cohen S (2005) 'Electromagnetic Man - Biophoton Emission is Correlated to Resistance Values of the Skin, But Even to the Distribution Function of Electric Parameters of the Skin' *International Institute of Biophysics*, online · <http://www.bicom.se/Artiklar/electro%20magnetiv%20man%20-%20biophoton%20emission%20skin.pdf>
- ²⁶ Voeikov VL, Asfaramov R, Bouravieva EV, Novikov CN, Vilenskaya ND (2003) 'Biophoton Research in Blood Reveals Its Holistic Properties' *Indian Journal of Experimental Biology* 41(5), pp. 473-82
- ²⁷ Sayyad A, Balakrishnan K, Ci L, Kabbani AT, Vajtai R, Ajayan PM (2012) 'Synthesis of Iron Nanoparticles from Hemoglobin and Myoglobin' *Nanobiotechnology* 23(5) 055602
- ²⁸ Honig A, Oppermann H, Budweg C, Goldbecher H, Freyse EJ (1994) 'Demonstration of Temperature-Dependence of Na(+)-K+ Pump Activity of Human Blood Cells' *American Journal of Physiology* 266(6 Pt 3), S10, online · <http://advan.physiology.org/content/266/6/S10.full.pdf>
- ²⁹ Coplen, op cit, pp. 65-68
- ³⁰ Jaouen K, Balter V, Herrscher E, Lamboux A, Telouk P, Albarede F (2012) 'Fe and Cu Stable Isotopes in Archaeological Human Bones and Their Relationship to Sex' *Amer. J. Phys. Anth.*, doi: 10.1002/ajpa.22053
- ³¹ Coplen, op cit, pp. 63-65
- ³² Krayenbuehl PA, Walczyk T, Schoenberg R, von Blanckenburg F, Schulthess G (2005) 'Hereditary Hemochromatosis is Reflected in the Isotope Composition of Blood' *Blood Journal*, online · <http://bloodjournal.hematologylibrary.org/content/105/10/3812.full>
- ³³ Champion J (2007) 'Phonon Resonance' *DrJoeChampion*, online · <http://drjoechampion.com/phonon.htm>
- ³⁴ Schurko R (2011) '*Table of Exact Atomic Masses*' GFZ SIMS Laboratory, University of Windsor, online · <http://mutuslab.cs.uwindsor.ca/schurko/molspec/downloads/List%20of%20Exact%20Atomic%20Masses.htm>
- ³⁵ -- (2013) 'Red Blood Cell Elements' *Doctor's Data*, online · <http://www.doctorsdata.com/repository.asp?id=1150>
- ³⁶ Voeikov, op cit, p. 477
- ³⁷ -- (2010) 'Sunlight: Masters of Sungazing' *Sunlight.org*, online · <http://sunlight.orgfree.com/sungazing.htm>
- ³⁸ Lyman W, Kaali S (1996) '*Biocompatible Electric Current Attenuates HIV Infectivity*' online · <http://educate-yourself.org/cn/LymanKaalibiocompatibleHIV1996report18nov06.shtml>
- ³⁹ Putney A (2008) '*Phi*' Human Resonance, pp. 142-151, online · http://www.human-resonance.org/phi_book.html
- ⁴⁰ Jenkins JM, Matz M (2004) '*Pyramid of Fire: Spiritual Ascent at the End of Time*' Bear & Company, pp. 83-84, online · http://www.human-resonance.org/fire_codex.html
- ⁴¹ Ji S (2012) 'Confirmed: The Eye Emits Actual Light (Biophotons)' *GreenMedInfo*, January 22, online · <http://www.greenmedinfo.com/blog/confirmed-eye-emits-actual-light-biophotons>




2

Qi Meridians

Qi Meridians

Recognition of the essential biological transmutations that give rise to cascading nonlinear dynamics in biophoton field fluctuations shows such simple yet commonly misunderstood therapies as the application of infrared light (or moxibustion), as well as 'violet ray' UV-A treatments, efficiently replicate the beneficial effect of sunlight *by stimulating the body's atomic transmutation processes and the resulting biophoton emission cascades*,¹ while avoiding the harmful UV-B and UV-C frequencies of direct solar radiation.

Ancient energy meridian therapies have been validated by ultrasensitive CCD cameras, revealing fine optical communication channels within the human body that *exactly correspond to the qi meridian system precisely mapped in the ancient medical sciences of Asia*.² Electrophotonic meridians of the body were rediscovered by B.H. Kim in 1963 (named 'Bonghan ducts'),³ and confirmed by *in vivo* fluorescence microscopy by K.S. Soh in 2004, as a *transparent, threadlike nodal network of corpuscles connected by bundled ductules that constitute a distinct circulatory system freely suspended within the vascular and lymphatic systems, optically hardwiring all of the internal organs directly to the central nervous system*:



Bonghan theory... [identifies] channels with DNA granules flowing inside... connecting the acupoints in the skin to the internal organs. As the channels form a network of one-dimensional tubes with light sources, they can be an optical channel... [producing] a coherent photon state... and the regulation mechanism of the body as a whole.⁴

The free vascular suspension of fine electrophotonic ducts, which lack anchor filaments altogether, enables circulatory pumping of DNA crystals by the peristaltic motion of the ducts themselves. Soft photon emissions from the persistent resonant nuclear fusion cascades occurring in the electronically excited bloodstream are stored as nonlinear standing waves within electrophotonic filaments by crystalline DNA granules and chromatin that flow through the ultrafine filaments at a speed of 0.3 ± 0.1 mm/s.⁵

While thorough biophoton imaging of adept Qigong healers has not yet been reported, conscious control of the heart offers definitive evidence of the quantum effects of biological fiber-optic networks, such as pyrokinesis and electricity from hands. Recent findings of the correlation between biophoton emission and skin conductivity have inspired laboratory investigations of electroacupuncture, reporting enhanced photon emission of stimulated electrophotonic corpuscles at acupoints using ultrasensitive cameras.⁶

Qi Meridians

ANTERIOR VIEW

LEFT - YIN SUPERFICIAL MERIDIANS
RIGHT - SUPERFICIAL MUSCULATURE

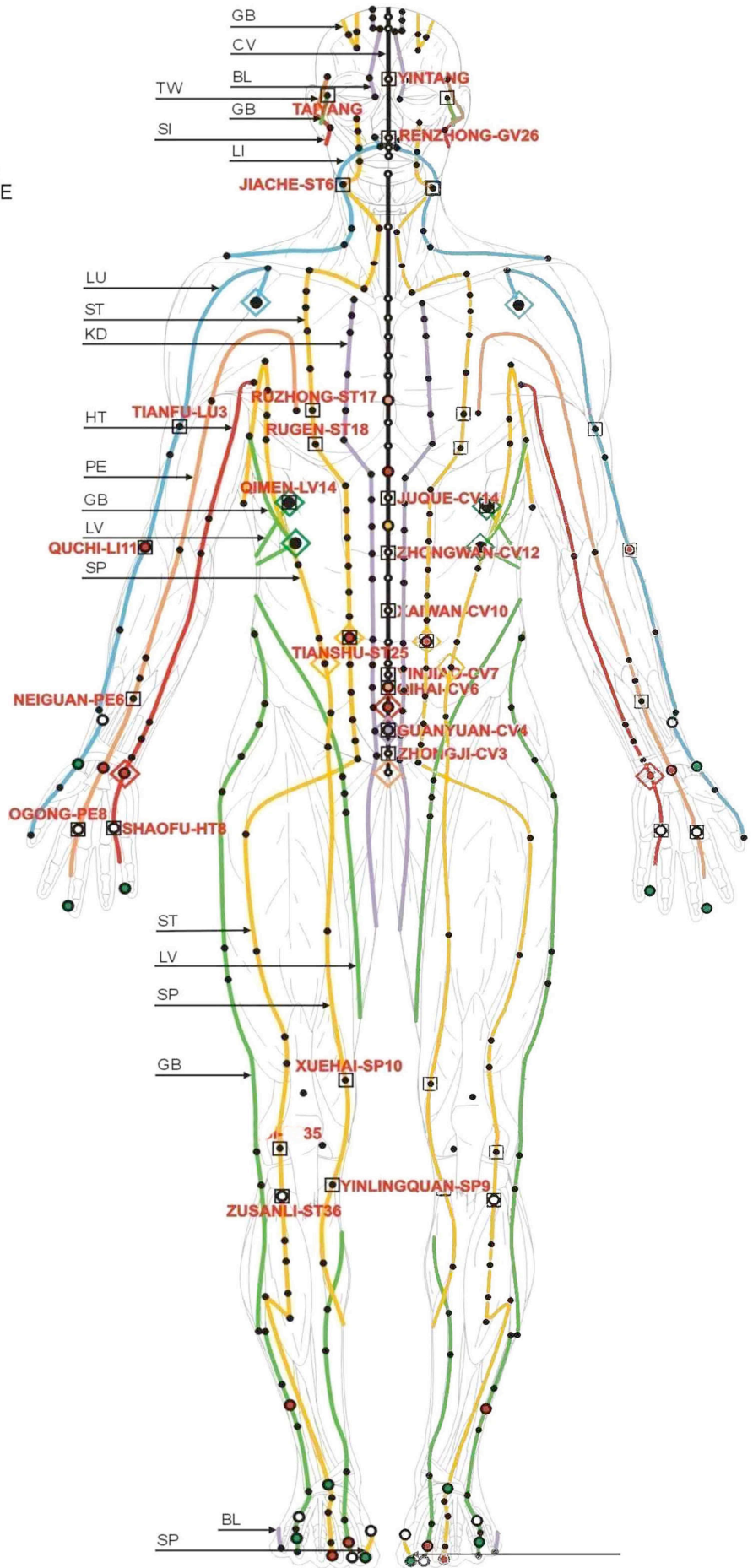
CV - CONCEPTION VESSEL (CENTERLINE)

ARM YIN MERIDIANS & SHICHEN

LU - LUNG MERIDIAN 3 - 5 AM
HT - HEART MERIDIAN 11 AM - 1 PM
LV - LIVER MERIDIAN 1 - 3 AM

LEG YIN MERIDIANS & SHICHEN

SP - SPLEEN MERIDIAN 9 - 11 AM
KD - KIDNEY MERIDIAN 5 - 7 PM
PE - PERICARDIUM MERIDIAN 7 - 9 PM



LEGEND

- WOOD PHASE MERIDIAN
- 1ST FIRE PHASE MERIDIAN
- 2ND FIRE PHASE MERIDIAN
- EARTH PHASE MERIDIAN
- METAL PHASE MERIDIAN
- WATER PHASE MERIDIAN
- PRIME VESSEL

- STIMULATION ACUPRESSURE POINT
- SEDATION ACUPRESSURE POINT
- ELEMENTAL ACUPRESSURE POINT*
- ALARM ACUPRESSURE POINT
- YU (ASSOCIATED) ACUPRESSURE POINT
- SUPERFICIAL ACUPRESSURE POINT
- *SHICHEN MERIDIAN STRIKING POINT
- GENERAL USE STRIKING POINTS
- SHICHEN 12 HR VITAL STRIKING POINT

WRIST PULSE

LEFT	RIGHT
DEEP / SUPERFICIAL	DEEP / SUPERFICIAL
HT / LI	LU / LI
LV / GB	SP / ST
KD / BL	KD / PE - TW

Qi Meridians

POSTERIOR VIEW

LEFT - SUPERFICIAL MUSCULATURE
RIGHT - YANG SUPERFICIAL MERIDIANS

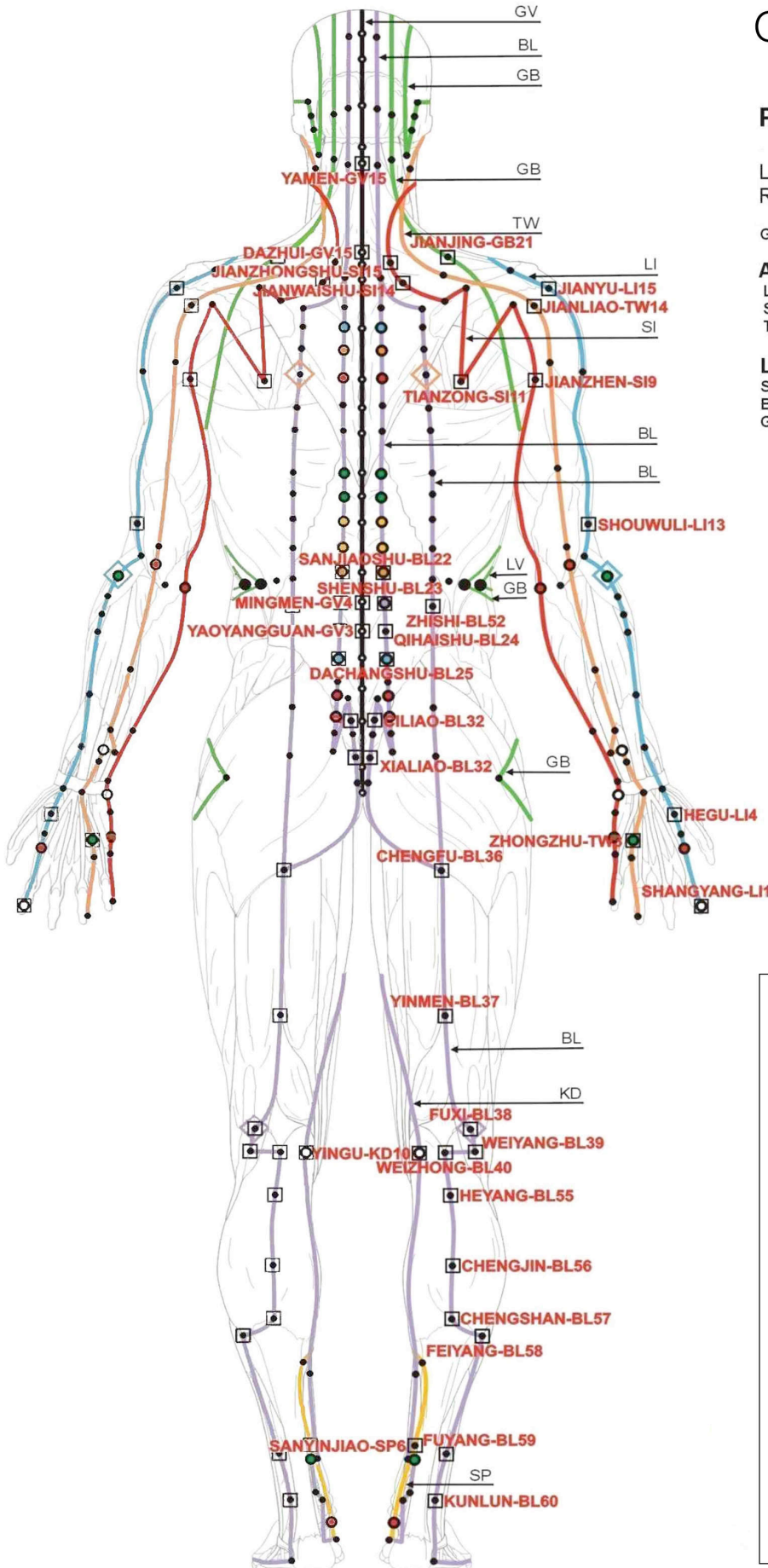
GV - GOVERNING VESSEL (CENTERLINE)

ARM YANG MERIDIANS & SHICHEN

LI - LARGE INTESTINE MERIDIAN 5 - 7 AM
SI - SMALL INTESTINE 1 - 3 PM
TW - TRIPLE WARMER 9 - 11 PM

LEG YANG MERIDIANS & SHICHEN

ST - STOMACH MERIDIAN 7 - 9 AM
BL - BLADDER MERIDIAN 3 - 5 PM
GB - GALL BLADDER MERIDIAN 11 PM - 1 AM



LEGEND

- WOOD PHASE MERIDIAN
- 1ST FIRE PHASE MERIDIAN
- 2ND FIRE PHASE MERIDIAN
- EARTH PHASE MERIDIAN
- METAL PHASE MERIDIAN
- WATER PHASE MERIDIAN
- PRIME VESSEL
- STIMULATION ACUPRESSURE POINT
- SEDATION ACUPRESSURE POINT
- ELEMENTAL ACUPRESSURE POINT*
- ALARM ACUPRESSURE POINT
- YU (ASSOCIATED) ACUPRESSURE POINT
- SUPERFICIAL ACUPRESSURE POINT
- *SHICHEN MERIDIAN STRIKING POINT
- GENERAL USE STRIKING POINTS
- ◇ SHICHEN 12 HR VITAL STRIKING POINT

WRIST PULSE

LEFT	RIGHT
DEEP / SUPERFICIAL	DEEP / SUPERFICIAL
HT / LI	LU / LI
LV / GB	SP / ST
KD / BL	KD / PE - TW

The optical transmission of infrared light through the meridian system stimulates the flow of light-storing DNA granules to rapidly and effectively rebalance the luminal field of the human body. Moxa treatments provide direct infrared illumination to selected acupressure points, bringing highly localized skin surfaces to temperatures as high as 55°C for just a few seconds, before brief withdrawal of the heat (Li *et al*, 2009).

Skin temperatures during rest periods measured at different points of the body show a normal range of 19–29°C (Benedict, et al., 1919). Relatively recent discoveries in the field of thermography, or the visualization of infrared light, have been widely applied in diagnosing animal or human bodies for fungal infection and cancer diagnosis, also allowing direct imaging of distinct temperature variations observed between the warmer areas of the body where lymph node clusters and glands tend to be located, as opposed to the colder nasal region, the extremities and areas where excess fat is stored below the skin.



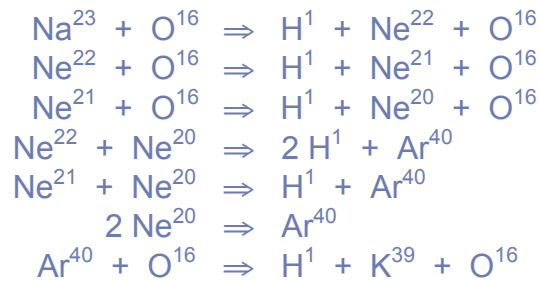
When properly applied, intense infrared and ultraviolet-A light elevates skin metabolism into a heightened state that alters the elemental makeup of sweat gland secretions. The fascinating details of this heat-induced mode of enhanced skin metabolism were first quantified by C.L. Kervran in cases of heat stress of workers during oil prospecting activities in the arid conditions of North Africa's Sahara desert in 1959.

To determine necessary dietary enhancements for the continually heat-stressed workers, Kervran created a closed environment to study the unusual relationship between sodium and potassium in human sweat. In total, 808 analyses were conducted to carefully quantify the elemental makeup of all liquids and solids ingested and excreted by the workers, even including sponging off sweat secretion samples. *Test results confirmed that the ratio of potassium to sodium in the excreta of workers increased with temperature.*

A full quarter, or an average of 1.28g per day, of ingested sodium could not be accounted for in their wastes. If this sodium was simply being stored in the body, a six-month accumulation would amount to a kilogram, suggesting that sodium was being converted into another element altogether. Painstaking analyses confirmed that the missing sodium was excreted as excess potassium, that otherwise could not be accounted for. Furthermore, data revealed that seasonal temperature increases over the course of the study from May to September, showed a clear correlation with the changes in the potassium to sodium ratio (K / Na) of workers' perspiration. *This was unmistakable evidence for biological transmutation.*

Kervran's report was published in 1963, presenting carefully drawn conclusions that comprised the identification of resonant nuclear transmutations occurring in the human body. He suggested a crucial role of oxygen in this temperature-dependent reaction by showing that oxygen possesses the exact atomic mass disparity between sodium into potassium. *However, this conversion reaction is far more complex.* Subsequent attempts to replicate this reaction *in vitro* were successful, and progressed to more complex experimental setups in Japanese universities, where the reaction was replicated under spectrographic observation by various other researchers using sodium vapor (Torii, Sakurazawa, Odagiri, 1963; Ohsawa, Kushi, 1964). The spectral emission lines of potassium consistently appeared in the pure sodium vapor.

Time and time again, this reliable experiment revealed the same startling result –sodium vapor heated at low temperatures in the presence of oxygen converted into potassium at a stable rate that increased with electrical input to the system. Neon and argon gases added to the sodium/oxygen reaction were found to increase the potassium output, for unknown reasons. Phonon resonance calculations determine precise temperature thresholds that induce atomic conversion cascade chains involving neon and argon gases:



Phonon frequency matching of oxygen heated to 37.8°C with hydrogen at rest (20°C) induces conversion of sodium atoms into neon isotopes (Ne²², Ne²¹, Ne²⁰). Phonon resonance of Ne²⁰ atoms at 37.7°C with stable argon isotope (Ar⁴⁰) induces resonant fusion of two neon gas atoms into a single argon gas atom. O/H resonance at 37.8°C then induces fission of argon atoms, yielding hydrogen and potassium (K³⁹).

$$\text{Ne}^{20} \text{ Phonon Resonance (Hz/Cm)} = \sqrt[3]{\frac{0.0009 \times (6.0221 \times 10^{23})}{19.99244}} = 3,004,057 \text{ Hz}$$

$$\text{Ar}^{40} \text{ Phonon Resonance (Hz/Cm)} = \sqrt[3]{\frac{0.001785 \times (6.0221 \times 10^{23})}{39.96238}} = 2,996,252 \text{ Hz}$$


$$\text{Resonant Temperature (°C)} = \frac{\text{Ln} \left(\frac{f(3,004,057)}{f(2,996,252)} \right)}{0.0001468} + 20 = 37.7 \text{ °C}$$

Starting Element: **Neon** (₁₀Ne²⁰)
 Natural Abundance: **90.48%**
 Atomic Mass: **19.99244**
 Density (grams/cm³): **0.0009**
 Exp. Coefficient: **0.0001468**

Target Element: **Argon** (₁₈Ar⁴⁰)
 Natural Abundance: **99.60%**
 Atomic Mass: **39.96238**
 Density (grams/cm³): **0.001785**
 Exp. Coefficient: **0.0001231**

The ± variance in atomic weight between starting isotope and absorbed gas atom in relation to the target isotope and reaction byproducts differs significantly among these atomic conversions. As typifies resonant nuclear reactions taking place in the bloodstream, oxygen-based reactions in the Na ⇒ K sequence display a negative variance (starting isotopes weigh less than the products) while the 2 Ne ⇒ Ar reactions display a positive variance (starting isotopes outweigh the products). During the 2 Ne²⁰ ⇒ Ar⁴⁰ fusion reaction, an excess atomic mass of 0.02450 U is ejected as an electron pair, comprising 0.0010971598 U, while the remaining 0.0234028402 U is emitted as photons; primary contributors to the ultra-weak biophoton radiation of human skin. Fluctuations in emission intensity from skin are caused by variations of planetary infrasound.

Starting Isotope	+	Absorbed Gas Atoms	⇒	Target Isotope	+	Byproducts	±Variance
Na 22.98977	+	O 15.99491464	⇒	H 1.007825037	+	Ne 21.99138 + O 15.99491464	−0.00944
Ne 21.99138	+	O 15.99491464	⇒	H 1.007825037	+	Ne 20.99385 + O 15.99491464	−0.01030
Ne 20.99385	+	O 15.99491464	⇒	H 1.007825037	+	Ne 19.99244 + O 15.99491464	−0.00642
Ne 21.99138	+	Ne 19.99244	⇒	2 H 1.007825037	+	Ar 39.96238	+0.00579
Ne 20.99385	+	Ne 19.99244	⇒	H 1.007825037	+	Ar 39.96238	+0.01608
		2 Ne 19.99244	⇒	Ar 39.96238			+0.02450
Ar 39.96238	+	O 15.99491464	⇒	H 1.007825037	+	K 38.96400 + O 15.99491464	−0.00945



Scanning electron microscopy of the dermal ridges of human hands and fingerprints have captured detailed images of individual pores of the sweat glands and their tiny sweat secretions (opposite). Shown in a heightened relief, the configuration of pores provides a unique fingerprint that leaves its watermark in the world as traces of sweat are perpetually secreted (below). Forensic science has been rapidly advanced using fingerprint, skin, hair and saliva samples for DNA pattern analyses to identify criminal suspects, and the present applications of phonon resonance physics similarly *identifies unique patterns in the fundamental isotopic signatures of the elements that enable all biological metabolic processes.*

Dehydration becomes a serious threat during long periods of intense sweating, yet other temperature-dependent resonant atomic reactions have caused fatalities in the high-temperature work environments of steel manufacturing plants. While toxic welding gases and carbon soot produced by oxygen/acetylene torch processes and the dangers of metal grinding activities are well-known, carbon monoxide poisoning cases were once a serious industry hazard that had to be overcome by rigorous scientific investigation.

A series of fatal CO poisoning cases in France in 1955 presented a great conundrum. The following is an excerpt from C. Louis Kervran's '*Biological Transmutations*' (Crosby Lockwood, 1972), translated from the original French by Crosby Lockwood and revised by Herbert and Elizabeth Rosenauer, pages 18-21:



In 1935... a case of fatal poisoning of a welder had occurred... [yet] I could find no evidence to show where the carbon monoxide originated... It was only in 1955 that it dawned upon me what had happened. In that year... three welders using blow-pipes had died in a period of several months... from carboxyhaemoglobinaemia (carbon monoxide poisoning)... It was decided... to take blood samples from fellow workers even though the men were apparently in good health. The samples showed that those doing the same work as the victims were seriously afflicted with chronic carboxyhaemoglobinaemia, some to a degree approaching that of the fatal cases.



In fact the three fatal incidents in 1955 had led me to a hypothesis which I had to verify. As the blood contains carbon monoxide without any being inhaled, if there is an undetected source of this toxic gas, it would be found in samples taken in the proximity of the respiratory organs, thus carbon monoxide would be produced in the body...

...[T]he indisputable fact [was,] that carbon monoxide did not enter the breathing passages, but that the workers bent over the metal as they cut it, and the powerful flame jet made a large area of the surface incandescent. Therefore, it was my opinion that the air, having been in contact with the incandescent metal, had become "activated". When the air was breathed in, it provoked a formation of carbon monoxide in the blood at the lungs level.

The control experiment was made with the welders themselves. They were asked to wear a sandblaster's helmet, which has an air tube at the back of the neck... allowed to hang down so that the workers breathed in the air behind them. In a short time the incidences of carbon monoxide poisoning had markedly decreased... As a result, the prevention of such accidents followed. All that was needed was to give the workman an upward current of fresh air to counteract the air rising from the incandescent metal... (Experiments made in 1964 on rabbits and on humans had shown... this endogenous reaction only takes place when the metal is heated to more than 400°C.)...

After contact with incandescent metals, nitrogen atoms heated to ~400°C in open air readily bind with oxygen atoms, forming nitric oxides that undergo resonant nuclear fission upon contact with lung tissue:



This tendency for atomic rearrangement that Kervran's experimentation had identified as occurring only above ~400°C is now known to be induced by dimensional phonon resonance frequency matching of bound oxygen atoms with hydrogen atoms. When heated above ~400°C, nitrogen and oxygen atoms form nitric oxides that cool to the resonant frequency of hydrogen (H¹) atoms at rest (20°C). Upon contact with cool lung tissues, nitrogen atoms are forced into rapid contraction, yet maintain their resonant atomic diameter by ejecting single hydrogen atoms (H¹) to form the rare, heavy isotope of carbon (C¹³).



The resonant frequency of hydrogen (H^1) in its rest state is 3,773,180 Hz, according to the element's atomic diameter at 20°C. Oxygen isotope (O^{16}) resonates at this same frequency when heated to 37.8°C:

$$O^{16} \text{ Phonon Resonance (Hz/Cm)} = \sqrt[3]{\frac{0.001429 \times (6.0221 \times 10^{23})}{15.99491}} = 3,775,138 \text{ Hz}$$

$$H^1 \text{ Phonon Resonance (Hz/Cm)} = \sqrt[3]{\frac{0.0000899 \times (6.0221 \times 10^{23})}{1.007825037}} = 3,773,180 \text{ Hz}$$

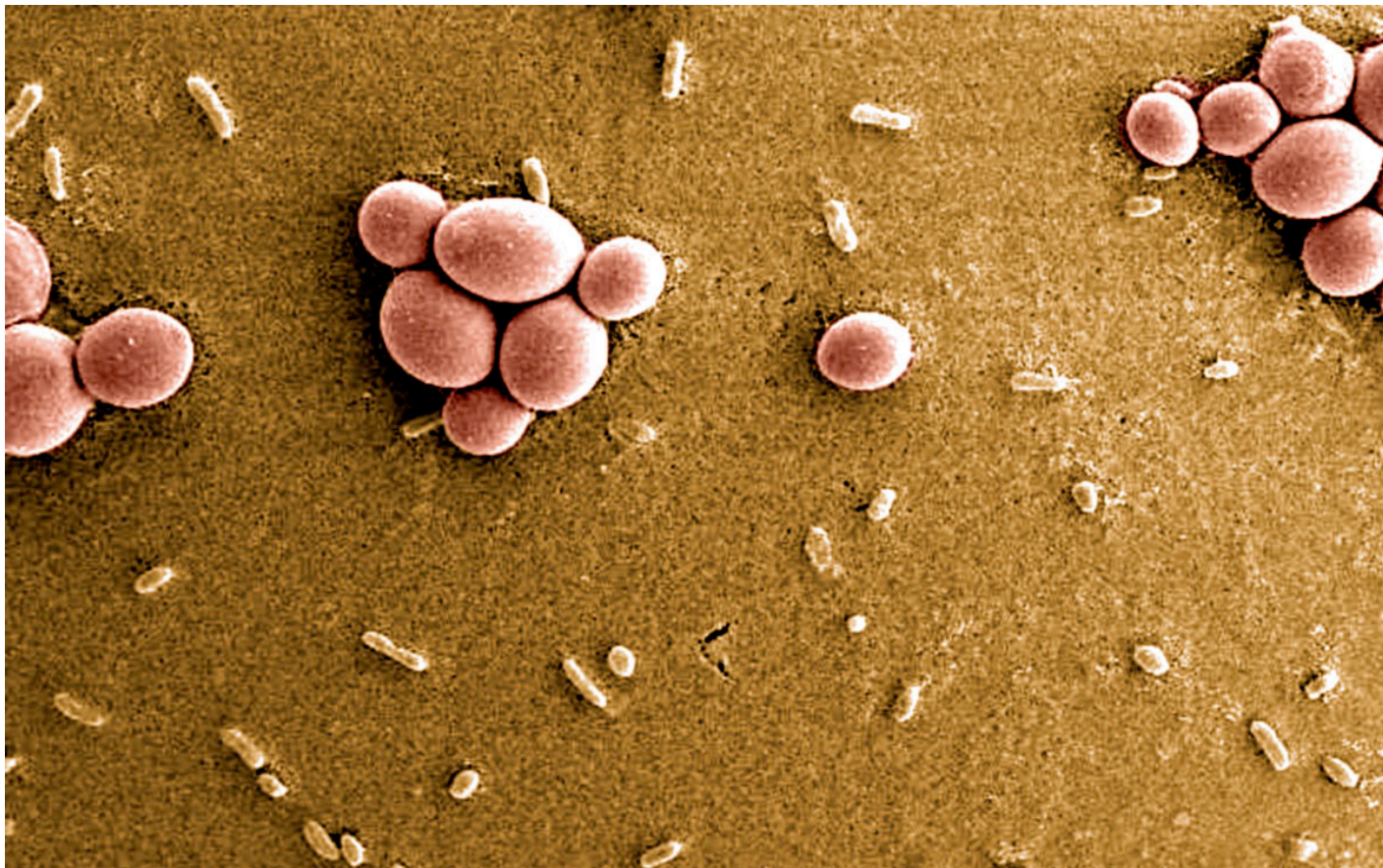
$$\text{Resonant Temperature (}^\circ\text{C)} = \frac{\text{Ln} \left(\frac{f(3,775,138)}{f(3,773,180)} \right)}{0.0000291} + 20 = 37.8 \text{ }^\circ\text{C}$$

Starting Element: **Oxygen (${}^8O^{16}$)**
 Natural Abundance: **99.762%**
 Atomic Mass: **15.99491**
 Density (grams/cm³): **0.001429**
 Exp. Coefficient: **0.0000291**

Target Element: **Hydrogen (${}^1H^1$)**
 Natural Abundance: **99.985%**
 Atomic Mass: **1.007825037**
 Density (grams/cm³): **0.0000899**
 Exp. Coefficient: **0.0000366**

As Kervran had surmised and experimentally confirmed decades ago, potentially fatal carbon monoxide poisoning occurs as the '*atomic memory*' of nitric oxides drops below 37.8°C inducing conversion of nitrogen atoms into carbon and hydrogen atoms. The low energy transmutation reaction is triggered upon contact with cooler lung tissue, without breaking the molecular bond with oxygen during the event.

Phonon resonance determinations based on the conversion formulae of W. Lussage comprehensively elucidate the mnemonic capacity and temperature-induced conversion patterns among the isotopes of the physical elements, bringing human consciousness toward a complete understanding of the fundamental atomic processes that drive the recycling of elements through the incessant electrically-enhanced interaction of metals and gases being alternately heated and cooled as the planets spin.




Studies of the artificial excitation of the electromagnetic fields of objects and organisms undertaken by K. Korotkov have inspired the development of advanced techniques of Kirlian photography, now publicly available as the Gas Discharge Visualization (GDV) system.⁷ Future electrophotonic devices will soon enable rapid healing and rejuvenation in vacuum chambers where HHO gas containing colloidal electronium light water (pure protium, without heavy hydrogen isotopes) becomes rapidly ionized to form HHO plasma.

HHO plasma will not heat water, due to the reaction of HHO gas recombining to form H₂O. As used today in dental hygiene, helium/ oxygen cold plasma torches apply nanopulsed currents to turn plasma 'on' and 'off' at a rapid rate, allowing the flame to maintain such low temperatures that it can be directly applied to skin surfaces, oral tissues and tooth enamel. Electro-stimulation of cellular metabolism by low-intensity nanopulsed electrophotonic fields can be further applied to entire plasma chambers wherein wireless data devices can electronically couple to biophoton fields for digital communication and data storage.⁸

The astounding atomic reactions taking place in these newly recognized bioelectric excitation processes have also been observed in bacteria. Electrokinetic motility of microbes⁹ provides insight into the nuclear reactions that occur on metal surfaces, whereby bacterially generated electrical currents enable electro-dissociation and digestion of a wide variety of available metals, including steel¹⁰ and even radioactive isotopes of uranium.¹¹ Bacterial transmutation of nuclear waste is enabled by special abilities like those of *Deinococcus radiodurans* to repair DNA damage constantly incurred by gamma radiation,¹² which informs the resilience of whitish scum growing in spent fuel pools at the Savannah River Nuclear Site.¹³

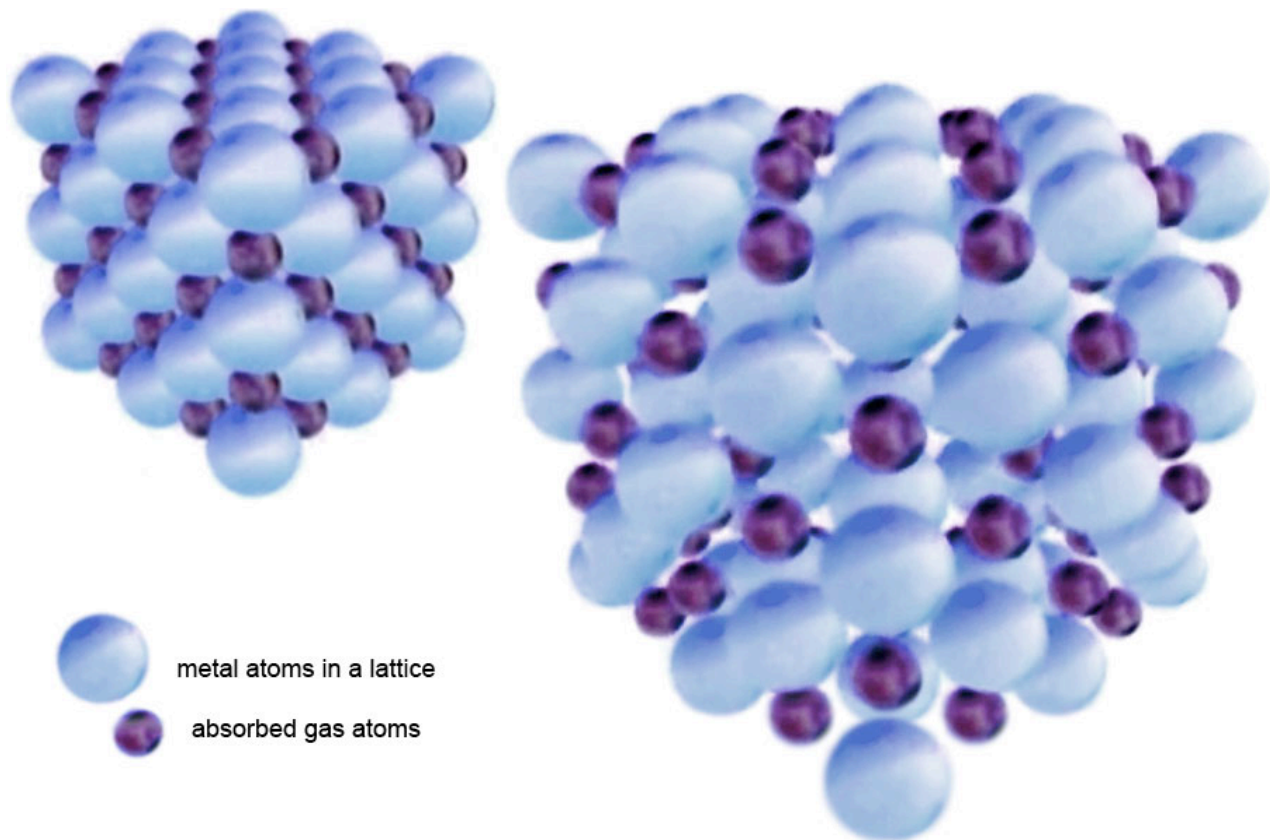
Nuclear transmutations of metals were identified in multiple budding yeast species (Champion, 2008) and disclosed in US Patent Application US2008/0081359: '*Methods for Producing Mutant Microbes Useful for Precious Metal and Bioenergy Production*'.¹⁴ Intriguing metabolic processes of *Saccharomyces cerevisiae* convert silver surfaces into gold, platinum and palladium within a narrow resonant temperature band at 43.4°C ±1°C by employing electrokinesis¹⁵ in conjunction with carbon-dioxide (CO₂) production during fermentation while binding to silver surfaces using the SSB-1 protein.¹⁶ This set of aqueous conditions is also observed of blood –*electronic excitation with specific elevated temperature and specific gas pressure.*



In various basic microbial experiments, resonant nuclear mass recombinations have been identified in which specific gases are absorbed by metals and subsequently undergo an *induced nuclear fusion event, whereby metal and gas atoms merge to form heavier metallic isotopes*. The absorption of gases by solids, and metals in particular, has been the focus of several decades of extensive study in materials science, and elucidates the quantum mechanics of resonant atomic transmutation reactions. There are two basic methods for the calculation of gas absorption by solids - volumetric and gravimetric.

The volumetric method enables the gas absorption calculation using a vacuum chamber, by detecting the variation in gas pressure at a constant volume. The volume of absorbed gases within the solids is then calculated by subtracting the volume of gas left in the chamber from the total volume of gases introduced.

The amount of gas absorption within solids is also expressed gravimetrically as a percentage weight increase, with the atomic mass of absorbed gases being added to the solids' total mass, enabling *direct calculations using a highly sensitive microbalance*. The accuracy of this calculation increases with the mass of the solids tested, thereby requiring less sensitive instrumentation for bulk processes.



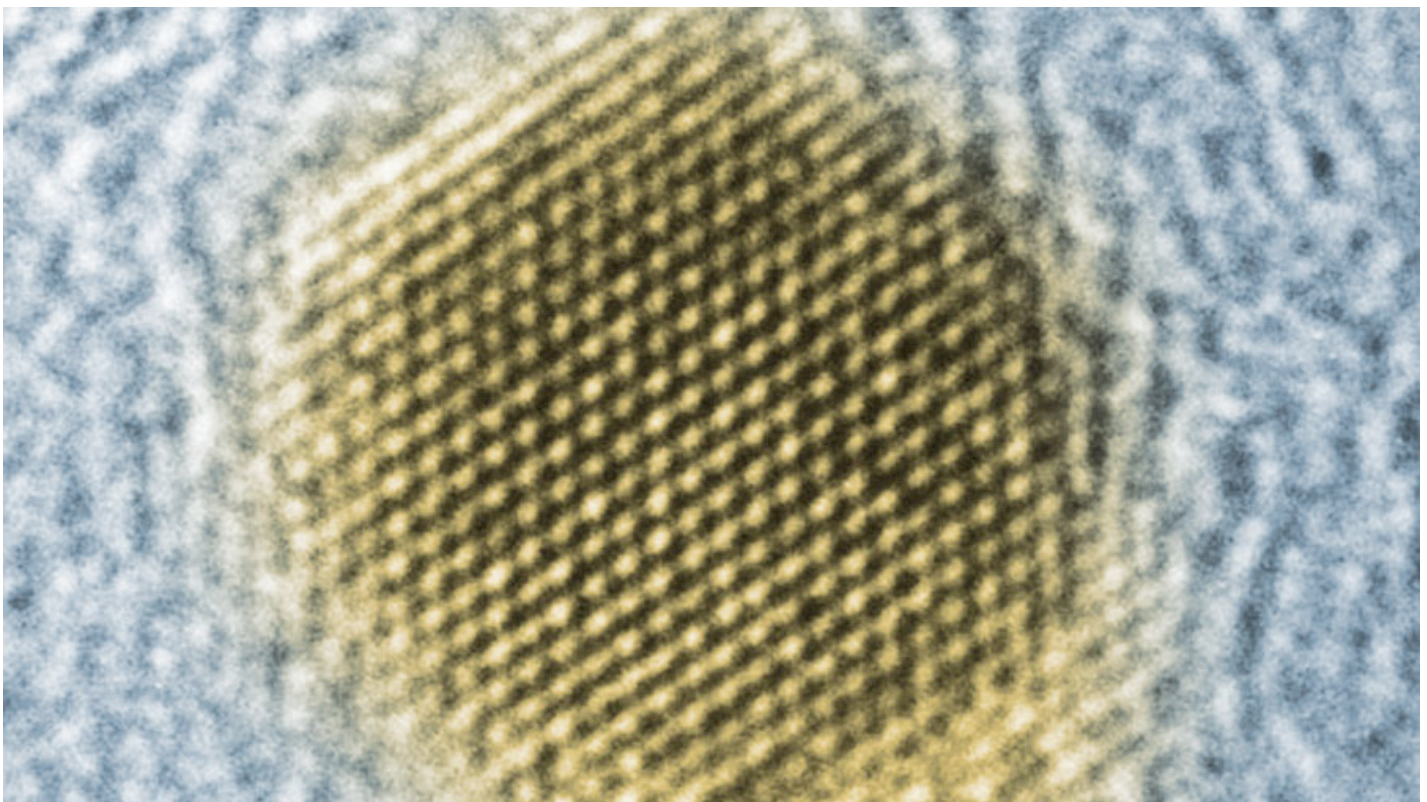
Since weight can be measured with greater accuracy than almost any other fundamental property of matter, gravimetric analysis is considered one of the most accurate classes of analytical methods available. The simplicity of the gravimetric method for determination of gas absorption in solids *allows for rapid calculation of transmutation results, immediately after the reaction is completed* (offering greatest reliability in cases where the isotopic composition of newly formed elements conforms closely to expectations based on prior experimental data).

Published research concerning the reversible weight increase resulting from adsorbed/absorbed gases within metals has defined the respective heat and pressure-dependent adsorption, absorption and desorption rates for various metals, while the nuclear fusion of gas atoms with metal atoms to form heavier elements has only recently been observed. *Quite fascinating observations have revealed that while this weight change can be fixed by artificially induced methods, the visible transformation of metal actually occurs over the course of the following 100 hours, in accordance with known decay processes.*

The resonant atomic reconfiguration of metal atoms is achieved through precision manipulation of *the mnemonic standing wave fields of atoms* (pgs. 21-22) by induced periods of equilibrium, followed by the sudden disruptive stressing of atoms. In chemistry, *Le Chatelier's principle* is applied to manipulate the outcomes of reversible reactions, often to increase the yield of reactions by destabilizing a previously established equilibrium:


If a chemical system at equilibrium experiences a change in concentration, temperature, volume, or partial pressure, then the equilibrium shifts to counteract the imposed change and a new equilibrium is established.


This principle also applies to the physics of resonant atomic conversions that occur during the second stage of the transmutation reaction, involving the *quantum trapping* of gases absorbed within metals during the first stage at resonance. The 24-hour dwell time of exposure to pressurized gas establishes '*atomic memory*' according to the influence of a specific resonant temperature calibrated to the rest frequency signature of the target element. *The instant this induced equilibrium within the metal atoms becomes destabilized by the quantum trapping event, the previously instilled resonant diameter of the metal atoms is preserved by the rapid atomic deformation and forced recombination of protons, neutrons and electrons of the absorbed gases to form the much heavier target element.*





Kervran's diverse biological researches uncovered hidden patterns within resonant atomic interactions that underlie the biophotonic communication system that triggers the vast multitudes of molecular interactions from which consciousness finds material expression in all living organisms. All the biological examples of low-energy nuclear transmutations that have been identified and replicated –in every single case– involve the absorption of gas by solids, a process that can now be accurately visualized.


As is the case with biophotonic fields, mathematical modeling of the nonlinear standing wave fields that comprise atoms can be accurately rendered by applying the quadratic function [$z_{n+1} = z_n^2$]; one that is closely related to the famous Mandelbrot Set, expressed as [$z_{n+1} = z_n^2 + c$]. Accurate modeling and visualization of atomic spacing and linear expansion dynamics is accomplished by stacking the atoms according to the body-centered or face-centered cubic structure of the metal lattice (pgs. 21-22).¹⁷ A clear correlation is observable by comparison with atomic force microscope images of the atomic lattice of a gold nanoparticle (above) and x-ray diffraction images of platinum¹⁸ and iridium atoms¹⁹ (pgs. 23-24).











The hydrogen-dependent low energy transmutation of nickel into copper and zinc was observed in the heat-producing Energy Catalyzer reactor developed by Italian physicist A. Rossi (above). Independent testing of this heated pressure system has consistently measured excess heat production, implicating a cascade of low energy nuclear reactions with nickel and hydrogen atoms fusing to form copper and zinc.

The E-Cat reactor was granted a patent by the Italian Patent Office, and Rossi successfully opened the first 1 Megawatt thermal power plant in Bologna, Italy for an unnamed military entity in October of 2011. An international patent was also granted to Rossi and associates in 2009, patent WO 2009/125444 (A1) 'Method and Apparatus for Carrying Out Nickel and Hydrogen Exothermic Reactions':

A method and apparatus for carrying out highly efficient exothermic reactions between nickel and hydrogen atoms in a tube, preferably, though not necessarily, a metal tube filled by a nickel powder and heated to a high temperature, preferably, though not necessarily, from 150°C to 5000°C are herein disclosed. In the inventive apparatus, hydrogen is injected into the metal tube containing a highly pressurized nickel powder having a pressure, preferably though not necessarily, from 2 to 20 bars.²⁰

The various isotopes of nickel (Ni) undergo a cascade involving the nuclear fusion of individual nickel atoms with multiple hydrogen atoms to form several stable isotopes of copper (Cu) and zinc (Zn), as well as two unstable, radioactive isotopes of copper –one of which is responsible for excess heat production.

The measurable heat build-up within the Energy Catalyzer reactor is caused by the resonant conversion of nickel isotopes Ni^{62} and Ni^{64} into radioactive meta-stable copper isomer Cu^{68m} . Isotopes Ni^{62} and Ni^{64} comprise ~4.5% of the natural abundance of nickel, thus limiting the excess heat production during the reaction to manageable levels which diminish naturally (without any further introduction of nickel powder).

Formation of 'hot' isomer Cu^{68m} occurs as the temperature rises through certain critical temperature thresholds, *thereafter releasing gamma radiation for a 225-second decay period* before conversion into stable Zn^{68} and unstable Cu^{68} , releasing a further ~31.1 seconds of beta radiation before forming Zn^{68} . *Optimal temperature thresholds for inducing the transmutation have not yet been determined by Rossi.*

The effect of increased heat and pressure replicates the extreme geothermal conditions that maximize the transmutation reactions that release excess heat. Related research concerning biological agents that demonstrate metabolic processes involving the resonant transmutation of precious metals have identified optimal temperature ranges for the effect by application of the phonon resonance formulae for calculating the atomic frequency resonance underlying such reactions.

My own research in this area has focused for the last several years on a series of astounding reactor experiments that has revealed the complete set of mechanisms underlying the bacterial transmutation of $Ag \Rightarrow Au, Pt, Pd$ and the same conclusions are clearly applicable to the resonant nuclear transmutation reaction of $Ni \Rightarrow Cu, Zn$ repeatedly demonstrated by Rossi's basic heat/pressure apparatus (detail below).

Application of the novel mathematics of phonon resonance shows the exothermal nuclear fusion reactions of Rossi can be precisely tuned to increase the production rate of stable copper isotopes, or to enhance the effect of heat production. Precision heating of nickel powder to 489°C or 859°C resonance with copper isotope Cu^{63} in the presence of pressurized H_2 gas will target and maximize conversion of nickel into stable copper. *The nuclear fusion reaction that produces excess heat can be specifically targeted by precision heating of the reaction to 620°C or 966°C resonance with meta-stable copper isomer Cu^{68m} .*



Nonlinear mathematical modeling of the resonantly induced nuclear recombinations that occur during low energy atomic transmutation events *elucidates the entire two-stage reaction, enabling bulk conversion processes. The far-reaching implications of this fundamental discovery include the resonant production of clean, free energy and conversion of deadly radioactive materials into stable medicinal isotopes like gold.*

While the induced atomic transmutations observed in the E-Cat system produce short-lived radioactive elements, biological transmutations induced near room temperature and ambient atmospheric pressure offer safe conditions for study and replication *in vitro*. Low energy nuclear transmutation of *silver into gold, platinum and palladium* can be induced *without using any biological agents*, by precision control of atomic resonance and pressure in a two-stage reaction developed and refined by this author in 2011.



The first stage of the transmutation reaction involves precision heating to maintain the starting element (silver) at the phonon resonance frequency of the target element (gold), during a 24-hour dwell time under gas pressure. The resonant temperature calculation for the conversion of silver into gold is determined by application of the phonon resonance formula (pg. 9) using recently obtained atomic data for greatest accuracy, as even small discrepancies in atomic data significantly influence the precision of calculation.

The resonant frequency of gold (Au^{197}) in its rest state is 38,945,222 Hz, according to the element's atomic diameter at 20°C. Heavy silver isotope (Ag^{109}) cannot be heated to resonate at the desired target frequency, yet becomes informed by the frequency vibrations of the adjacent atoms of the sister isotope. Silver isotope (Ag^{107}) resonates at the (Au^{197}) target frequency of 38,945,222 Hz when heated to 43.4°C:

$$\text{Ag}^{107} \text{ Phonon Resonance (Hz/Cm)} = \sqrt[3]{\frac{10.50 \times (6.0221 \times 10^{23})}{106.905095}} = 38,962,452 \text{ Hz}$$

$$\text{Au}^{197} \text{ Phonon Resonance (Hz/Cm)} = \sqrt[3]{\frac{19.32 \times (6.0221 \times 10^{23})}{196.966569}} = 38,945,222 \text{ Hz}$$

$$\text{Resonant Temperature (}^\circ\text{C)} = \frac{\text{Ln} \left(\frac{f(38,962,452)}{f(38,945,222)} \right)}{0.0000189} + 20 = 43.4^\circ\text{C}$$

Starting Element: **Silver ($_{47}\text{Ag}^{107}$)**
 Natural Abundance: **51.839%**
 Atomic Mass: **106.905095**
 Density (grams/cm³): **10.50**
 Exp. Coefficient: **0.0000189**

Target Element: **Gold ($_{79}\text{Au}^{197}$)**
 Natural Abundance: **100%**
 Atomic Mass: **196.966569**
 Density (grams/cm³): **19.32**
 Exp. Coefficient: **0.0000142**



Once the starting element is instilled with the atomic frequency signature of the target element, *the second stage of the transmutation reaction involves the quantum trapping and restabilization procedure that triggers bulk conversion of the starting element into the target element –according to the established atomic frequency 'memory' . While a notable weight increase can be measured immediately after the quantum trapping procedure is completed (and shows no variation thereafter), the stunning visible color changes take place very gradually over the course of the following 100 hours!*

Safe, cost efficient reactors achieve conversion of $Ag \Rightarrow Au, Pt, Pd$ at a rate of upto ~4% of the metal atoms during a 24-hour cycle in the reactor, being directly measured as a total weight increase of ~8%. Standard pressure reactor components can be purchased for systems of any size, allowing gold and platinum production targets (in ounces per day) to be achieved by a specific volume of reactor capacity. Multiple reactors can be linked in series to function more efficiently than a solitary reactor.

These newly designed resonant reactors produce an entirely new class of atomically mixed alloys that demonstrate physical properties that far exceed the standards for all previously known metal alloys. Repeated reprocessing of these special new alloys endows resonantly-enhanced quantum characteristics such as extreme hardness, supermagnetism and even low temperature superconductivity. *By effectively replicating the safe, natural transmutation of metals as observed in both biological and geological processes, resonant nuclear reactors can and must necessarily replace all mining operations.*



Presently intensifying worldwide mega-earthquake activity and the concurrent formation of hundreds of isolated sinkholes on every continent in the last few years alone should be enough to warrant the *total cessation of all subterranean excavation and hydro-electric dam projects, while the Fukushima nuclear disaster demands the same immediate action from the energy industry.* The destructive environmental impact of atmospheric and oceanic contamination by radioactive 'fuels', along with mining and fracking, are now becoming a serious hazard to all life on Earth and must be brought to an immediate halt.

The present advancements of phonon resonance enable precision tuning of heat/pressure systems for the conversion of lighter metals into heavier metals, while further applications of resonant nuclear reactions will process toxic aluminum and lead, *as well as radioactive nuclear waste*, into medicinal nanoparticles of silver, gold and platinum. The new physics of resonant transmutation not only allows conversion of all metals, but also delivers clean, resonant energy and atomically pure drinking water from HHO plasma reactors for the decisive resolution of the greatest dangers now threatening humanity and mother Earth.



The innate atmospheric balancing processes of HHO plasma formation in our skies are being amplified by the Shift of the Ages, culminating in the resonant reignition of the world's now-dormant network of sacred monumental piezoelectric pyramids. The advanced Atlantean physics of resonance has been diligently preserved in the sacred Sanskrit mandala, rendered among all indigenous cultures of the world as a *square within a circle*, encoding the quantum iterated function for nonlinear standing waves: [$Z_{n+1} = Z_n^2$]. Lifeforce, or '*rlung*', is focused by the resonant metal alloys of Tibetan singing bowls, trumpets and gongs, with elegantly etched surfaces depicting standing waves (opposite), commemorating the profound sacred knowledge of Atlantean levitation techniques still maintained to this day in remote monasteries.

A resonant Golden Age now blossoms in the deepening recognition of cosmic order and the primacy of spiritual human beings acting in the self-knowledge of unified consciousness. The seers of ancient Mexico directly reference nuclear reactions occurring in the body as *the fire within*; known as *the third attention* that is attained only by those highly advanced masters who achieve the transcendent state of *total awareness*:

The new seers... let the mastery of awareness develop to its natural end, which is to extend the glow of awareness beyond the bounds of the luminous cocoon in one single stroke. The third attention is attained when the glow of awareness turns into the fire from within: a glow that kindles not one band at a time but all the... emanations inside man's cocoon...²¹ Seers who deliberately attain total awareness are a sight to behold. That is the moment when they burn from within. The fire from within consumes them. And in full awareness they fuse themselves to the emanations at large, and glide into eternity.²²

References

- ¹ Niggli HG, Tudisco A, Lanzano L, Applegate LA, Scordino A, Musumeci F (2008) 'Laser-Ultraviolet-A Induced Biophoton Emission of Human Skin Cells: A Biophotonic Comparison Between Keratinocytes and Fibroblasts' *Indian Journal of Experimental Biology* 46, pp. 358-363, online
· [http://nopr.niscair.res.in/bitstream/123456789/4472/1/IJEB%2046\(5\)%20358-363.pdf](http://nopr.niscair.res.in/bitstream/123456789/4472/1/IJEB%2046(5)%20358-363.pdf)
- ² Schlebusch KP, Maric-Oehler W, Popp FA (2005) 'Biophotonics in the Infrared Spectral Range Reveal Acupuncture Meridian Structure of the Body' *J. of Alternative and Comprehensive Medicine* 11(1), pp.171-173, online · <http://www.britishacupuncturesociety.com/pdf/research/biophotonics%20reveal%20the%20Meridian%20Structure%20of%20the%20Body.pdf>
- ³ Kim BH (1963) 'On the Kyungrak System' *J. Acad. Med. Sci. of D. P. R. Korea* 5, pp. 1-41, online
· http://primosystem.wikispaces.com/file/view/ON_KYUNGRAK_SYSTEM.doc
- ⁴ Soh KS (2004) 'Bonghan Duct and Acupuncture Meridian as Optical Channel' *J. of the Korean Physical Society* 45(5), pp. 1196-1198, online · <http://icpr.snu.ac.kr/resource/wop.pdf/J01/2004/045/R05/J012004045R051196.pdf>
- ⁵ Sung B, Kim MS, Lee BC, Yoo JS, Lee SH, Kim YJ, Kim KW, Soh KS (2008) 'Measurement of Flow Speed in the Channels of novel Threadlike Structures on the Surfaces of Mammalian Organs' *Naturwissen.* 95(2), pp. 117-124
- ⁶ Slawinski J, Gorski Z (2008) 'Imaging of Biophoton Emissions from Electro-Stimulated Skin Acupuncture Point jg4: Effect of Light Enhancers' *Indian Journal of Experimental Biology* 46, pp. 340-344, online
· [http://nopr.niscair.res.in/bitstream/123456789/4469/1/IJEB%2046\(5\)%20340-344.pdf](http://nopr.niscair.res.in/bitstream/123456789/4469/1/IJEB%2046(5)%20340-344.pdf)
- ⁷ -- (2012) 'Biofield Research: Scientific Basis' *Dr. Korotkov's Lab*, online · <http://korotkov.org/scientific-basis/>
- ⁸ -- (2012) 'Forget WiFi, Connect to the Internet Through Lightbulbs' *NewsForage*, April 21, online
· <http://www.newsforage.com/2012/04/forget-wifi-connect-to-internet-through.html>
- ⁹ Harris HW, El-Naggar MY, Bretschger O, Ward MJ, Romine MF, Obratsova AY, Neelson KH (2010) 'Electrokinesis is a Microbial Behavior That Requires Extracellular Transport' *PNAS* 107(1), pp. 326-331
- ¹⁰ Simonson M (2009) 'Mystery Steel-Eating Bacteria in Twin Ports/Ashland Discovered' *BusinessNorth*, November 24, online · <http://www.businessnorth.com/kuws.asp?RID=3167>
- ¹¹ Gregory KB, Lovly DR (2005) 'Remediation and Recovery of Uranium from Contaminated Subsurface Environments with Electrodes' *Environmental Science Technology* 39(22), pp. 8943-7
- ¹² Minsky A, Shimoni E, Englander J (2006) 'Ring-Like Nucleoids and DNA Repair through Error-Free Nonhomologous End Joining in *Deinococcus radiodurans*' *Journal of Bacteriology* 188(17), pp. 6047-6051

-
- ¹³ Gonzalez RT (2011) 'Mysterious White Webs Found Growing on Nuclear Waste' *Augusta Chronicle*, December 17, online · <http://io9.com/5868883/mysterious-white-webs-found-growing-on-nuclear-waste>
- ¹⁴ Champion J (2008) 'Methods for Producing Mutant Microbes Useful for Precious Metal and Bioenergy Production' *US Patent Application Publication US20080081359*, online · <http://www.google.com/patents/US20080081359>
- ¹⁵ Bowen WR, Cooke RJ (2004) 'Studies of *Saccharomyces cerevisiae* During Fermentation - an in Vivo Electrokinetic Investigation' *Biotechnology and Bioengineering* 33(6), pp. 706-715
- ¹⁶ Clark MW, Yip ML, Campbell J, Abelson J (1990) 'SSB-1 of the Yeast *Saccharomyces Cerevisiae* is a Nucleoler-Specific, Silver-Binding Protein that is Associated with the snR10 and snR11 Small Nuclear RNAs' *Journal of Cellular Biology* 111(5 Pt 1), pp. 1741-51, online · <http://www.ncbi.nlm.nih.gov/pubmed/2121740>
- ¹⁷ Herres N (2011) 'Silver Ratio Hologram' *Perspective Infinity*, online · http://www.perspectiveinfinity.com/images/gallery/silver%20ratio%20hologram_1920x1080.jpg
- ¹⁸ -- (2011) 'X-Ray Diffraction of Platinum' *PhotoResearchers* · <http://db2.photoresearchers.com/preview/BT7647.html>
- ¹⁹ -- (2011) 'X-Ray Diffraction of Iridium' *PhotoResearchers* · <http://db2.photoresearchers.com/preview/BT7645.html>
- ²⁰ Rossi A (2009) 'Patent WO 2009/125444 (A1) - Method and Apparatus for Carrying Out Nickel and Hydrogen Exothermal Reactions' *World Intel. Prop. Org.*, online · <http://www.lenr-canr.org/acrobat/RossiAmethodanda.pdf>
- ²¹ Castaneda C (1991) '*The Fire From Within*' Washington Square Press, pp. 77-78
- ²² Ibid, pp. 120-121



3

Bone, Blood & Stone

Bone, Blood & Stone

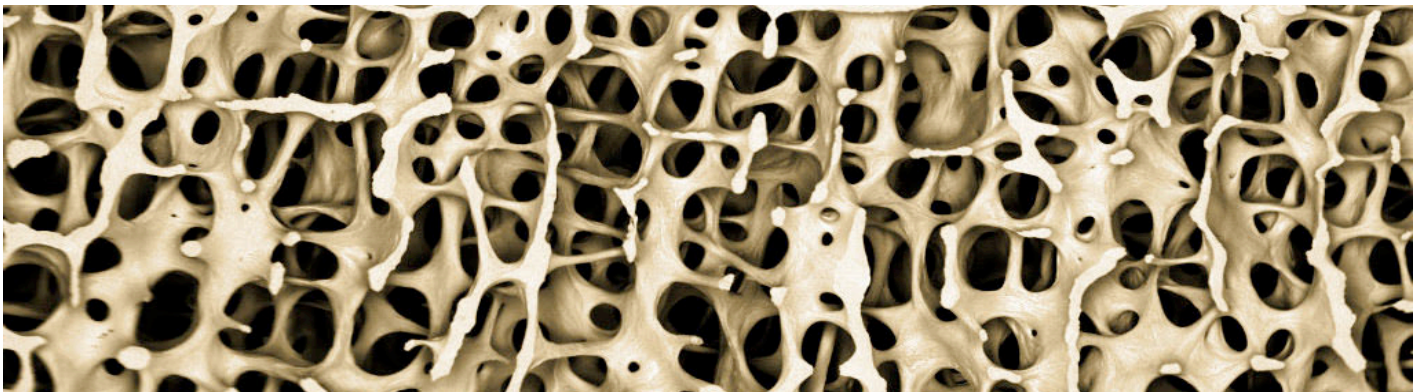
The Vedruss Elders of the Siberian taiga have preserved a wealth of knowledge concerning invisible energies and our conscious relationship with the living world. Wisewoman Anastasia has given detailed descriptions of an enhanced communication with the biological world as engendered by ancient Vedic practices involving the DNA imprinting of seeds within a sacred family garden, and the holistic benefits of maintaining biorhythmic resonance with plants through barefoot contact with the living Earth.

Anastasia explains that children raised in sacred family gardens will gain natural telepathic influence over microbial life forms, citing young siblings named Kostia and Dashenka.¹ Kostia explains to his bewildered father: "Dasha's... made friends with microbes. They obey her... the ones that are very prolific, that live everywhere, all around us and inside us. We can't see them, but they're there." Dashenka continues:

"I call them my 'little ones', my 'goodies'... I play with them sometimes. People pay hardly any attention to them, but they always try to do good for everyone. When Man is joyful –they feel good too from the joyful energy; when Man is angry and hurts something living –a lot of them perish. Others rush in to replace them. But sometimes the others don't manage to replace the ones that have died –and Man's body becomes ill."

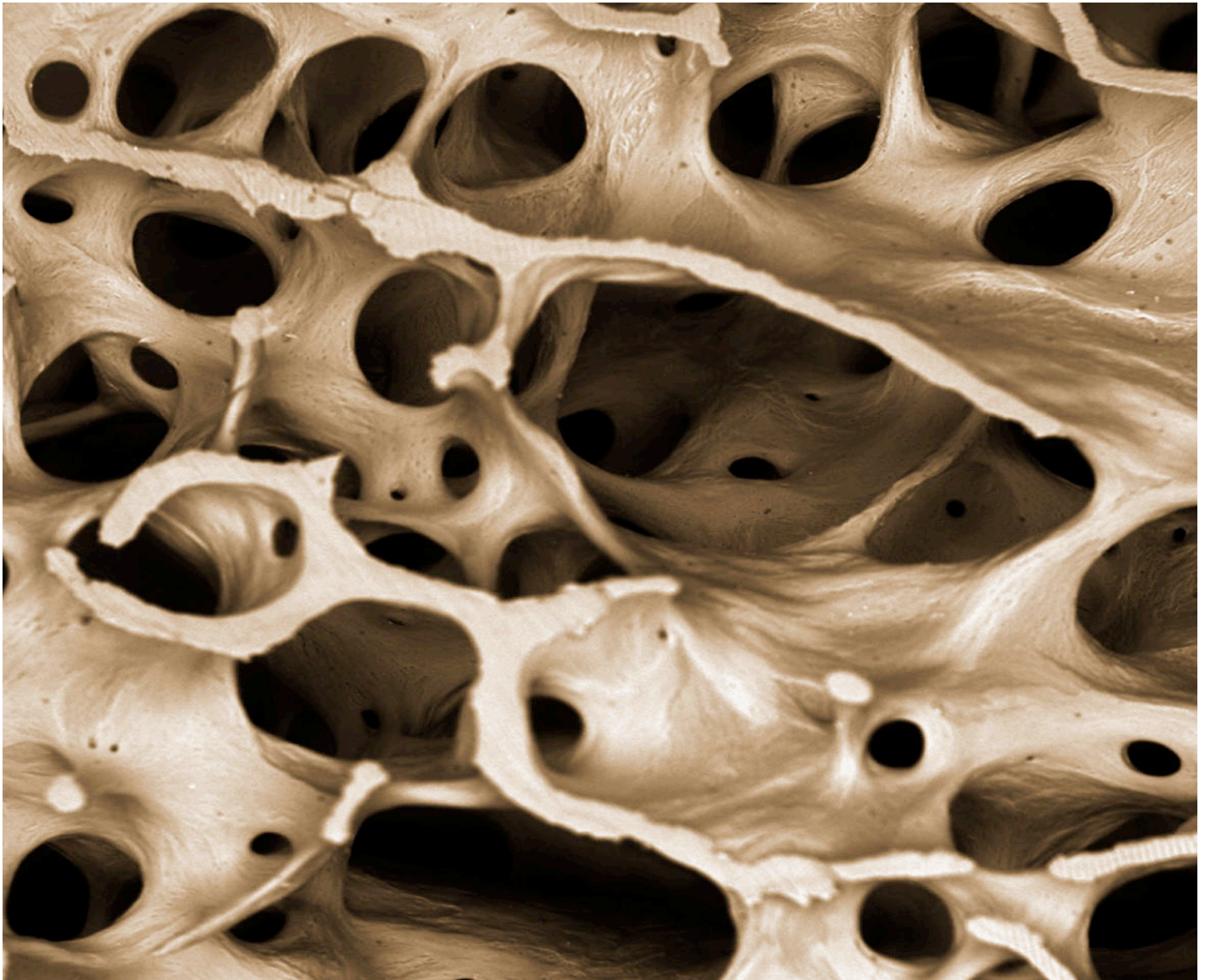
The crucial importance of balanced gut flora and the human immune system is now well understood, confirming the Ayurvedic knowledge possessed by these children, pointing out the potential for direct microbial mitigation of airborne radioactive dust metals from the Chernobyll and Fukushima disasters. Ingestion of 5g/day of the beneficial cyanobacterium *spirulina* reverses radioactive toxicity in 5 weeks,² while the bacterial cleanup of airborne radioactive dust metals is constantly and invisibly taking place.

Nature's rapid cleanup of the bones of dead animals in normal soil conditions occurs by similar microbial processes that have been applied in the relative dating of ancient bones based on the measurement of fluorine gas content in a process that is not entirely understood. In fact, the source of fluorine atoms perpetually accumulating during bone decomposition has not been clearly identified, until now.



The first scientific investigations of bone decay were undertaken over 150 years ago, firmly establishing the significant accumulation of fluorine gas within spongy bone samples over time. Researchers suggested a link between bone fluorine content and localized fluoride levels in groundwater leaching through soils (Middleton, 1844; Rivière & Carnot, 1895). While this erroneous hypothesis formed the entire basis for the fluorine bone dating technique, *the large surface area increase in spongy bone (above) does not increase fluoride uptake as supposed, but instead allows the proliferation of bacterial colonies that emit fluorine gas.*

This early misattribution is quite understandable considering the essential role of biological transmutation in such processes was not addressed until the work of C.L. Kervran in the 1960's. Kervran identified the fluorine gas accumulation in bone as a byproduct of resonant nuclear transmutations occurring within living bacteria.³ This idea could not be proven in experiment at the time, but subsequent discoveries have partly described the digestive metabolic reactions taking place in bacterial colonies, as well as the exact temperature-dependent conditions that facilitate the sustained metabolic activity of bacterial species.



The gradual metabolic process of bone digestion by bacteria was carefully studied during periods of up to 15 years of shallow burial in soil, revealing the partial disappearance of collagen fibers and biomineral hydroxyapatite crystals. A species of bacterium named for its role in body tissue dissolution, *Clostridium bistolyticum* is commonly found in soils and the animal and human gut, and has been identified as the primary cause of the notable destruction of microstructure in archeological bone (Jackes *et al*, 2001):

We believe we have shown that these Mesolithic bones are partly comprised of bacterially reprecipitated mineral, which has had collagen removed, with subsequent obliteration of bone microstructure... A Japanese experiment involving the burial of human bone for periods up to 15 years (Yoshino *et al*, 1991) proved that focal destruction is the result of bacterial action. These researchers did not characterize changes to the bone caused by bacterial action, but investigation of the morphology of Portuguese Mesolithic bone led to the discovery of bacteria (Palmer, 1987) which encouraged us to concentrate on this question.

These bacteria... could not be isolated from bone scrapings (after freezing it was not possible to rehydrate the bacteria despite use of cryoprotectant), so identification was tentative. The bacteria appear to be *Clostridium*, 0.5–0.8 μ long, with peritrichous flagellae, whip-like extensions all over the cell surface. *Clostridium* is an anaerobic bacterium, occurring in soil and in the intestines of humans and other animals... The best known bacteria which attack bone are *Clostridium bistolyticum* (the species name means 'tissue dissolving'). *C. bistolyticum* produces collagenase, the enzyme capable of digesting bone... [and is characterized as] motile and peritrichous straight rods..., occurring singly and side-by-side, in pairs or in short chains, and producing oval spores that cause the cell to bulge.⁴




Bacterial secretion of collagenase enzyme dissolves collagen fibers for ingestion, while further exposing biomineral hydroxyapatite crystals, $\text{Ca}_5(\text{PO}_4)_3\text{OH}$, as a rich source of calcium and phosphorus. Partial destruction of bone microstructures is inevitable as the matrix is bacterially decomposed, eventually becoming reduced to fine depositions of carbon dust excreted by the microbes (above). Fluorine gas is released during the temperature-induced low energy fission of phosphorus into fluorine and carbon:



The metabolic bacterial release of fluorine gas from this resonant nuclear reaction accounts for the measurable variation in gas concentration from bone samples of various ages, due to the increase of bacterial concentration with available bone surface area, reflecting heterogeneous colony distribution. These findings firmly establish the nuclear fission origin of fluorine gas from bone phosphorus, enabling refinement of the fluorine gas dating method as presently applied to archaeological investigation.

Rectification of the false working hypothesis that fluoride leaching from ground water sources causes fluorine build-up in bone demands a thorough reevaluation of the applicability of the method to various soil types and bone samples. Identification of this resonant fission reaction also reveals the specific temperature range requirement for enhanced microbial proliferation, *redefining the crucial patterns of diurnal temperature fluctuation enabling bacterial conversion of phosphorus into carbon.*



The resonant frequency of stable fluorine (F^{19}) in its rest state is 3,774,148 Hz, according to the element's atomic diameter at 20°C. Nitrogen (N^{14} within the phosphorus lattice) resonates at this frequency when heated to 24.7°C:

$$N^{14} \text{ Phonon Resonance (Hz/Cm)} = \sqrt[3]{\frac{0.0012506 \times (6.0221 \times 10^{23})}{14.00307401}} = 3,774,687 \text{ Hz}$$

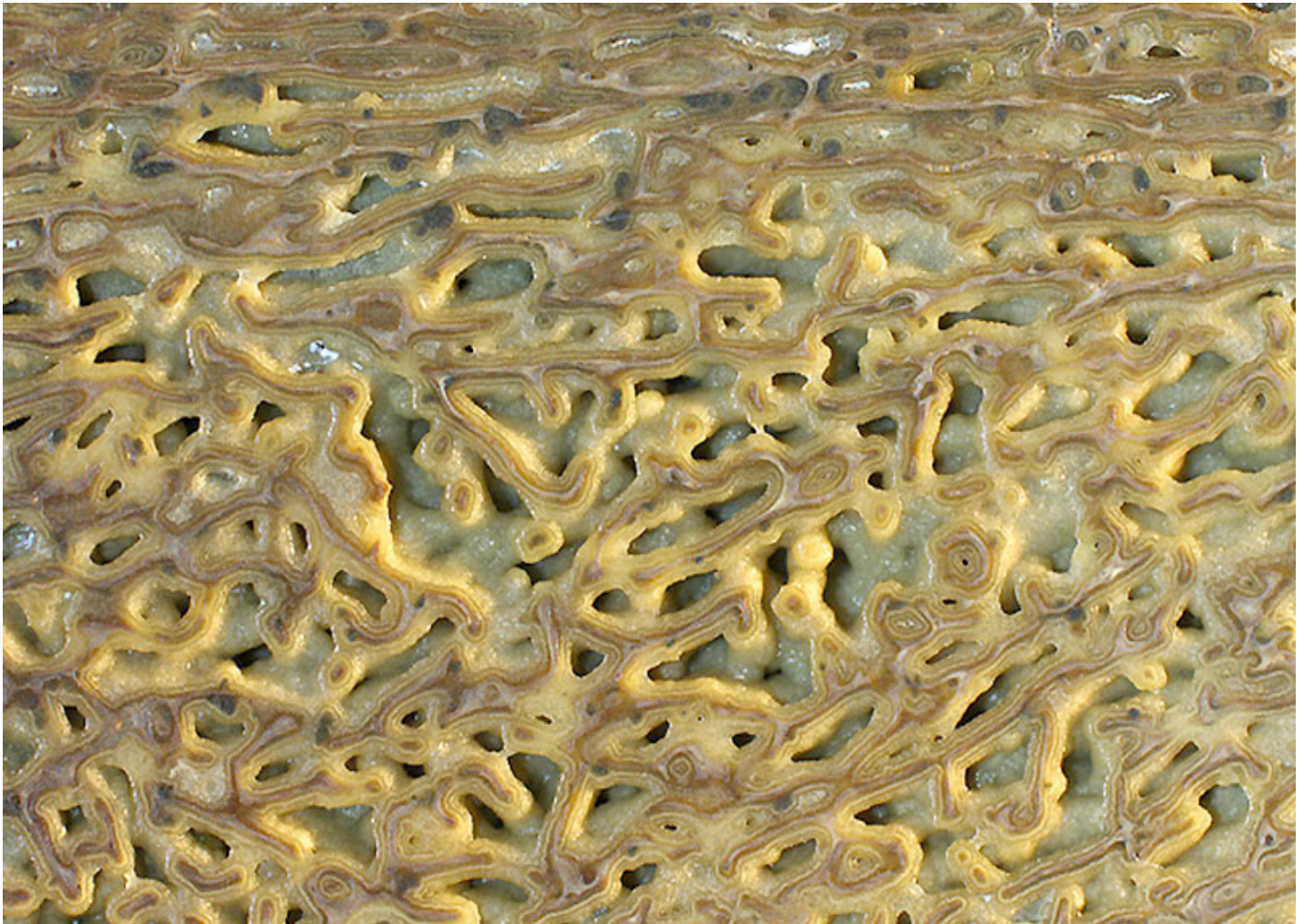
$$F^{19} \text{ Phonon Resonance (Hz/Cm)} = \sqrt[3]{\frac{0.001696 \times (6.0221 \times 10^{23})}{18.99840}} = 3,774,148 \text{ Hz}$$

$$\text{Resonant Temperature (}^\circ\text{C)} = \frac{\ln \left(\frac{f(3,774,687)}{f(3,774,148)} \right)}{0.0000301} + 20 = 24.7^\circ\text{C}$$

Starting Element: **Nitrogen (${}^7N^{14}$)**
 Natural Abundance: **99.634%**
 Atomic Mass: **14.00307401**
 Density (grams/cm³): **0.0012506**
 Vol. Exp. Coefficient: **0.0000301**

Target Element: **Fluorine (${}^9F^{19}$)**
 Natural Abundance: **100%**
 Atomic Mass: **18.99840**
 Density (grams/cm³): **0.001696**
 Vol. Exp. Coefficient: **0.0000278**

Dimensional phonon resonance interactions of the elements provide the basis for a new understanding of essential biological processes that have eluded all prior identification despite decades of painstaking inquiry. Bacterial dissolution of bone matrix by enzymatic liquification reverses the complex process of bone formation, *which has been effectively replicated in vitro, using a liquid-phase mineral precursor to hydroxyapatite*. This breakthrough in biomaterials research applies a new model to comprehensively explain how intrafibrillar mineralization of collagen occurs during bone formation (Olszta *et al.*, 2007):



Secondary (osteonal) bone, the focus of this review, is a laminated organic inorganic composite composed primarily of collagen, hydroxyapatite, and water; but minor constituents, such as non-collagenous proteins (NCPs), are also present and are thought to play an important role in bone formation...

In the case of bone biomineral, we have now been able to duplicate the most fundamental level of bone structure, the interpenetrating nanostructured architecture, using relatively simple anionic polypeptides that mimic the polyanionic character of the NCPs. We propose that the charged polymer acts as a process-directing agent, by which the conventional solution crystallization is converted into a precursor process. This polymer-induced liquid-precursor (PILP) process generates an amorphous liquid-phase mineral precursor to hydroxyapatite which facilitates intrafibrillar mineralization of type-I collagen because the fluidic character of the amorphous precursor phase enables it to be drawn into the nanoscopic gaps and grooves of collagen fibrils by capillary action. The precursor then solidifies and crystallizes upon loss of hydration waters into the more thermodynamically stable phase, leaving the collagen fibrils embedded with nanoscopic hydroxyapatite crystals.

Electron diffraction patterns of the highly mineralized collagen fibrils are nearly identical to those of natural bone, indicating that the hydroxyapatite crystallites are preferentially aligned with orientation along the collagen fibril axes. In addition, studies of etched samples of natural bone and our mineralized collagen suggest that... collagen is the primary template for crystal organization, but with the important caveat that this templating occurs only for crystals formed from an infiltrated amorphous precursor...

From a biomedical perspective, in addition to providing possible insight into the role of NCPs in bone formation, this *in vitro* system may pave the way toward the ultimate goal of fabricating a synthetic bone substitute that not only has a composition similar to bone, but has comparable mechanical properties and bioresorptive potential as natural bone. From a materials chemistry perspective, the non-specificity of the PILP process and capillary infiltration mechanism suggests that non-biological materials could also be fabricated into nanostructured composites using this "biomimetic" strategy.⁵

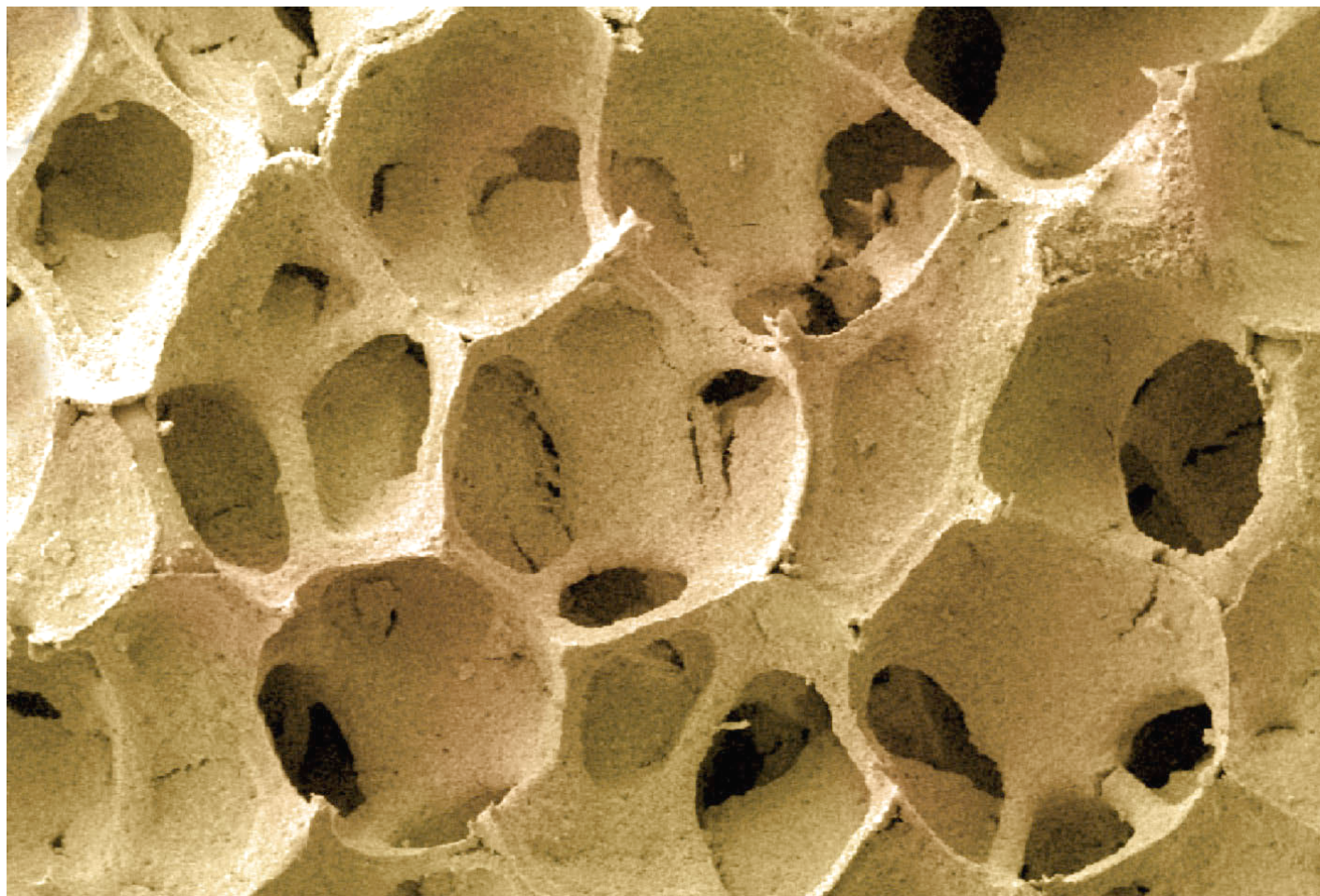


In vitro replication of the biomineral crystallization process of bone formation closely reproduces the fine crystallographic structures observed of biological bone samples, suggesting that non-collagenous proteins dictate the alignment of seed nanocrystals. Images of the morphology of artificial porous hydroxyapatite ceramic samples were obtained by scanning electron microscopy (Rusnah, 2011)⁶, presenting foam-like structures left by gas bubble clusters present within the liquid during crystallization (below).

Artificial hydroxyapatite produced in modern laboratory experiments has led to the application of novel calcium-phosphate bone cements (Combes *et al.*, 2007)⁷ and also confirms the extraordinary findings of geopolymer experts regarding the artificial origin of the stones of Egypt's Orion pyramids. The high content of calcite, opal CT and hydroxyapatite crystals constituting the Great Pyramid's artificial limestones (Davidovits, 1984)⁸ attests to *an ancient global Vedic biotechnology of psychoacoustic architecture, constructed in high-resonance biomimetic geopolymer stone* (opposite).

The octahedral form of each of the pyramids references the calcite biomineralizations of the human pineal gland, known as the *ajna* or '*third-eye*' *chakra* in ancient Sanskrit tradition, while the complex composition of the pyramids' cement blocks mimic the resonant characteristics of human bone. The presence of gas bubbles within artificial limestones –*having been poured as liquid cement*– significantly lowers the density of these ancient geopolymer products. Hydroxyapatite crystals within the stones may substitute calcium with various bivalent metal ions, as observed in natural bone (Gutowska *et al.*, 2005).⁹

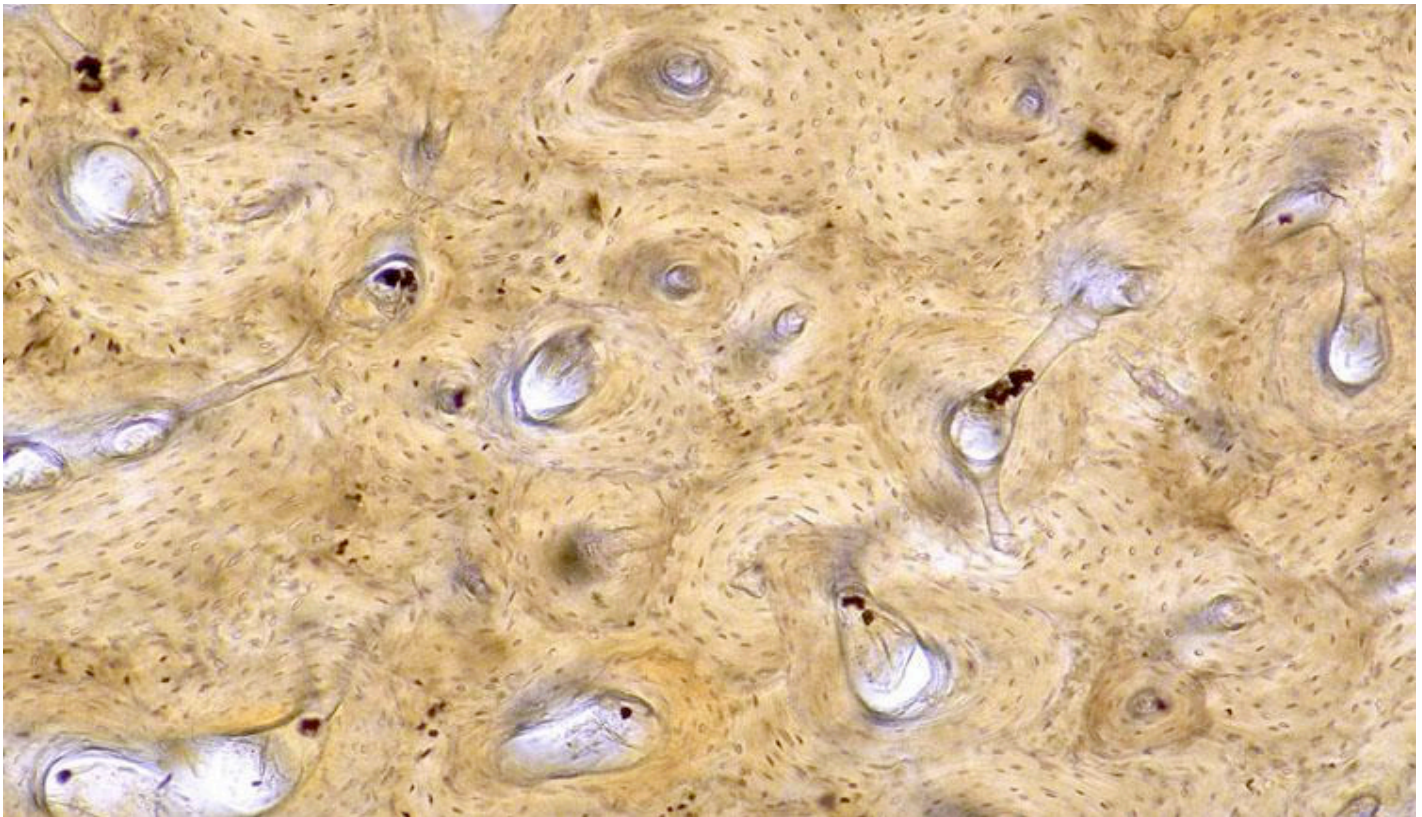
The resonant properties of the crystalline formations of human bone have been incorporated into every stone of ancient Vedic temples to enhance acoustic energy storing within the buildings. Similarly, sacred Ayurvedic waters contain trace amounts of electroluminescent gold and silver nanoparticles to enhance the resonant capacity of the human body, generating red and blue light by surface plasmon resonance during barefoot exposure to piezoelectric temples, linking bone with stone for bioelectrical healing.





The primary function of blood in the formation of bone has been extensively studied, yet remains an area of vertebrate physiology that is not fully understood. Bone health has been closely linked with diet, as calcium depletion has become a major problem for westerners due to decades of regular consumption of processed milk, *which has been conclusively shown to deplete calcium levels within the body rather than rebalance them as falsely advertised by the dairy industry and government agencies.*¹⁰

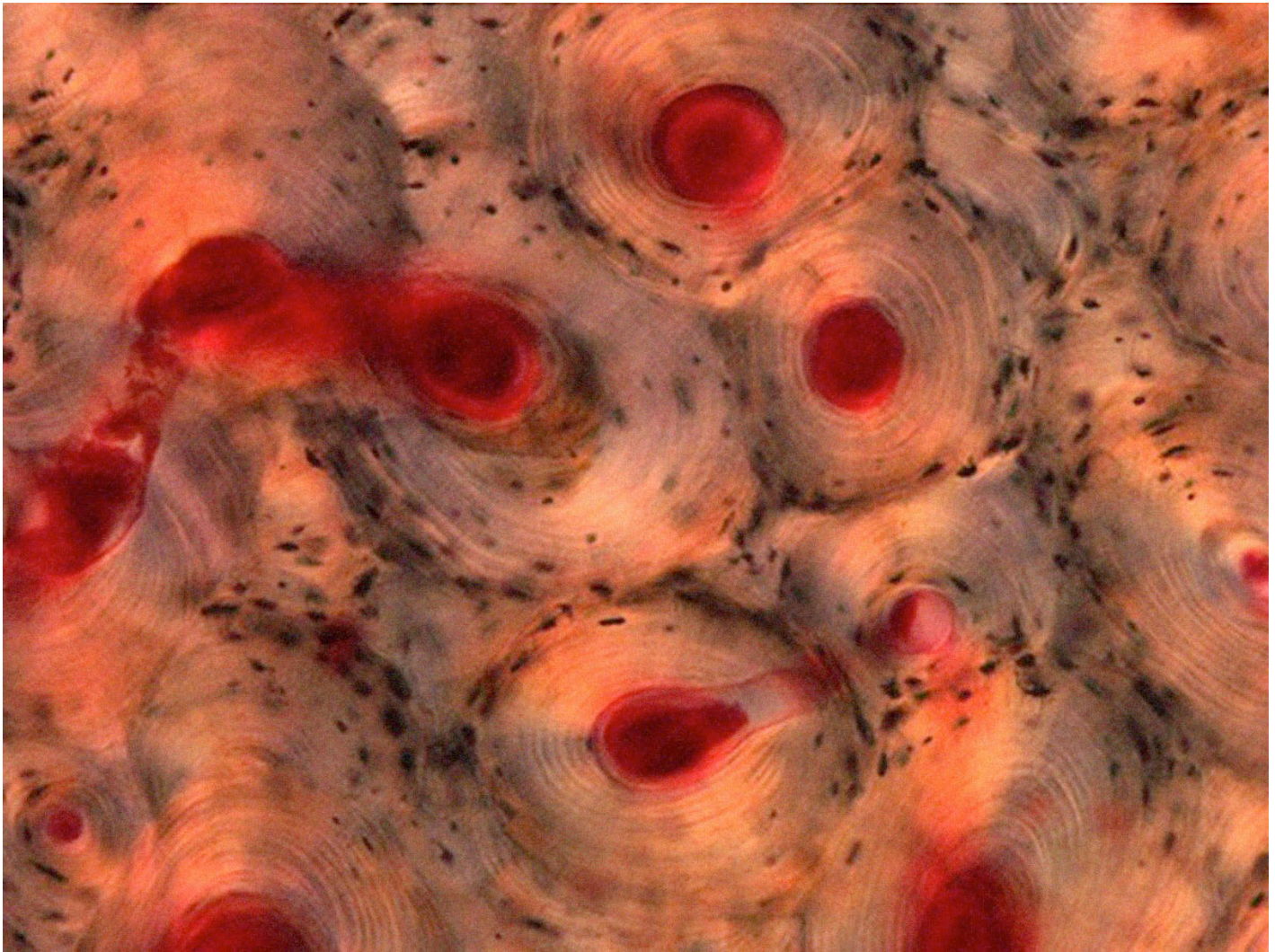
Preliminary research by C.L. Kervran provided the first coherent evidence for this counter-intuitive biological mechanism being the result of low energy nuclear transmutations taking place within the body itself, suggesting that supplementing levels of other crucial elements may achieve rebalancing of bone calcium during depletion. To this end, simple dietary trials were conducted that revealed horsetail tea effectively increases calcium levels in the body by supplying potassium for conversion into calcium.¹¹



Magnesium is another essential element implicated in the dietary rebalancing of calcium levels, but the resonant atomic conversion of one element into another could not be replicated in experiment to verify Kervran's strong hypothesis. Recent studies of isotopic variation in bone calcium versus tissue calcium reconfirms that bone biomineralization requires low energy transmutation (Skulan & DePaolo, 1999):

Calcium from bone and shell is isotopically lighter than calcium of soft tissue from the same organism and isotopically lighter than source (dietary) calcium. When measured as the $^{44}\text{Ca}/^{40}\text{Ca}$ isotopic ratio, the total range of variation observed is 5.5‰, and as much as 4‰ variation is found in a single organism. The observed intraorganismal calcium isotopic variations and the isotopic differences between tissues and diet indicate that isotopic fractionation occurs mainly as a result of mineralization...

Bone is typically depleted in heavy calcium relative to soft tissue and dietary calcium by about 1.3–1.5‰ in terms of the $^{44}\text{Ca}/^{40}\text{Ca}$ ratio. This fractionation produces differences in the isotopic composition between soft tissue, bone, and dietary calcium that under many conditions can be detected with current analytical techniques. According to our model, the difference in isotopic composition between soft tissue and dietary calcium should reflect the net bone mineral loss or gain. Soft tissue is generally similar or higher in $\delta^{44}\text{Ca}$ relative to dietary calcium when bone formation is dominant and lower in $\delta^{44}\text{Ca}$ relative to dietary calcium when bone mineral loss is dominant. It should therefore be possible to use measurements of soft tissue and dietary $\delta^{44}\text{Ca}$ as a qualitative indicator of the calcium balance in living organisms.¹²



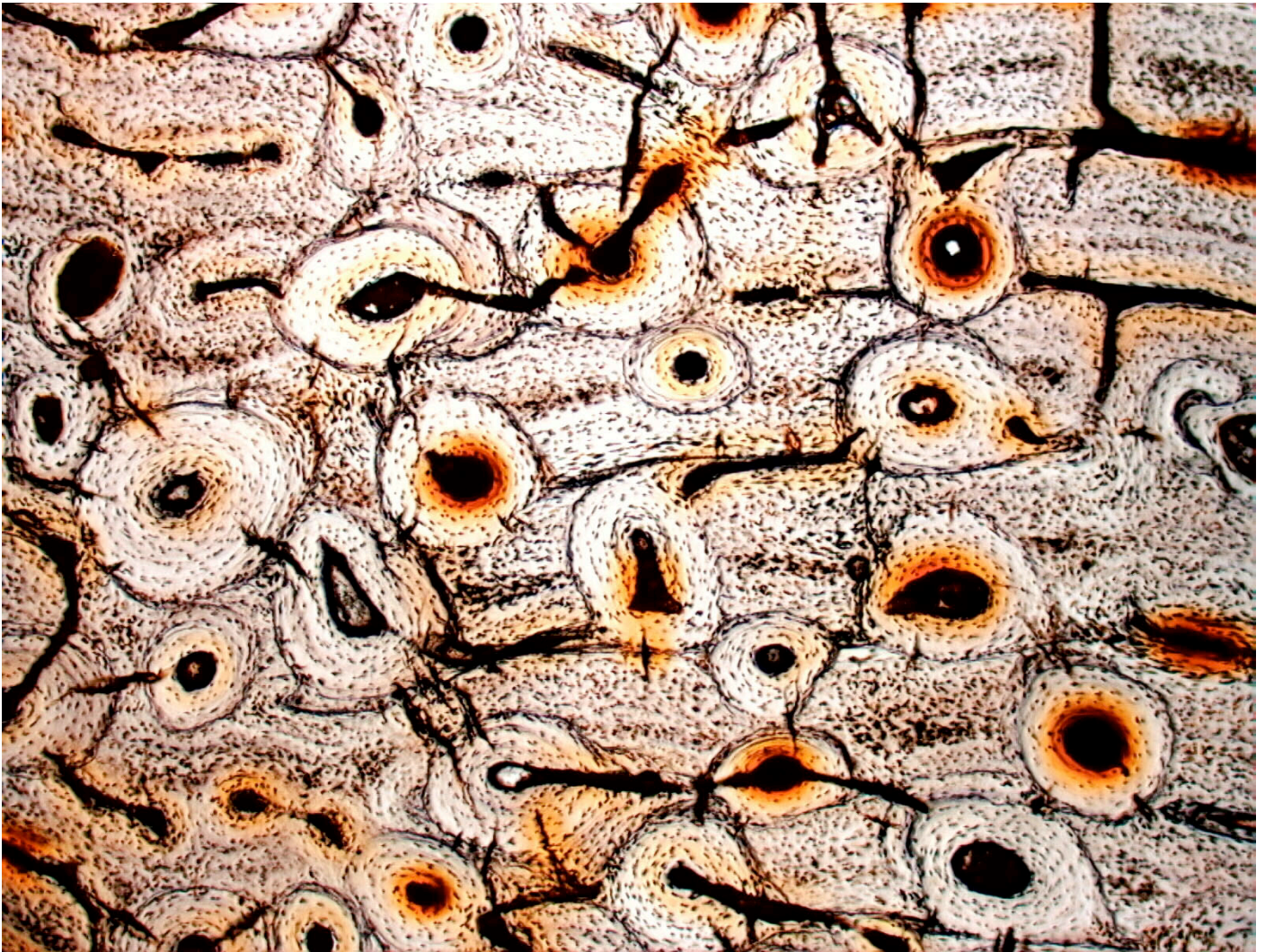
Digitally-controlled phonon resonance reactors now enable replication of low energy nuclear reactions perpetually taking place during bone formation. Red blood cells supply the starting element used by the body to accomplish low energy transmutation of potassium into calcium that accounts for the significant isotopic variation of mineralized bone calcium from dietary calcium and tissues.

During blood circulation through the fine network of Haversian canals that course through compact bone (above), potassium atoms within erythrocytes maintain rhythmic temperature fluctuations between 37–38°C that trigger the resonant conversion reaction. Each oxygen-bound atom of potassium isotope (K^{41}) releases a single hydrogen atom during the formation of stable atoms of calcium isotope (Ca^{40}):



This reaction occurs simultaneously with closely related atomic conversion cascades that also include $Zn \Rightarrow Cu$, $Cu \Rightarrow Ni$, $Ni \Rightarrow Co$, $Fe \Rightarrow Mn$, $Mn \Rightarrow Cr$ and $Cr \Rightarrow V$. This extensive series of reactions is facilitated within red blood cells by phonon frequency matching at the median temperature that is closely maintained within the core of the body, where the heart is located. The bones of the body are also well insulated from heat loss by muscle, fat and skin layers, comprising the core of each extremity.

Transmutation of potassium into calcium in vertebrate bone is enabled by phonon frequency matching of potassium-bound oxygen atoms with hydrogen atoms at rest state. The resonant frequency of hydrogen isotope (H^1) in its rest state is 3,773,180 Hz, according to the element's atomic diameter at 20°C. Oxygen isotope (O^{16}) resonates at this same frequency when heated to 37.8°C:



$$O^{16} \text{ Phonon Resonance (Hz/Cm)} = \sqrt[3]{\frac{0.001429 \times (6.0221 \times 10^{23})}{15.99491}} = 3,775,138 \text{ Hz}$$

$$H^1 \text{ Phonon Resonance (Hz/Cm)} = \sqrt[3]{\frac{0.0000899 \times (6.0221 \times 10^{23})}{1.007825037}} = 3,773,180 \text{ Hz}$$


$$\text{Resonant Temperature (}^\circ\text{C)} = \frac{\text{Ln} \left(\frac{f(3,775,138)}{f(3,773,180)} \right)}{0.0000291} + 20 = 37.8 \text{ }^\circ\text{C}$$

Starting Element: **Oxygen (${}^8O^{16}$)**
 Natural Abundance: **99.762%**
 Atomic Mass: **15.99491**
 Density (grams/cm³): **0.001429**
 Exp. Coefficient: **0.0000291**

Target Element: **Hydrogen (${}^1H^1$)**
 Natural Abundance: **99.985%**
 Atomic Mass: **1.007825037**
 Density (grams/cm³): **0.0000899**
 Exp. Coefficient: **0.0000366**

These phonon resonance determinations suggest that potassium deficiency, in particular, negatively influences the body's ability to rebalance calcium production levels, leading to gradual bone mineral loss. A balanced diet including potassium-rich foods is therefore recommended, especially white beans, dark leafy greens, baked potatoes and acorn squash, avocados, dried apricots, mushrooms and bananas, as well as herbal beverages such as horsetail tea.

For these previously unrecognized reasons, maintaining balanced, potassium-rich dietary choices effectively protects against osteoporosis by providing the elements used by the body for biomineral deposition of calcium, as specifically required for the growth and maintenance of healthy bones.



The microstructural properties of bone have been characterized in recent studies as a nanocomposite of collagen and hydroxyapatite that far exceeds the performance capabilities of both components (above, with collagen fiber atop a hydroxyapatite crystal). The complete molecular structure of bone was finally decoded by a team of MIT research scientists led by M. Buehler,¹³ after tests confirmed their calculations:

Buehler explains that even a few years ago, the modeling required to deduce the internal structure of bone would have taken years of computer time on the most powerful computers. But newer supercomputers can carry out much more detailed computations in a few months. Still, it took several iterations, after studying the previous results and probing the material's response to increasing pressure, to derive an answer, which the team was then able to confirm through comparisons with laboratory tests.

One key, they found, is that the hydroxyapatite grains are tiny, thin platelets just a few nanometers (billionths of a meter) across, and are deeply embedded in the collagen matrix. The two constituents are bound together by electrostatic interactions, which allows them to slip somewhat against each other without breaking.

This breakthrough in the modeling of the molecular structures of naturally formed bone will enable development of more advanced artificial bone composite materials that will merge with natural bone without disturbing its natural piezoelectric capacity that is essential to its resonant function as a transducer of localized infrasound. Application of supercomputer analyses to biological phonon resonance transmutation processes involved in bone formation will reveal the complete architecture of temperature-induced nuclear reactions that drive the eternal transformative rematerialization of Creation, ceaselessly turning the atomic wheelworks of Nature.

References

- ¹ Megre V (2006) '*Who Are We?*' Ringing Cedars Press, pp. 72-73
- ² -- (2012) 'Spirulina Bionutrec: Radiation Protective Effect and Immune System Improvement' *Bionutrec*, online · <http://www.andexs.org/bionutrec/radiation.html>
- ³ Kervran, CL, tr. Rosenauer H&E (1972) '*Biological Transmutations*' Swan House Pub. Co., New York, p. 76
- ⁴ Jackes M, Sherburne R, Lubell D, Barker C, Wayman M (2001) 'Destruction of Microstructure in Archaeological Bone: A Case Study from Portugal' *International Journal of Osteoarchaeology* 11, pp. 415-432, online · http://arts.uwaterloo.ca/~dlubell/IJO_Jackes%20et%20al..pdf
- ⁵ Olszta MJ, Cheng X, Lee SS, Kumar R, Kim I, Kaufman MJ, Douglas EP, Gower LB (2007) 'Bone Structure and Formation: A New Perspective' *Science Direct*, online · <http://citeseerx.ist.psu.edu/viewdoc/download?doi=10.1.1.119.1783&rep=rep1&type=pdf>
- ⁶ Rusnah M, Andanastuti M, Idris B (2004) 'The Influence of Sintering Temperature on the Porosity and Strength of Porous Hydroxyapatite Ceramics' *Medical Journal of Malaysia* 59 Suppl B, pp. 158-159
- ⁷ Combes C, Bareille R, Rey C (2006) 'Calcium Carbonate- Calcium Phosphate Mixed Cement Compositions for Bone Reconstruction' *Journal of Biomedical Materials Research Part A* 79(2), pp. 318-328, online · http://oatao.univ-toulouse.fr/39/1/Combes_39.pdf
- ⁸ Davidovits J (1984) 'X-Ray Analysis and X-Ray Diffraction of Casing Stones from the Pyramids of Egypt, and the Limestone of the Associated Quarries' *Science in Egyptology Symposia*, pp. 511-520
- ⁹ Gutowska I, Machoy Z, Machalinski B (2005) 'The Role of Bivalent Metals in Hydroxyapatite Structures as Revealed by Molecular Modeling with the HyperChem Software' *Journal of Biomedical Materials Research Part A* 75(4), pp. 788-793 online · http://www.pum.edu.pl/__data/assets/file/0018/20448/The-role-of-bivalent-metals-in-hydroxyapatite-structures-as-revealed-by-molecular-modeling-with-the-HyperChem-software-.pdf
- ¹⁰ -- (2012) 'Excessive Calcium Causes Osteoporosis' *How Milk Causes Osteoporosis*, online · <http://www.4.waisays.com/ExcessiveCalcium.htm>
- ¹¹ Kaufmann K (2001) 'Silica - Secret to Longevity' *Alive Academy of Nutrition*, online · <http://sili.cium.free.fr/longevit.htm>
- ¹² Skulan J, DePaolo DJ (1999) 'Calcium Isotope Fractionation Between Soft and Mineralized Tissues as a Monitor of Calcium Use in Vertebrates' *Proc. Nat'l Acad. Sci.* 96(24), pp. 13709-13713, online · <http://www.pnas.org/content/96/24/13709.full.pdf>
- ¹³ Chandler DL (2013) 'Decoding the Structure of Bone' *MIT News*, online · <http://web.mit.edu/newsoffice/2013/decoding-the-structure-of-bone-0416.html>



4

Qi Flashes

Qi Flashes



Ancient healing traditions from various parts of the world have been passed on from master to pupil in hidden temples, kept secret from destructive outer influences for thousands of years. Only a few of these lineages of sacred knowledge have survived to the present day. Adept practitioners of highly complex bioenergetic healing techniques that require a comprehensive knowledge of the qi meridians of the body have been forced into secrecy over the generations of politically motivated persecution.

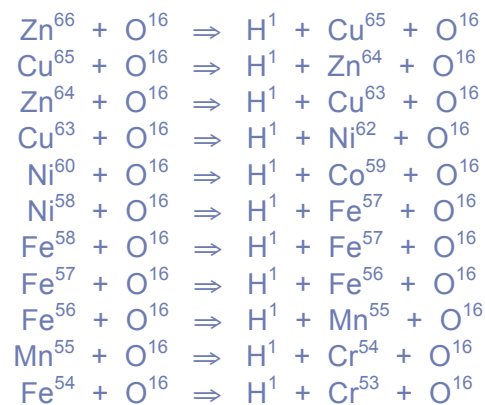
Bonghan Kim's 1963 identification of a fine network of translucent ducts lining all of the body's organs revealed a tertiary circulatory system that links the previously known vascular and lymphatic systems.¹ *Integration of the breakthroughs of biophotonics with the suppressed findings of Bonghan Kim provide the electrophysiological basis for laboratory study of qi meridians and moxibustion therapies.*²

The BBC television documentary episode *'Ring of Fire: East of Krakatoa'* (1987) captures rapid HHO plasma flashes around the body of Javanese Mo Pai Master John Chang (opposite).³ These rapid flashes, lasting 2-5 frames, are identified here for the first time as closely linked with resonant atomic transmutation processes that are perpetually induced in the bloodstream.⁴

After Chang completes the *qi* electro-acupuncture treatment for filmmaker Lorne Blair, he gestures to his *navel* and *perineum* explaining "Yin-Yang, positive-negative... when [I flex, they] meet together... this can [generate] electricity". At the moment that Chang begins to bring his hands together, the flash of an electrical discharge can be seen atop his head, in stark contrast with his black hair (above). Flashes also appear on the Mo Pai healer's hair and arms during focused projection of qi.



Blood circulation is controlled by the heart, and it is the mastery of the pulmonary and vascular systems that enables qi focusing, requiring years of meditation to achieve an essential emotional balance. While he casually smokes on the patio, a bright flash streaks from Chang's heart (above) just as he explains: "God has given us all the Yin-Yang polarity, but it takes discipline and meditation to awaken and control it." Mo Pai techniques enable EM induction of atomic reaction cascades in the blood near 37.8°C:



Of the over 80 distinct plasma flashes recorded in the 1987 Blair documentary, the great majority appear close to the healer's skin or clothing in areas of the body where large arteries convey blood below skin surfaces. The largest plasma discharges are seen near the healer's head and heart, the carotid artery in the neck, and along the exterior arteries of the arms and legs.





Chang's attainments are the culmination of 18 years of intensive training involving prolonged meditation and isometric muscular exercises practiced in underground chambers, following the strict protocols of his Master Lao, a Chinese emigrant to Java. Documentary video clearly captures HHO plasma orbs and streaks flashing in the air during electro-acupuncture healing and pyrokinesis demos (composite, above). Auto-induced EM fields and semi-levitation (90% weight loss) have also been recorded.⁵ My own experiences with rapid plasma flashes have been previously discussed in comparison with the accounts of Nikola Tesla regarding luminous sparks and flashes during life-threatening situations:

[I]mpulse-driven behavior is a kind of automation of human consciousness, while self-motivated scientific investigation results in a 'brilliant idea' or spiritual cognition that becomes energetically expressed as flashes of light around one's body, precisely following the moment of insight. Tesla acknowledged as much in his breakthrough experiences:

I never had any control over the flashes of light... [that] were, perhaps, my strangest experience and inexplicable. They usually occurred when I found myself in a dangerous or distressing situation or when I was greatly exhilarated. In some instances I have seen all the air around me filled with tongues of living flame. Their intensity, instead of diminishing, increased with time and seemingly attained a maximum when I was about twenty-five years old... these luminous phenomena still manifest themselves from time to time, as when a new idea opening up possibilities strikes me...⁶

Interestingly, despite all of Tesla's close work with electrical standing waves, he did not draw the conclusion that I have arrived at: that these flashes of light are actually airborne plasma discharges moving along the invisible standing waves. This hypothesis is borne out by dozens of luminous flashes that have been captured on video downlink from NASA space missions, later discovered in single frames by video editor Martyn Stubbs.⁷





One particularly interesting frame (below) captures a red/pink plasma discharge streaking across the Earth's thin horizon, amplifying the crescent Earth's reflected light where it is crossed by the discharge. This detail is consistent with the properties of plasma. The multicolor flashes were also observed inside the shuttle and commented on by awestruck astronauts Mark Lee and Steven Smith on live audio/video downlink to mission control, during the 1997 Hubble Repair Mission STS-82:



Mark: What was that flash?... I saw a light flash past me just here. Did you see it?

Steven: ... [Laughs] I just thought it was my imagination.

Mark: Yeah, I saw it too... so it's not. There were two of them. There's another one. What are they?

Steven: I thought I saw the lights flickering in here.

Mark: Who'd be taking pictures? What is this?

Steven: It's just gone past in front of us.

Martyn Stubbs presents dozens of NASA downlink video frames that clearly capture streaking luminous flashes that appear for mere nanoseconds. Most people who see such flashes dismiss them due to the extreme brevity of the experience, but when the flashes occur in series, as recorded on the STS-82 shuttle mission, witnesses are able to reconfirm their observations. The highly charged electrical environment of the space shuttle while in orbit of Earth presents a perfect opportunity to witness and capture the phenomena, while on Earth it occurs more rarely.⁸

The qi electromagnetic healing and pyrokinesis demonstrations of Master John Chang represent the first definitive video documentation of ancient advanced Vedic techniques associated with the root of acupuncture and acupressure therapies. Drinking of sacred waters⁹ in conjunction with daily meditation practices in piezoelectric stone temples according to ancient wisdom endows the human body with the crystalline properties of an efficient electrical capacitor that can be discharged during qi projection.

As witnessed in Longview, Texas on 9/9/9 (overleaf),¹⁰ intensifying ground-level HHO plasma discharges are presently activating the monumental stone temples of our ancestors, calling our hearts into sacred alignment. Within stone temple chambers, electro-stimulation of the qi meridians of the body¹¹ ignites the nuclear fire of resonant atomic transmutation cascades that vitalize all living beings.



Subtle physiological processes that revitalize the human body are greatly magnified by the conscious activity of a Buddha. The awakened mind of Buddhahood has fully recognized that the human body can generate all the elements required for life and vitality *within itself*, thus requiring no food or water.

The great simplicity of this enlightened understanding has confounded western scientists for many decades, *for it has been repeatedly demonstrated by adepts of meditation from eastern traditions*. A new model of the phonon resonance dynamics of atomic transmutation now offers a concise explanation for how a *Buddha is able to generate hydrogen atoms in bulk, forming water molecules within the body itself*.

As fully demonstrated under scientific scrutiny by a young Nepalese adept now named Maha Sambodhi Dharma Sangha (below; born Ram Bomjan), *a Buddha lives barefoot, meditating below giant trees and below ground in sheltered caves*. Giant stone temples were constructed by ancient cultures in all parts of the world for this practical purpose: to enhance the natural reionization processes of the human body.

Bioelectrical stimulation of phonon resonance transmutations within the human body is achieved through direct skin contact with giant trees and ground currents. Sap coursing through the arteries of trees acts in similar fashion to acids in a battery, while the fractal architecture of tree branches act as efficient antennae for accumulating electrical charge from standing waves in the air above.



The Sleeping Prophet Edgar Cayce (1877-1945) identified these exact concepts as the source of all vitality that can be significantly enhanced by drinking high-purity colloidal gold and silver waters for increasing cellular conductivity, referred to by all ancient Vedic scholars as the elixir of life – ‘Soma’:

Concerning life forces themselves; that certain elements are a part of the physical manifestation of the spiritual and mental forces, from a chemical reaction – [involving] silver and gold. (Reading 2873-1)

Spoken through Cayce, the Akashic Source made specific reference to a physiological effect involving the activity of nuclear fusion and the atomic transmutation of metals that becomes enhanced under direct electrical current, having been employed by the builders of the pyramids during the Atlantean era:

[T]he direct current passing through the activity of the fusing of metals and the transmutation that forms from same... itself becomes the source of an alternating current to which there is added then a stepped-up activity... [sustaining] this fusing of the metals or ores.

All of these activities then became a part of the use of electrical forces for metals and their activity ... as magnetic forces for the applications to portions of the body for transmuting or... re-generating the bodily forces themselves. For as the very forces of the bodily functionings are electrical in their activity, the very action of assimilation and distribution of assimilated forces is in the physical body an active force of the very low [frequency] yet very high [energy] vibratory forces themselves... (Reading 470-22)

This lengthy explanation given by Cayce relates ancient Sanskrit wisdom regarding the use of precious metals for enhancing bioelectrification and electroluminescence of the human body. Ancient Ayurvedic knowledge of essential oils, such as neem, clove and ginger, prescribed their application as reducing agents to efficiently synthesize nanoparticles of precious metals for consumption in the 'Bread of Life' and 'Water of Life'. Sacred electrum waters were elevated by Sanskrit tradition as Soma, the 'Elixir of Life', containing electroluminescent gold and silver nanoparticles. Recent identification of the Ayurvedic Soma press recovered by maintenance workers at an ancient cemetery in Jerusalem, Israel (below), provides direct evidence that resonant atomic transmutation processes were known to Vedic adepts.¹²



Ayurvedic Soma press
Jerusalem, Israel

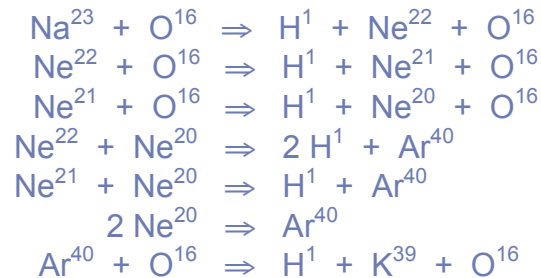
Resonant transmutation reactions that occur by this newly rediscovered atomic frequency-based process release hydrogen atoms. Enhanced bioelectrification conditions increase the rate at which such reactions occur, effectively shifting the conversion rate of elements in the body into the vital range that sustains human bodies without the need for nourishment from external sources of water or nutrition.

Solitary hydrogen atoms released by phonon resonance transmutations throughout the body quickly bind with other hydrogen atoms to form H_2 , and oxygen atoms to form H_2O . Deep breathing techniques practiced by a Buddha also enhance the resonant atomic reaction rates by increasing oxygen content in the blood, thereby simulating what must naturally occur on high-resonance planets with higher atmospheric oxygen content than that of our own Earth (presently measured at 20.95%).

Water formed in this sacred manner –*through bioelectrification of the body for enhancing H-releasing resonant nuclear reaction rates*– always releases the lightest isotope of hydrogen: protium (heavy isotopes such as deuterium are not produced). For this reason, trace deuterium content of the body of the meditating Buddha gradually lowers with his continued abstinence from food and drink, as a greater percentage of body water is formed by protium released from resonant reactions than is taken in through skin absorption. *This hypothesis can be verified by testing trace deuterium levels in adepts of meditation such as the present-day living Buddha, Maha Sambodhi Dharma Sangha (sweating, overleaf).*



A rapid atomic transmutation cascade series accomplished in experimental *in vitro* work at Japanese universities (Torii *et al.*, 1963; Ohsawa *et al.*, 1964) replicated natural processes perpetually occurring in the blood circulation and skin excretion cycles generated by human activity that generate other vital elements such as neon, argon and potassium. The following sequence of transmutations form rapid atomic chain reactions elapsing in mere milliseconds, being entirely unobservable to scientists monitoring progress of the reaction sequence through spectrography:



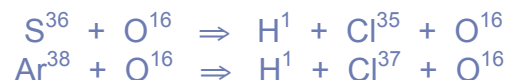
This sequence of resonant atomic transmutations is enabled by the parallel phonon resonance matching dynamics of oxygen isotope (O^{16}) at 37.8°C with hydrogen isotope (H^1) at rest (20°C) observed between neon isotope (Ne^{20}) at 37.7°C with argon isotope (Ar^{40}) at rest. *These special resonant relationships shown between gas element pairs of vastly differing atomic weights appear woven into the atomic fabric of the Universe for vitalizing life by a great perpetuation of invisible, secretive nuclear events.*

Bioelectrically stimulated nuclear reactions taking place within the resonant body of the Buddha in deep meditation generate every compound required for survival through a great abundance of transmutation cascades. Salt or sodium chloride (NaCl), comprised of elements sodium (Na) and chlorine (Cl), is a good example of a compound that is crucial for human metabolism and is perpetually being produced in the body of a Buddha practicing severe meditation techniques.

Sodium (Na^{23}) is produced when blood flows through capillaries in the surface layers of the skin, as bound magnesium and oxygen atoms cool below 37.8°C. The subtle temperature drop that results from the cooling action of sweat evaporating from skin surfaces induces the resonant nuclear fission of magnesium atoms into sodium and hydrogen atoms as follows:




Chlorine atoms are also produced from available sulfur and argon atoms previously produced by the same resonant atomic transmutation mechanism, according to the following conversion formulae:



These subtle resonant transmutation reactions taking place in the human body, only recently recognized and verified in repeatable laboratory experiments, confirm that both the water and the salt content of the excretions of human skin are comprised of by-products of natural nuclear conversions.

Nepalese Maha Sambodhi Dharma Sangha and Javanese Mo Pai Master John Chang represent *shining exemplars* of ancient Atlantean meditation and qi healing modalities, whose sacred practices moisturize and illuminate their bodies from within, generating bright HHO plasma flashes in the air around the humble figures of those Enlightened Masters.

Like the Buddha in deep meditation under the Bodhi Tree, the Earth itself is also perpetually transmuting elements deep within the mantle that release a great abundance of hydrogen atoms. Along with many other gases formed as byproducts of resonant transmutation events, hydrogen gas (H_2) drives massive upwellings of the mantle as magma is cooled, and rises away from the crystalline iron core of the planet.



Target isotopes produced by all resonant transmutation reactions first appear at rest state (20°C), which causes a slight cooling of the masses of magma as billions upon billions of atomic conversions begin to take place in waves of rapid chain reactions. By this surprising and previously unknown phonon resonance reaction mechanism, convection of the mantle is fundamentally propelled by gas byproducts of resonant atomic reaction chains that occur only during the cooling phase of upwelling.

This newly described resonant atomic transmutation process driving the immense convection belts of Earth's mantle provides a comprehensive explanation for the astonishing abundance of water recently discovered permeating through the deep lithosphere. *Without explaining how hydrogen forms in the mantle*, researchers announced: 'Planet Earth makes its own water from scratch deep in the mantle'.¹³

Recently, researchers investigating extreme conditions present in the lithosphere documented the formation of SiH₄ and H₂O by dissolution of quartz in H₂ fluid under high pressure and high temperature (Shinozaki *et al.*, 2014).¹⁴ While available oxygen atoms trapped within quartz lattice structures bond with H₂ at high pressures and high temperatures to form the abundance of deep lithospheric waters (Futera *et al.*, 2016)¹⁵, the fundamental process of resonant atomic transmutation that release hydrogen byproducts within rising convection currents of Earth's mantle has not been considered.

The phonon frequency dynamics of these newly discovered Universal atomic laws provide profound insight into the resonant nuclear conversions taking place throughout the astounding diversity of geological, biological and atmospheric processes that drive the formation and growth of planet Earth.

References

- ¹ Kim BH (1963) 'On the Kyungrak System' *J. Acad. Med. Sci. of D. P. R. Korea* 5, pp. 1-41, online
· http://primosystem.wikispaces.com/file/view/ON_KYUNGRAK_SYSTEM.doc
- ² Popp FA, Yan Y, Popp A, Humt E, Cohen S (2005) 'Electromagnetic Man - Biophoton Emission is Correlated to Resistance Values of the Skin, But Even to the Distribution Function of Electric Parameters of the Skin' *International Institute of Biophysics*, online · <http://www.bicom.se/Artiklar/electro%20magnetiv%20man%20-%20biophoton%20emission%20skin.pdf>
- ³ Blair L&L (1987) 'Ring of Fire: East of Krakatoa' BBC documentary excerpt, online
· <http://www.youtube.com/watch?v=1tTXFYrDd0E>
- ⁴ Putney A (2012) 'Quantum Trappings of a Golden Age' Human Resonance, online
· http://www.human-resonance.org/quantum_trappings.html
- ⁵ -- (2010) 'John Chang's Western Student: Interview with Jim McMillan of Mo Pai Nei Kung (1/4)' online audio
· <http://www.youtube.com/watch?v=7yaPc2AbUbk>
- ⁶ Tesla N (1982) 'My Inventions: The Autobiography of Nikola Tesla' Hart Brothers, Vermont, pp. 34-35
- ⁷ Birdsall G (1999) 'Secret NASA Transmissions' documentary video, online
· <http://www.youtube.com/watch?v=8Dro2CTqEhI>
- ⁸ Putney A (2008) 'Tesla's Rebirth' Human Resonance, pp. 21-24, online
· http://www.human-resonance.org/Tesla's_Rebirth.pdf
- ⁹ Putney A (2008) 'Sacred Ayurvedic Waters' *Human Resonance*, online
· <http://www.human-resonance.org/water.html>
- ¹⁰ Putney A (2009) 'Aerial Plasma Plumes in Longview, Texas' *Human resonance*, online
· <http://www.human-resonance.org/longview.html>
- ¹¹ Slawinski J, Gorski Z (2008) 'Imaging of Biophoton Emissions from Electro-Stimulated Skin Acupuncture Point jg4: Effect of Light Enhancers' *Indian Journal of Experimental Biology* 46, pp. 340-344, online
· [http://nopr.niscair.res.in/bitstream/123456789/4469/1/IJEB%2046\(5\)%20340-344.pdf](http://nopr.niscair.res.in/bitstream/123456789/4469/1/IJEB%2046(5)%20340-344.pdf)
- ¹² Putney A (2017) 'Silver to Gold Alchemy & the Ayurvedic Soma Press' *Human Resonance*, online
· http://www.human-resonance.org/soma_press.html
- ¹³ Coghland A (2017) 'Planet Earth Makes Its Own Water From Scratch Deep in the Mantle' *New Scientist*, online
· <https://www.newscientist.com/article/2119475-planet-earth-makes-its-own-water-from-scratch-deep-in-the-mantle/>
- ¹⁴ Shinozaki A, Kagi H, Noguchi N, Yagi T (2014) 'Formation of SiH₄ and H₂O by the Dissolution of Quartz in H₂ Fluid Under High Pressure and Temperature' *American Mineralogist* 99(7), pp. 1265-1269, online
· https://www.researchgate.net/publication/269946444_Formation_of_SiH4_and_H2O_by_the_dissolution_of_quartz_in_H2_fluid_under_high_pressure_and_temperature
- ¹⁵ Futera Z, Xue Y, Yuanming P, Tse JS, English NJ (2016) 'Formation and Properties of Water From Quartz and Hydrogen at High Pressure and Temperature' *Earth & Planetary Sci Lett* 461, pp 54-60, online
· https://www.researchgate.net/publication/312169376_Formation_and_properties_of_water_from_quartz_and_hydrogen_at_high_pressure_and_temperature



5

Cannabis Smoke
&
Psychoacoustics

Cannabis Smoke & Psychoacoustics

Cannabis is a sacred plant that has been widely used among indigenous wisdom traditions in communities throughout the world for at least tens of thousands of years. The name 'cannabis' is of Greek origin, while the Sankrit name is '*ganjika*' –revealing the origin of the modern name 'ganja'. Ancient mummies have been excavated with cannabis remains in Altai, Siberia; Xi'an and Turpan, China; Luxor, Egypt; Berel, Kazakhstan; Gurbanesti, Romania; and at the Kunar River, Pakistan.



Sadhu smoking ganjika
River Ganga, India

However, modern medical research concerning the many health benefits and physiological effects of smoking cannabis (marijuana, hashish, or cannabinoids) has been widely suppressed despite its widespread medical recognition and rapidly growing use in developing countries.

The anti-depressant and anti-anxiety effects of cannabis smoking, in addition to oral consumption of 'ganga foods' containing cannabis extracts, are common knowledge. However, the most significant physiological effects of cannabis smoke inhalation remain almost entirely unknown, even among regular users of this ancient sacred herbal remedy.

Laboratory investigations undertaken in the last two decades have revealed that cannabis smoking effectively remediates pain, nausea, vomiting, epilepsy, ischemic stroke, cerebral trauma, multiple sclerosis, cancer tumors and other disorders in humans and animals.

Tetrahydrocannabinol (THC) and cannabidiol (CBD) are most prevalent among at least 113 active cannabinoids identified in cannabis that activate two types of cannabinoid receptors, designated CB1 and CB2. These cannabinoid receptors are distributed mainly in the brain and nervous system of all mammals, including humans, as well as various other vertebrate and invertebrate species:



Cannabis *indica* flower
Hybrid species strain

Several decades of irrational prejudice may have hampered clinical research on cannabis as a medicine, but work on the pharmacology of its active ingredients has been making steady progress. Just as the body has a natural counterpart to the opiate drugs, so too it makes its own endogenous cannabinoids. These act through receptors, of which two variants—CB1 and CB2—have been definitely identified and at least one other is suspected. The CB1 receptors are located only in the brain; their CB2 counterparts are found peripherally, and especially on the cells of the immune system. Cannabinoid receptors are present not just in vertebrates but also in mollusks, leeches, and other invertebrate groups that have been evolutionarily separate for 500 million years. The fact that natural selection has for so long conserved these receptors is an indication of their physiological importance.¹

The incontrovertible conclusion that has been drawn from the abundant presence of cannabinoid receptors in such a wide variety of species is that natural generation of endogenous cannabinoids (endocannabinoids) occurs within the bodies of all such species *—proliferating in diverse habitats where contact with cannabis plants has never occurred—* when specific natural conditions are present. So, exactly what environmental conditions could possibly induce endocannabinoid production in squid, octopi, or even mollusks?

The answer to this question has evaded modern researchers for several decades, and is revealed here for the first time. Hemispheric synchronization of the brain and nervous system is induced in all of these species and habitats when two slightly offset frequencies of sound together induce an effect called binaural beating, whereby a third interference frequency becomes distinctly audible. This effect of tri-frequency resonance can potentially occur in any biome; in the air, on land, below ground or in aquatic habitats.



Ohum psychoacoustic whistles
La Maná, Ecuador

It is precisely this environmentally-induced effect of psychoacoustic resonance that triggers the natural production of endocannabinoids, which engage cannabinoid receptors in the brain and nervous system, causing the growth of new neurons in the hippocampus, or *hippocampal neurogenesis*. Clinical studies of this neurogenesis process show its effectiveness in both embryonic and adult cannabis users, *yet have not been conducted using psychoacoustic induction*. Ancient psychoacoustic whistles of the Ohum civilization discovered at the pyramids of La Maná, Ecuador² induce this effect in users, as demonstrated by Suzanne Benoit and this author in 2013 (above).³

As witnessed in the video, playing these psychoacoustic whistles for even a short period of time generates binaural beating effects that induce hemispheric synchronization of the brain, as well as stimulating vagus nerve activity that upregulates potassium channels (Shen *et al.*, 2013)⁴ and promotes restoration of consciousness of patients in vegetative states (Corazzol *et al.*, 2017).⁵ As most apparent at the end of the video, intense vibratory effects felt in the face and chakras of the body accompany the release of endocannabinoids within the brain of the whistle-player, resulting in hippocampal neurogenesis. *Laughter and joyous sensations that arise in the players of these instruments are very similar to euphoric 'highs' enjoyed by cannabis smokers.*

Consumption of cannabis extracts is the only method for induction of hippocampal neurogenesis that has been studied in clinical trials, although the role of hemispheric synchronization has not been identified by researchers as the crucial effect that in turn causes neurogenesis. In 2005, laboratory investigators of neuronal growth phenomena reported 'Cannabinoids Promote Embryonic and Adult Hippocampal Neurogenesis and Produce Anxiolytic- and Antidepressant-Like Effects' (Jiang *et al.*, 2005)⁶, following an earlier study on CB1 (Jin *et al.*, 2004),⁷ while the great majority of psychoactive substances yet studied actually suppress the neurogenesis process, many of which actually destroy neurons in the brain (ie. alcohol, heroin, cocaine, ketamine, methamphetamine, etc...).



Notable exceptions to this fact include natural hallucinogens such as psilocybin ('magic mushrooms'), peyote and ayahuasca, which enhance neuroplasticity and effectively promote neurogenesis at moderate dosages.

Interestingly, low to moderate cannabis dose administration also produces the greatest beneficial effects, whereas administration of high doses cause a long-lasting inhibition of acetylcholine release in the brain, as detailed in 'Biphasic Effects of Cannabinoids on Acetylcholine Release in the Hippocampus: Site and Mechanism of Action' (Tzvara *et al.*, 2003):

Cannabinoids have been shown to critically modulate cholinergic neurotransmission in the hippocampus,... [producing] a biphasic, dose-dependent, effect on hippocampal acetylcholine: a low (0.5 mg) and a high (5 mg) dose... induces a transient stimulation and a prolonged inhibition of hippocampal acetylcholine efflux, respectively.⁸

Another beneficial effect of cannabis use involves its inhibition of monoaminergic neuro-transmission (Tzvara *et al.*, 2003).⁹ Monoamine oxidases are enzymes in the body responsible for degrading biogenic amine neurotransmitters such as noradrenaline (norepinephrine), serotonin and dopamine. As a monoamine oxidase inhibitor, cannabis acts as a natural antidepressant.

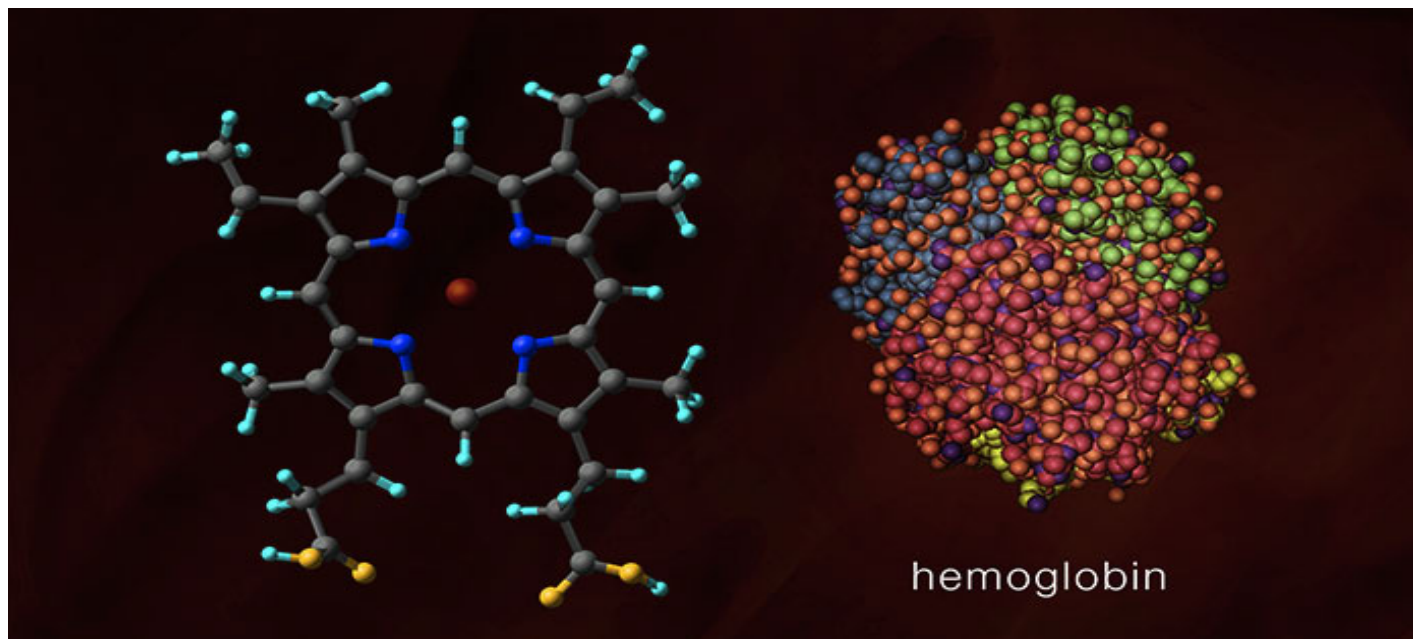
Cannabis smoking upregulation of the prime anti-oxidant glutathione in the lungs and liver has also been reported, greatly enhancing cellular protection throughout the body by maintaining other key anti-oxidants in their reduced (active) form to maximize antioxidant activity. Increased concentrations of glutathione in the lungs offer greater protection against foreign material and pathogenic agents within the respiratory system.

In addition, cannabis smoking influences upregulation of catalase and superoxide dismutase in the blood and saliva to about twice the normal levels, significantly enhancing the cleansing activity of the body's immune and detoxification pathways. These primary antioxidants offer crucial protection against oxidative/peroxidative cellular damage and are closely tied to longevity.

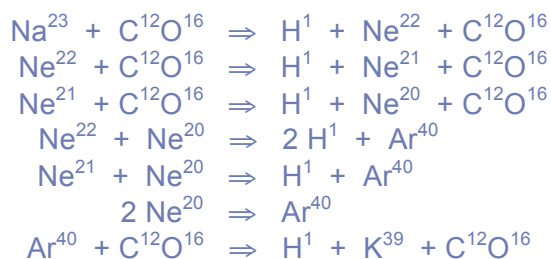
The potent anti-cancer effects of cannabinoids were reported in 2016, through their ability to actively prevent cancer cells from multiplying. According to US Patent Application 20160015683: "cannabinoids, including THC and Cannabidiol, promote the re-emergence of apoptosis so that tumors will stop dividing and die" (McCarty, 2016).¹⁰ Rather than causing lung cancer, as erroneously promulgated by worldwide governmental anti-smoking propaganda, *cannabis smoking effectively prevents the growth of cancer cells throughout the entire body. In fact, skin application of cannabis oil is less effective than smoking for delivering cannabinoids to prevent growth of cancerous lesions.*

Most recently, the potent neuroprotective activity of phytocannabinoids such as tetrahydrocannabinolic acid (THCA) has been reported (Nadal *et al.*, 2017).¹¹ Six distinct phytocannabinoids are now known to bind with, and thereby activate, peroxisome proliferator-activated receptor- γ (PPAR γ), increasing mitochondrial mass in neuroblastoma cells, and preventing cytotoxicity. This process also improves motor deficits, prevents striatal degeneration, attenuating microgliosis, astrogliosis and inflammation.

Cannabis smoke inhalation introduces low levels of carbon monoxide (CO) into the lungs, which is then absorbed by lung tissues and becomes transported into the bloodstream forming carboxy-hemoglobin (COhb). Molecular bonding of CO with heme (below, left) is 200 times the bond strength of oxygen (O₂) with heme,¹² thereby more efficiently conferring the phonon resonance vibrations of oxygen to hemoglobin molecules. By this molecular bonding mechanism, phonon resonance transmutations perpetually occurring in healthy blood circulating throughout the body are greatly enhanced, as triggered by atomic contraction during successive cooling phases.



Tighter binding of CO with sodium (Na) atoms present in blood likewise enhances reaction rates of the sodium to potassium (Na → K) phonon resonance transmutation cascade sequence:



Another coincident fact relates to Javanese Mo Pai Master John Chang –a modern adept of ancient Atlantean qi healing techniques. Chang is a habitual tobacco smoker, which likewise introduces low levels of CO into the bloodstream from smoke absorption in the lungs, thereby enhancing electrophotonic emission of his blood and skin through these same atomic nuclear reaction cascades.

Thermal hysteresis studies of photon emission (PE) from non-diluted blood confirm that biophotons are predominantly released from atomic reactions when blood temperature declines (Voeikov *et al.*, 2003),¹³ directly implicating phonon resonance matching dynamics identified between O¹⁶ and H¹ at precisely 37.8°C, as well as Ne²⁰ and Ar⁴⁰ at precisely 37.7°C:

It can be seen that blood reacts to changes in the gradient of temperature decrease... by elevation of photon emission intensity... [Conversely,] when temperature reaches 39.5°C PE intensity drops abruptly... as soon as temperature after reaching its maximum begins to decline PE from blood starts to elevate... Paradoxical changes in PE -- elevation of its intensity when temperature continued to decline though at different rate than before, or abrupt drop in PE intensity when it continued to raise –indicate that blood has some peculiar mechanism sensing temporal variations of temperature. The nature of this mechanism is currently obscure...

The hypothesis that reactive oxygen species generation by white blood cells is enhanced due to an increase in oxygen availability, ensuing the enhancement of photon emission from "normal" blood, is supported by the results of our studies of the effect of carbon monoxide upon whole blood and isolated neutrophils. We found that... CO sharply intensified photon emission in non-diluted blood... [offering] a strong indication of highly co-operative processes proceeding in blood...

Thus, blood displays many features of an active physical medium, constituents of which are permanently present in an electronically excited state. Electronic excitation of blood constituents is provided by the reactions of ROS generation permanently proceeding in it and providing energy for pumping internal "biophotonic" field of blood. Efficient migration and storage of energy in blood is provided by its peculiar [liquid crystalline] structure.

Both electronic and photonic excitation of blood can be easily achieved under the proper conditions. According to ancient Shinto traditional wisdom of Japan, beneficial effects of '*misogi*' –alternating hot/cold baths– are undertaken for bodily purification by induced temperature fluctuations of the entire body that enhance phonon resonance reactions throughout the bloodstream and skin.



Psychoacoustic whistles of the ancient Ohum civilization of the South American Andes region (above) likewise enhance the rate of phonon resonance transmutation reactions occurring in the blood and skin of the human body by inducing hyperventilation in the same manner as deep breathing prana practices employed by Vedic traditions of the yogis of India, Nepal and Tibet.

Beyond synchronizing cerebral rhythms, hyperventilation of lung tissues drastically enhances oxygen absorption rates in the lungs, thereby greatly increasing available oxygen in the bloodstream for rhythmically-induced phonon resonance transmutation cascades throughout the body. The essential concepts of the ancient Vedic practice of Kriya Yoga were explicitly tied to *the intake of extra oxygen for transmutation into life currents*, as expressed in the clear scientific language of adept practitioner Paramahansa Yogananda, in his '*Autobiography of a Yogi*' (1946):

Kriya Yoga is a simple, psychophysiological method by which the human blood is decarbonized and recharged with oxygen. The atoms of this extra oxygen are transmuted into life current to rejuvenate the brain and spinal centers. By stopping the accumulation of venous blood, the yogi is able to lessen or prevent decay of tissues; the advanced yogi transmutes his cells into pure energy. Elijah, Jesus, Kabir and other prophets were past masters in the use of *Kriya* or a similar technique, by which they caused their bodies to dematerialize at will.

Kriya is an ancient science. Lahiri Mahasaya received it from his guru, Babaji, who rediscovered and clarified the technique after it had been lost in the Dark Ages. "The *Kriya Yoga* which I am giving to the world through you in this nineteenth century," Babaji told Lahiri Mahasaya, "is a revival of the same science which Krishna gave, millenniums ago, to Arjuna, and which was later known to Patanjali, and to Christ, St. John, St. Paul, and other disciples."

Kriya Yoga is referred to by Krishna, India's greatest prophet, in a stanza of the *Bhagavad Gita*: "Offering inhaling breath into the outgoing breath, and offering the outgoing breath into the inhaling breath, the yogi neutralizes both these breaths; he thus releases the life force from the heart and brings it under his control." The interpretation is: "The yogi arrests decay in the body by an addition of life force, and arrests the mutations of growth in the body by *apan* (eliminating current). Thus neutralizing decay and growth, by quieting the heart, the yogi learns life control."

Krishna also relates that it was he, in a former incarnation, who communicated the indestructible yoga to an ancient illuminato, Vivasvat, who gave it to Manu, the great legislator. He, in turn, instructed Ikshwaku, the father of India's solar warrior dynasty. Passing thus from one to another, the royal yoga was guarded by the rishis until the coming of the materialistic ages. Then, due to priestly secrecy and man's indifference, the sacred knowledge gradually became inaccessible.

Kriya Yoga is mentioned twice by the ancient sage Patanjali, foremost exponent of yoga, who wrote: "*Kriya Yoga* consists of body discipline, mental control, and meditating on *Aum*." Patanjali speaks of God as the actual Cosmic Sound of *Aum* heard in meditation. *Aum* is the Creative Word, the sound of the Vibratory Motor. Even the yoga-beginner soon inwardly hears the wondrous sound of *Aum*. Receiving this blissful spiritual encouragement, the devotee becomes assured that he is in... touch with divine realms.¹⁴

Piezoelectric temple sites throughout the world are precisely aligned with focal nodes of infrasound standing waves,¹⁵ generally referred to as Schumann Resonance, where the cosmic *Aum* is most clearly perceived. Yogananda recounted how Master Sri Yukteswar gave him an experience of the samadhi state of cosmic consciousness by striking a vital marma point on the upper sternum:

Sri Yukteswar... struck me gently on my chest above the heart. My body became immovably rooted; breath was drawn out of my lungs as if by some huge magnet. Soul and mind instantly lost their physical bondage, and streamed out like a fluid piercing light from my every pore. The flesh was as though dead, yet in my intense awareness I knew that never before had I been fully alive. My sense of identity was no longer narrowly confined to a body, but embraced the circumambient atoms. People on distant streets seemed to be moving gently over my own remote periphery. The roots of plants and trees appeared through a dim transparency of the soil; I discerned the inward flow of their sap.

The whole vicinity lay bare before me. My ordinary frontal vision was now changed to a vast spherical sight, simultaneously all-perceptive. Through the back of my head I saw men strolling far down Rai Ghat Road, and noticed also a white cow who was leisurely approaching. When she reached the space in front of the open ashram gate, I observed her with my two physical eyes. As she passed by, behind the brick wall, I saw her clearly still. All objects within my panoramic gaze trembled and vibrated like quick motion pictures. My body, Master's, the pillared courtyard, the furniture and floor, the trees and sunshine, occasionally became violently agitated, until all melted into a luminescent sea; even as sugar crystals, thrown into a glass of water, dissolve after being shaken. The unifying light alternated with materializations of form, the metamorphoses revealing the law of cause and effect in creation.

An oceanic joy broke upon calm endless shores of my soul. The Spirit of God, I realized, is exhaustless Bliss; His body is countless tissues of light. A swelling glory within me began to envelop towns, continents, the earth, solar and stellar systems, tenuous nebulae, and floating universes. The entire cosmos, gently luminous, like a city seen afar at night, glimmered within the infinitude of my being. The sharply etched global outlines faded somewhat at the farthest edges; there I could see a mellow radiance, ever-undiminished. It was indescribably subtle; the planetary pictures were formed of a grosser light.

The divine dispersion of rays poured from an Eternal Source, blazing into galaxies, transfigured with ineffable auras. Again and again I saw the creative beams condense into constellations, then resolve into sheets of transparent flame. By rhythmic reversion, sextillion worlds passed into diaphanous luster; fire became firmament. I cognized the center of the empyrean as a point of intuitive perception in my heart. Irradiating splendor issued from my nucleus to every part of the universal structure. Blissful *amrita*, the nectar of immortality, pulsed through me with a quicksilverlike fluidity. The creative voice of God I heard resounding as *Aum*, the vibration of the Cosmic Motor.

Suddenly the breath returned to my lungs. With a disappointment almost unbearable, I realized that my infinite immensity was lost. Once more I was limited to the humiliating cage of a body, not easily accommodative to the Spirit. Like a prodigal child, I had run away from my macrocosmic home and imprisoned myself in a narrow microcosm.¹⁶

Yogananda's sudden and intense experience of the samadhi state of universal consciousness was illicitly by Master Sri Yukteshwar through his adept application of acupuncture point stimulation, releasing adequate bioelectrical qi charge accumulation within Yogananda's body. While such astounding demonstrations of ancient Vedic knowledge appear unattainable to western practitioners of meditation and 'anuki' (meaning "energy retention"), *proper temple facilities are key requirements.*



Many remarkable Paleo-Sanskrit relics, produced during the extended time period from ~30,000 to 13,000 years ago, reveal profoundly advanced Atlantean applications of resonant electrophotonic induction technologies for enhancing nuclear reactions in the human body under electromagnetic conditions amplified by aligned pyramid chambers composed of pyromagnetic geopolymer stones.

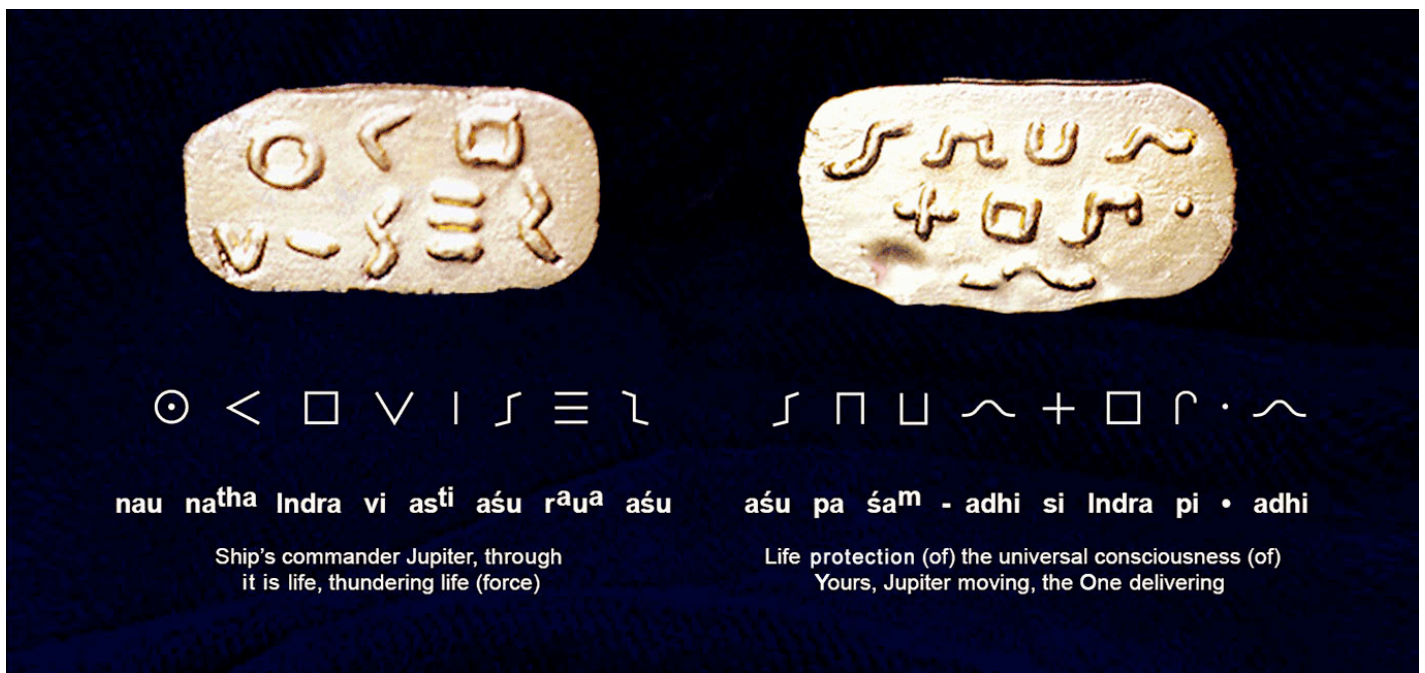
A large cache consisting of numerous ancient Atlantean statues and artifacts, discovered by Russell Burrows in the mid-1980s in a hidden resonant cave site near the present-day town of luka, Illinois, were exquisitely engraved with Paleo-Sanskrit hieroglyphs.¹⁷

Among these cast metal, cast geopolymer limestone and shale-hewn masterpieces was a small tablet depicting a face, framed by a square temple entryway with a Paleo-Sanskrit subtext, reading: **raua kar ra upama • ma mi-is • plava vi-sa ya las** , which translates as "Roaring works, granting (of) the highest One, being synchrony (of) the One inundating... Now enter, begin shining!" (above). *This is an unmistakable reference to the electrophotonic activation process of phonon resonance reaction cascades induced upon entering piezoelectric temples of the sophisticated Atlantean civilization.*

Present-day quantum biology research has made adequate progress to succinctly explain these complex Atlantean hieroglyphic tablet texts in accurate scientific terms. The most effective method for identifying acupuncture meridians, using trypan blue as a meridian-specific dye,¹⁸ was first employed for this purpose by Bonghan Kim in his original breakthrough 1964 discovery. More recent studies have successfully reapplied Kim's methodology, confirming the 'Bonghan Duct[s] and Acupuncture Meridian[s] as Optical Channel[s] of Biophoton[s]' (Soh, 2004).¹⁹


Further contemporary advances have revealed 'UV-A Induced Activation of Bonghan Granules in Motion' (Sung *et al.*, 2005),²⁰ and under enhanced magnetic field conditions (Lee *et al.*, 2013)²¹ such as those generated by HHO plasma glowing within Atlantean pyramid chambers. Physiological tissue and organ regeneration is now recognized in the 'Bonghan System as Mesenchymal Stem Cell Niches and Pathways of Macrophages in Adipose Tissues' (Lee *et al.*, 2009).²²

The efficacy of ancient Atlantean healing practices have also been revealed by 'Bioluminescence Imaging of Heme Oxygenase-1 Upregulation in the Gua Sha Procedure' (Kwon *et al.*, 2009),²³ as well as thermal 'Images in the Effect of Gua Sha Treatment on the Microcirculation of Surface Tissue'.²⁴ While modern electrical healing and analysis equipment require power generation from fossil fuel sources, the ancient Atlantean pyramid network operated on resonant induction principles that focused abundantly available planetary energy sources –*the rumbling infrasound of Jupiter*:



A small gold plate from the Illinois cave archive was cast with hieroglyphic relief texts extolling the resonance-based pyramid rejuvenation technologies, reading: nau natha Indra vi asti asu raua asu , meaning "Ship's commander Jupiter, through it is life, thundering life (force)" (above, left). Another small gold plate explicitly praises the protective vitality of the samadhi state of universal consciousness, reading: asu pa sam-adhi si Indra pi • adhi , meaning "Life protection (of) the universal consciousness (of) Yours, Jupiter moving, the One delivering" (above, right).

As comprehensively elucidated herein, 'enlightenment' is directly conferred by the highly advanced psychoacoustic and biophotonic induction effects of Atlantean and Ohum pyramids and whistling vessels, and duplicated (to a lesser extent) by cannabis smoking in our dissonant modern era for lack of knowledge and access to functional ancient pyramid technologies. Psychoacoustic focusing of global infrasound waves or enhancement of human consciousness was expertly explained to apprentice Carlos Castaneda in painstaking detail by indigenous Yaqui Elder Don Juan, in the vast desolation of the Sonora Desert of Northern Mexico:



"Seers say that there are three types of attention... they are rather three levels of attainment. They are the first, second, and third attention, each of them an independent domain, complete in itself." He explained that the first attention in man is the animal awareness... everything that one can think about is part of the first attention...

Don Juan explained that in order for our first attention to bring into focus the world that we perceive, it has to emphasize certain emanations selected from the narrow band of emanations where man's awareness is located. The discarded emanations are still within our reach but remain dormant, unknown to us for the duration of our lives.

The new seers call the emphasized emanations the right side, normal awareness, the tonal, this world, the known, the first attention. The average man calls it reality, rationality, common sense.

The emphasized emanations compose a large portion of man's band of awareness, but a very small piece of the total spectrum of emanations present inside the cocoon of man. The disregarded emanations within man's band are thought of as a sort of preamble to the unknown, the unknown proper consisting of the bulk of emanations which are not part of the human band and which are never emphasized. Seers call them the left-side awareness, the nagual, the other world, the unknown, the second attention...

"[To be able]... to utilize those unused emanations, one needs uncommon, elaborate tactics that require supreme discipline and concentration... the art of *dreaming*... the concentration needed to be aware that one is having a dream is the forerunner of the second attention. That concentration is a form of consciousness that is not in the same category as the consciousness needed to deal with the daily world."

"The new seers... let the mastery of awareness develop to its natural end, which is to extend the glow of awareness beyond the bounds of the luminous cocoon in one single stroke. The third attention is attained when the glow of awareness turns into the fire from within: a glow that kindles not one band at a time but all the... emanations inside man's cocoon."

Don Juan expressed his awe for the new seers' deliberate effort to attain the third attention while they are alive and conscious of their individuality... "The supreme accomplishment of human beings," he said, "is to attain that level of attention while retaining the life-force, without becoming a disembodied awareness moving like a flicker of light..."

[He then explained that]...the glow produced by a state of total awareness... is *seen* as a burst of incandescence in the entire luminous egg. It is an explosion of light of such a magnitude that the boundaries of the shell are diffused and the inside emanations extend themselves beyond anything imaginable.

"Are those special cases, don Juan?"

"Certainly. They happen only to seers. No other living men or any other living creatures brighten up like that. Seers who deliberately attain total awareness are a sight to behold. That is the moment when they burn from within. The fire from within consumes them. And in full awareness they fuse themselves to the emanations at large, and glide into eternity."

"[As seers] our case is a bit different, because we are at the end of our trail. We are not seeking anything... we go from day to day doing nothing. We are waiting. I will not tire of repeating this: we know that we are waiting and we know what we are waiting for. We are waiting for freedom!"²⁵

References

- ¹ Watts G (2004) 'Science Commentary: High Hopes for Cannabinoid Analgesia' *BMJ* 329, pp. 257-258
- ² Putney A (2009) 'Ø' Human Resonance, pp. 152-159, online · <http://www.human-resonance.org/phi.pdf>
- ³ Putney A (2016) 'Psychoacoustics of the Ohum' *Human Resonance*, online · <https://youtu.be/wpf3r2jHQSsw>
- ⁴ Shen MJ, Chang HC, Park HW, Akingba AG, Chang PC, Zhang Z, Lin SF, Shen C, Chen LS, Chen Z, Fishbein MC, Chiamvimonvat N, Chen PS (2013) 'Low-Level Vagus Nerve Stimulation Upregulates Small Conductance Calcium Activated Potassium Channels in the Stellate Ganglion' *Heart Rhythm* 10(6), pp. 910-915, online · <https://www.ncbi.nlm.nih.gov/pmc/articles/PMC3671581/pdf/nihms473543.pdf>
- ⁵ Corazzol M, Lio G, Lefevre A, Deiana G, Tell L, André-Obadia N, Bourdillon P, Guenot M, Desmurget M, Luauté J, Sirigu A (2017) 'Restoring Consciousness with Vagus Nerve Stimulation' *Curr Biol* 27(18), pp. 994-996, online · [http://www.cell.com/current-biology/pdf/S0960-9822\(17\)30964-8.pdf](http://www.cell.com/current-biology/pdf/S0960-9822(17)30964-8.pdf)
- ⁶ Jiang W, Zhang Y, Xiao L, Van Cleemput J, Ji SP, Bai G, Zhang X (2005) 'Cannabinoids Promote Embryonic and Adult Hippocampus Neurogenesis and Produce Anxiolytic- and Antidepressant-Like Effects' *J Clin Invest* 115, pp. 3104-3116, online · <https://www.ncbi.nlm.nih.gov/pmc/articles/PMC1253627/pdf/JCI0525509.pdf>
- ⁷ Jin K, Xie L, Kim SH, Parmentier-Batteur S, Sun Y, Mao XO, Childs J, Greenberg DA (2004) 'Defective Adult Neurogenesis in CB1 Cannabinoid Receptor Knockout Mice' *Mol Pharmacol* 66(2), pp. 204-208, online · <http://molpharm.aspetjournals.org/content/molpharm/66/2/204.full.pdf>
- ⁸ Tzavara ET, Wade M, Nomikos GG (2003) 'Biphasic Effects of Cannabinoids on Acetylcholine Release in the Hippocampus: Site and Mechanism of Action' *The Journal of Neuroscience* 23(28), pp. 9374-9384, online · <http://www.jneurosci.org/content/jneuro/23/28/9374.full.pdf>
- ⁹ Tzavara ET, Davis RJ, Perry KW, Li X, Salho C, Bymaster FP, Witkin JM, Nomikos (2003) 'The CB1 Receptor Antagonist SR141716A Selectively Increases Monoaminergic Neurotransmission in the Medial Prefrontal Cortex: Implications for Therapeutic Actions' *Brit J Pharmacol* 138, pp. 544-553, online · <https://www.ncbi.nlm.nih.gov/pmc/articles/PMC1573706/pdf/138-0705100a.pdf>
- ¹⁰ McCarty JA (2016) 'Solid Dosage Form Composition For Buccal or Sublingual Administration of Cannabinoids' United States Patent Application 20160015683
- ¹¹ Nadal X, del Río C, Casano S, Palomares B, Ferreiro-Vera C, Navarrete C, Sánchez-Carnerero C, Cantarero I, Bellido ML, Meyer S, Morello G, Appendino G, Muñoz E (2017) 'Tetrahydrocannabinolic Acid is a Potent PPARγ Agonist with Neuroprotective Activity' online · <http://onlinelibrary.wiley.com/doi/10.1111/bph.14019/epdf>
- ¹² -- (2017) 'Why Does Carbon Monoxide Have a Greater Affinity for Hemoglobin Than Oxygen?' *Chemistry Stack Exchange*, online · <https://chemistry.stackexchange.com/questions/33780/why-does-carbon-monoxide-have-a-greater-affinity-for-hemoglobin-than-oxygen>
- ¹³ Voeikov VL, Asfaramov R, Bouravieva EV, Novikov CN, Vilenskaya ND (2003) 'Biophoton Research in Blood Reveals Its Holistic Properties' *Indian Journal of Experimental Biology* 41(5), pp. 473-82
- ¹⁴ Yogananda P (1946) 'Autobiography of a Yogi' Philosophical Library, pp. 169-170
- ¹⁵ Putney A (2009) 'The Sine Wave Alignment of Sacred Sites' *Human Resonance*, online · <http://www.human-resonance.org/phi.html>
- ¹⁶ Yogananda, op cit, pp. 103-106
- ¹⁷ Putney A, Benoit S (2014) 'Sanskrit' Human Resonance, online · <http://www.human-resonance.org/Sanskrit.pdf>
- ¹⁸ Soh KS (2009) 'Bonghan Circulatory System as an Extension of Acupuncture Meridians' *J Acupunct Meridian Stud* 2(2), pp. 93-106
- ¹⁹ Soh KS (2004) 'Bonghan Duct and Acupuncture Meridian as Optical Channel of Biophoton' *J Kor Phys Soc* 45(5), pp. 1196-1198, online · <https://www.liveoakacupuncture.com/wp-content/uploads/2010/12/Scientific-Evidence-Found-For-Acupuncture-Channels.pdf>
- ²⁰ Sung B, Ogay V, Yoo JS, Yu HR, Lee BC, Chung C (2005) 'UV-A Induced Activation of Bonghan Granules in Motion' *J Int Soc Life Inf Sci* 23, pp. 297-301
- ²¹ Lee SS (2013) 'Motion Properties of the Sanals of the Primo Vascular System Under a Magnetic Field' *J Acupunct Meridian Stud* 6(6), pp. 293-297, online · [http://www.jams-kpi.com/article/S2005-2901\(12\)00169-0/pdf](http://www.jams-kpi.com/article/S2005-2901(12)00169-0/pdf)
- ²² Lee BC, Bae KH, Jhon GJ, Soh KS (2009) 'Bonghan System as Mesenchymal Stem Cell Niches and Pathways of Macrophages in Adipose Tissues' *J Acupunct Meridian Stud* 2(1), pp. 79-82
- ²³ Kwon KK, Kloetzer L, Wong KK, Ren JQ, Kuo B, Jiang Y, Chen YI, Chan ST, Young GS, Wong STC (2009) 'Bioluminescence Imaging of Heme Oxygenase-1 Upregulation in the Gua Sha Procedure' *J Vis Exp* (30), pp. 1385-1388, online · <https://www.ncbi.nlm.nih.gov/pmc/articles/PMC3149908/pdf/jove-30-1385.pdf>
- ²⁴ Nielsen A, Knoblauch NTM, Dobos GJ, Michalsen A, Kaptchuk TJ (2007) 'Images in the Effect of Gua Sha Treatment on the Microcirculation of Surface Tissue' *Explore Journal* 3(5), pp. 456-466, online · <http://www.explorejournal.com/action/showFullTextImages?pii=S1550-8307%2807%2900177-2>
- ²⁵ Castaneda C (1991) 'The Fire From Within' Washington Square Press, pp. 76-78, 116, 120-121



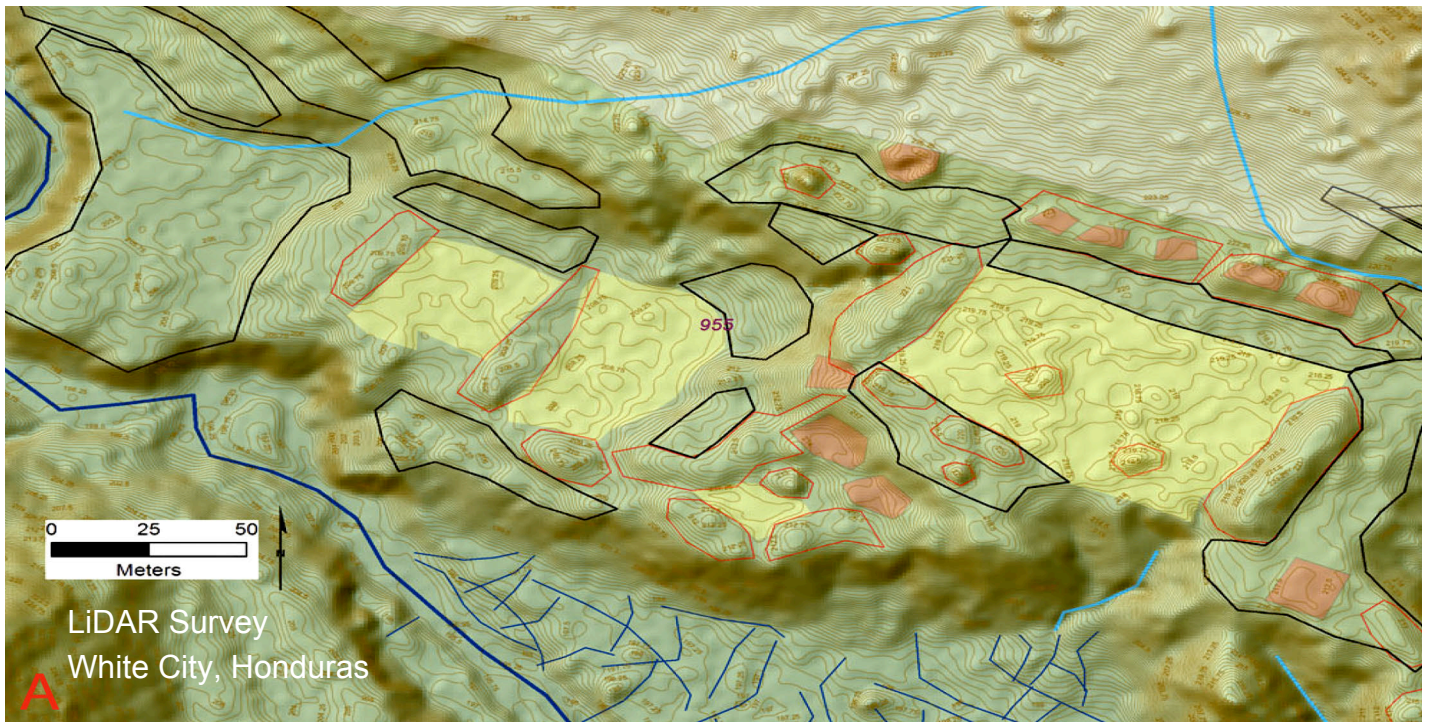
6

Nano-Iodine
vs.
Leishmania Protozoa

Nano-Iodine vs. Leishmania Protozoa

The rapid succession of technological innovations now unfolding among diverse scientific fields of inquiry has offered a dazzling array of remote sensing technologies that have unveiled the great antiquity of advanced human civilizations stretching far into the Paleolithic Era, and even beyond.

Pyramid constructions have been identified by side-scanning sonar and bathymetric techniques on the seafloor in various parts of the world, including the Caribbean Sea and multiple sites in the Atlantic and Pacific Oceans.^{1,2} Giant megalithic temple constructions have even been identified by satellite-based radar techniques below the ice sheets of Antarctica, yet have been highly classified by world governments and only recently disclosed publicly as unusual natural mountain formations.



Airborne LiDAR surveys of rainforest-covered regions of the planet have been able to strip away the dense vegetation to visualize the geometric topography of many man-made monumental temples in the Yucatan Peninsula. More recently, another pyramid complex was imaged by LiDAR scanning in the rainforests of the Mosquitia region of Honduras (above)³, yet no comprehensive archeological evidence has been presented by the most recent, well-funded 2016 expedition, which was entirely abandoned without any significant findings having been reported publicly. Why?

Expeditions undertaken in the 1939 by Theodore Morde to this Honduran pyramid complex were also abandoned after megalithic limestone statues of “monkey gods” were described, and the site named the White City. Seeking funding for further expeditions, Morde was later murdered in 1954. The White City (14.4024°N, 85.7322°W) is situated 7,248 miles from the Orion Pyramids of Giza, Egypt, a resonant distance corresponding to 29.1% of Earth's mean circumference of 24,892 miles.

The mystery surrounding the Honduran pyramid complex endures, yet quite similar prosimian-type statues have since been uncovered at San Augustin, Colombia⁴, suggesting a shared origin for the White City of Honduras. Abandonment of the 2016 White City expedition was announced in a short news article on February 4, 2017. Rather than presenting partial findings or any significant photographic evidence obtained by researchers at the site, the bulk of the article went into propaganda books on the site and cleverly explained why no further research would be conducted. This article appears to have been crafted to specifically deter all future investigations:

Were-jaguar head
White City, Honduras



Q: While you were there, you and several other researchers were infected with Leishmaniasis, a disease caused by protozoan parasites.

A: Mucosal leishmaniasis struck down two-thirds of the expedition — Hondurans, Americans and Brits alike. It is a very persistent disease, a flesh-eating parasite that attacks the face and eventually causes your lips and nose to slough off, leaving a weeping sore where your face used to be. (I would not recommend Googling pictures of the disease!) It has returned in a number of people. But we are getting the best medical care in the world from doctors at the National Institutes of Health, who are studying us and our disease, which appears to be a unique form. It makes for a fascinating medical mystery.⁵

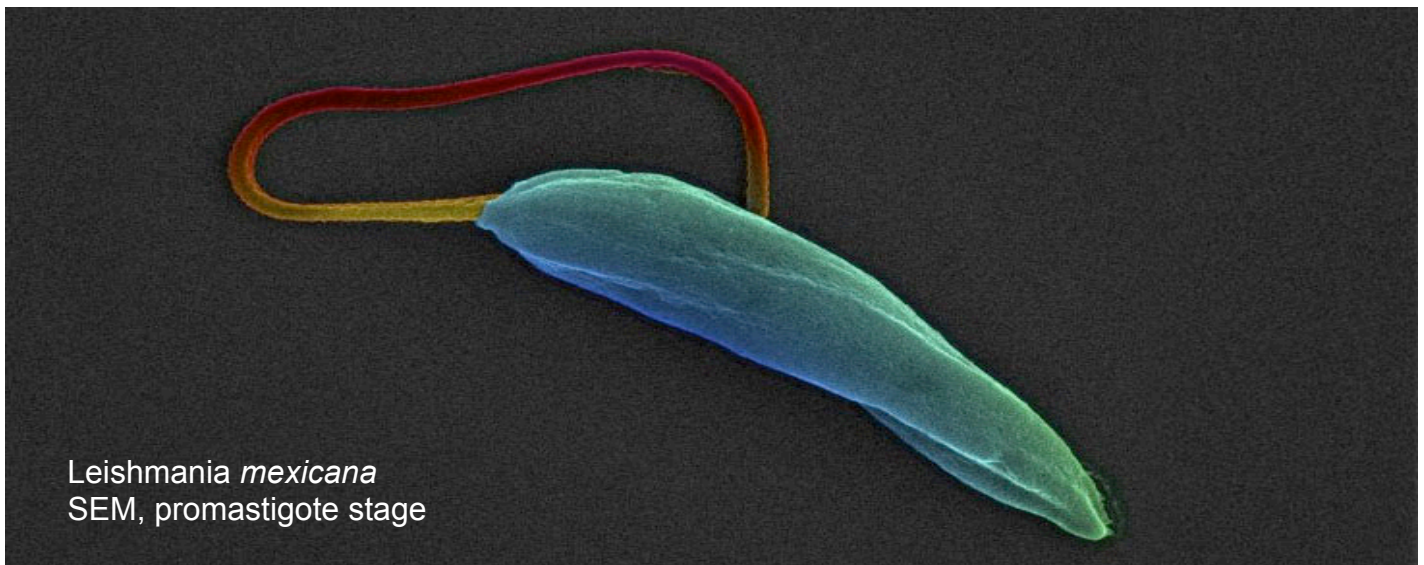




Phlebotomus perniciosus
Tropical sand fly

Seemingly, despite all of the medical advances of our present day, archeological investigations of the White City have been prohibited due to the presence of *Phlebotomus perniciosus* tropical sand flies (above) carrying infectious *Leishmania* protozoa (below). These intracellular parasites quickly infected researchers with cutaneous leishmaniasis, which can eventually progress into the mucosal form of the flesh-eating disease. Mucosal leishmaniasis is a more rapidly spreading variety of infection that, if untreated by proper medication, can destroy the tissues of the sinuses, mouth, nose and eyes, and can in turn lead to intestinal leishmaniasis.

One would assume from this news article that proper medication is simply not available, yet this is certainly not the case. The same situation encountered by American archeologists in Honduras has hindered archeological investigations by this author, and partner Suzanne Benoit, of a large ancient pyramid city complex in La Maná and La Envidia, Ecuador,⁶ where similar rainforest conditions exists and associated leishmaniasis-infecting sand flies are abundant.



Leishmania mexicana
SEM, promastigote stage

Contrary to the false assertions promulgated by the Honduras pyramids expedition leaders, effective medical treatments for all forms of leishmaniasis have been known for many decades. However, the availability of these most effective remedies has been blocked by governmental restrictions in all Central and South American countries. In fact, even in the United States, access to these leishmaniasis medications is not offered by doctors, as all sources of information regarding these medications and their active compounds has been restricted to both scientists and the general public alike. *Why?*

Years of focused research by this author have yielded a clear answer to this question: *the Leishmania protozoa has been weaponized by governmental restrictions on information and access to effective medication for the specific purpose of preventing archeological investigations of these jungle-shrouded pyramid complexes.*



The faces of many of the residents of these areas, both young and old, bear the scars of surgical removal of skin lesions to prevent the spread of cutaneous leishmaniasis, which had undoubtedly killed thousands of Spanish conquistadors during their decades-long genocidal eradications of the Inka peoples native to the Andean region, who protected themselves by applying a natural herbal remedy to cure such infections.

This sacred healing plant is endemic to the coastal rainforests west of the highlands of the Andes mountain range, yet has recently become an endangered species due to the destruction of wetland habitats in many areas where the estuary variety of this plant once grew.

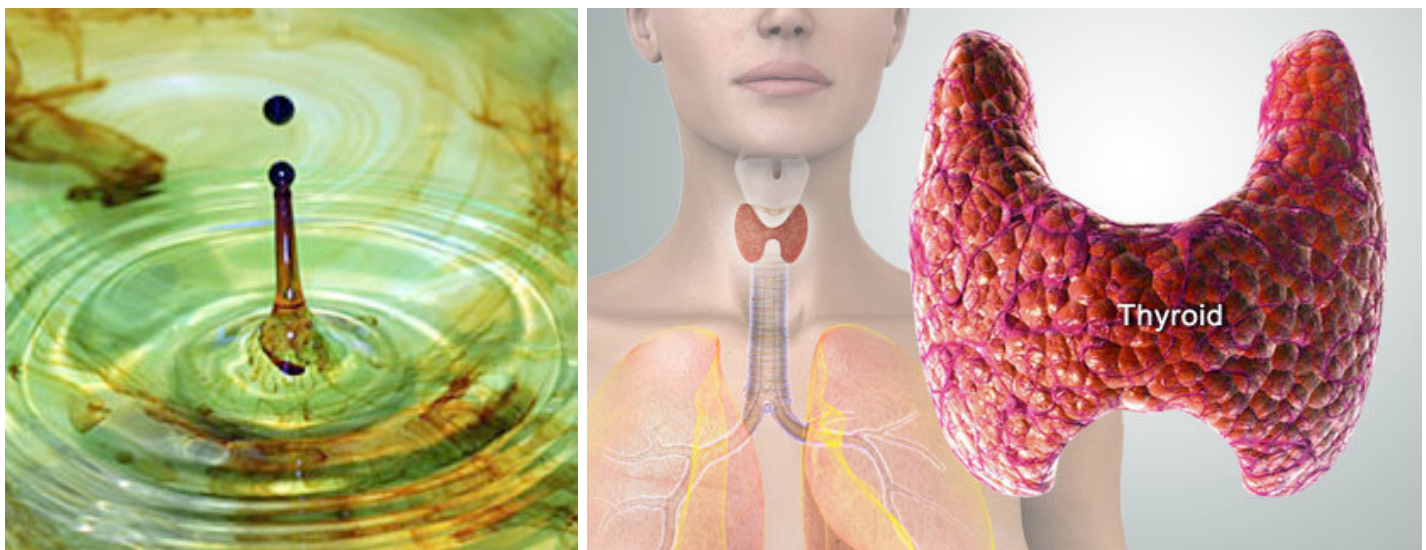
Likewise, the ancient indigenous cultures of eastern North America applied a different species of this sacred healing plant, commonly referred to today as boneset, feverwort, thoroughwort and Indian sage (above), among other names. For centuries before the widespread use of antibiotics, this remedy was traditionally used for treating fevers, colds, coughs, headaches and rheumatism (Howell, 2006). A tea was also used for consumption and as a laxative (Krochmal *et al.*, 1969).

Given the species designation *Eupatorium perfoliatum*, the leaves and flowers of this plant are now known to contain a variety of bioactive compounds, most notably sesquiterpene lactones such as guaianolides and the germacrolanolides (Herz, Kalyanaraman, & Ramakrishnan, 1977). Four recently discovered guaianolides (Maas *et al.*, 2011) showed antiprotozoal activity against the malaria vector *Plasmodium falciparum* and other protozoa (Maas *et al.*, 2011).⁷

However, a thorough review of available data on the medical uses of this natural remedy *does not include any information on its effectiveness against Leishmania protozoa, nor any information on what effective compounds may be related to such an application.* The only fact that implicates *Eupatorium perfoliatum* as an effective remedy for leishmaniasis infection is one of the plant's common names used during 1800s: "*vegetable antimony*".

Despite brief mention of this antiquated common name, pharmacological data given by sources for *Eupatorium perfoliatum* excludes any mention of antimony among known bioactive agents contributing to its many medical applications. *Now, why would that be the case?*

Medical clinics in all countries where leishmaniasis is prevalent offer only one medication for its treatment, called Glucantime or Meglumine antimoniate, which consists of a *glucose solution with suspended particles of pentavalent antimony.* Rather than offering the easily obtainable herbal extract of *Eupatorium perfoliatum* (containing antimony particles without any glucose, a sugar), this antimony-containing product has been rendered only partly effective –*as the added glucose feeds the infectious Leishmania protozoa, thereby greatly reducing its efficacy.* Once again... why?



Government weaponization of this flesh-eating disease is the answer. If this conclusion seems too extreme or erroneous, consider another effective medication for treatment of leishmaniasis and the identical circumstances surrounding its availability in these same countries where the *Leishmania* protozoa is prevalent: *aqueous iodine/iodide solutions.*

Iodine has a long history of medical use worldwide, having been well known throughout the last century for killing pathogenic microbes of all kinds, and typically used in topical skin applications, as well as for rapid sterilization of surgical instruments and water sources. Protection of the thyroid gland (above, right) from uptake of radioactive cesium particles has also been widely promoted as a primary use for iodine. One might assume that it has been well tested for treatment of leishmaniasis infections, yet this data is not available among any research papers in medical journals.

In a government-contrived scenario identical to that of sugar-loaded antimony medications (ie. Glucantime), all iodine/iodide solutions made widely available in Ecuador for farm and veterinarian use contain molasses, such as Yodotópico⁸ and Yodotónico⁹, which (*unlike all commonly sold junk food items*) *do not list the sugar content under the ingredients on the label, instead hiding it under the misleading terms 'c.s.p vehicle' or 'c.s.p excipient'.* One of only two pure aqueous iodine/iodide products available in Ecuador is Lugols Colorant¹⁰, which is even more deceptively labeled. It reads: "For laboratory microscopy use only. Toxic – Do not ingest. Contains resublimated iodine <0.5%" –*when it actually contains 2.5% aqueous iodine/iodide solution that cures leishmaniasis infection.*

Lugol's iodine is a pure aqueous iodine/iodide solution that can only be found at one store in Ecuador, located in the city of Cuenca. Cleverly named 'Nectar', this store enjoys a monopoly on Lugol's iodine and extorts their clients by selling it at 7% and 3% concentrations, in tiny bottles at a ~1000% markup (to ensure few clients can afford the high doses required to cure leishmaniasis). The only available information sources detailing the efficacy of iodine formulations for eliminating Leishmania protozoa are found in patents for medical treatments published decades ago. Granted in 1993, US Patent WO 1993004731 A1 discloses an 'Iodine-Iodide Treatment of Red Blood Cells':

Iodide is used to describe a compound which disassociates in aqueous solution to produce iodide ions. Potassium iodide and sodium iodide are considered to be the optimum iodides suitable for use in this invention. It has been discovered that the antimicrobial effect iodine in red blood cell containing preparations is greatly enhanced by pre-treating the red blood cells with iodide or treating the red blood cells with iodide and iodine contemporaneously...

Protozoa give rise to many diseases, some of great medical and economic importance. Examples of such protozoa are the genus Plasmodium, e.g. *P. falciparum*, *P. malariae*, *P. ovale* and *P. vivax*, which causes malaria, Trypanosoma, which causes Chagas' disease, and Leishmania, which cause a variety of leishmaniasis. The method of this invention is effective in eliminating these causative organisms in blood and blood products... The mechanism by which iodide enhances the antimicrobial activity of iodine not known.¹¹

US Patent WO 2000074691 A1, published in 2000, discloses the 'Treatment of Cutaneous Leishmaniasis and Other Dermatological Diseases... by Idoegenol Sanhory':

A method of substantially treating of cutaneous leishmaniasis and other dermatological diseases by idoegenol Sanhory compound (leishmanol). Dosage formulation being from about 15 to 17.5 gm Eugenic acid, 2.5 gm iodine, 2.5 gm potassium iodide, 50 ml ethanol and purified water (USP), required to treat and control cutaneous leishmaniasis [in] approximately 100% of patients... The antimonials, amphotericin and pentamidine, are complicated to use and are not suitable for extensive use in chronic cases of cutaneous leishmaniasis... [as they] are highly toxic and are recommended for use only in cases that fail to respond to pentavalent antimonials or are suffering from diffuse cutaneous leishmaniasis.¹²

Clearly, aqueous iodine/iodide solutions can effectively eliminate Leishmania protozoa, despite the paucity of published data concerning relevant clinical studies. The best source of information regarding the most effective form of iodine emerged in the 1920s through the readings of trance medium Edgar Cayce, whose holistic healthcare gained worldwide attention over 100 years ago. Cayce's specifications for the manufacture of an electrified iodine formulation containing iodine nanoparticles in distilled water were executed in 1928 by a medical associate Dr. Sunker A. Bisley, and marketed widely under the product name 'Atomidine' (Reading 757-1):

Atomidine is manufactured by Schieffelin & Co., New York. I do not know whether you will be able to obtain this locally or not, but it has been on the market for several years. This is iodine with the poison removed, yet giving the iodine the effect in the system, as indicated from the very name of the product itself. The company will be able to furnish you with a great many reports of what it has done in hospitals, as well as in local practice.¹³




Cayce also advised lowering Atomidine dosages when receiving natural bioelectrification through barefoot contact with beach sands, composed of piezoelectric quartz crystals which effectively transduce ambient electrical currents generated by the activity of ocean waves (Reading 308-8):

Q: *What causes the ends of my hair to split and prescribe treatment necessary to correct this condition?*

A: Lack of the proper activity of the thyroid gland. This is to be changed by not burning the hair, not taking too much of the oil out of the body, but by taking occasionally a little Atomidine; not too much, if the body is close to or upon the seashore regularly, but three days in succession during one week out of the month, take one drop in half a glass of water before the morning meal. Don't take it the rest of the time.¹⁴

After Cayce's stroke-induced death on January 3, 1945, under the guise of World War II economic controls, the Atomidine product was entirely suppressed by US government regulations. Likewise, many other advanced medical devices developed by Cayce's associates were banned, including Violet Ray (ultraviolet-A) and Infrared Ray healing instruments, as well as electrotherapy appliances such as the Radial Appliance and Wet Cell Battery, among so many others.



The suspicious death of Edgar Cayce –and that of his wife Gertrude from liver cancer less than three months later on April 1, 1945– directly followed the political assassinations of Nikola Tesla in 1943 and Georges Lakhovsky in 1942, which altogether implicate the controlling Nazi/CIA forces within the US government in a comprehensive medical conspiracy against all of humanity.

The resurgence of information concerning the medical application of ingested iodine/iodide particles in aqueous solutions¹⁵ only occurred many decades later through the research of Dr. Guy Abraham starting in 1998 and later replicated and published in a book by Dr. David Brownstein, entitled "*Iodine: Why You Need It, and Why You Can't Live Without It*" (2009).¹⁶

However, the research conducted by both Abraham and Brownstein has not gone as far as to state that iodine formulations are capable of eliminating all pathogens from the body. This comprehensive conclusion has only been offered through channeled communications by the psychic medium Laura Knight-Jadczyk, given in a group ouija board session conducted on November 21, 2015:

Q: (L) So, on that point, let me ask about this iodine therapy. I just read this iodine book by a David Brownstein: "Iodine: Why You Need It, Why You Can't Live Without It". This [author] talks about how iodine can kill fungi, bacteria, viruses, detox heavy metals from the body, even the ones that other detox methods don't get... He says that 96% of all people on the planet are iodine deficient. When people come to him, he generally starts them off at pretty high doses, like 50 to 100mg a day, and sometimes twice a day. This is supposed to not only replenish the body's iodine, but also to detox bromines, fluorines, metals, etc... So, some people have started slow and as soon as they have a few drops, they start having symptoms. What are these symptoms from? Is it detox or what?

A: Activation of microbes drawing on the enhanced energy.

Q: (L) We sort of wondered if that was the case. Several of us, as soon as we had been taking iodine a few days, old issues started coming up, like cold sores and such. Several of us started having pains and tiredness and activation of some kind of viral condition, stiff neck, and a bunch of other things. It was similar to the herx reactions we had with the anti-biotic protocol. On the other hand, it seemed more like the viruses got energized by the iodine... So, Instead of backing off like this other book says you should do, she just went full bore... Is that advisable?

A: Indeed. The battle is difficult to win if you keep supplying the "critters" with food and energy.

Q: (L) You're just taking enough to energize yourself, which then feeds them because you're not taking a microbicidal dose... So, let me ask you: Could iodine combat AIDS? A: Yes.

Q: (L) Ebola? A: Yes... As you have learned it is good to start the day with a glass of warm salted water. Then you can take more a couple of hours after your iodine.¹⁷

The exact mechanism by which iodine effectively kills all known pathogens has not been fully elucidated in any medical research journals, and is extrapolated here from concepts clearly related in the Cassiopaea information in relatively non-scientific terms.

Iodine/iodide formulations taken by ingestion, such as Lugol's iodine, are typically composed of potassium iodide/iodine particles suspended in distilled water at ratios of 75% iodide - 25% iodine or 65% iodide - 35% iodine. Upon binding to cell surfaces, potassium iodide and iodine particles become ionized by bioelectrical currents, undergoing gradual dissociation and effectively transporting nano-iodine (iodine ions) through cell membrane barriers via aquaporins.

Potassium iodide is employed in Lugol's iodine formulations for facilitating the solubility of iodine particles in distilled water (pure particulate iodine will not maintain suspension on its own), as well as reducing the deleterious effects of over-alkalization of cells when binding to cell walls that occurs at high concentration.


The necessity of potassium iodide for generating nano-iodine is negated when iodine nanoparticle solutions are ingested, as iodine nanoparticles easily penetrate cell membrane barriers and also maintain suspension in aqueous colloidal solutions when kept in proper storage conditions (protected from sun in tinted glass).

Due to their ultrafine size-range of <10nm, iodine nanoparticles bypass cell membranes through aquaporins that block the transport of all larger particles into cells, thereby significantly limiting the efficacy of conventional iodine formulations used topically for disinfecting skin surfaces, surgical equipment, water sources, etc...

Electrical stimulation of this process through application of a low-level alternating current, whether by natural barefoot contact with beach sands, river stones, waterfalls or by using bioelectrification devices, induces electroporation of cell aquaporins for intracellular transport of nano-iodine.

Medical restrictions on the manufacture and sale of nano-iodine have not been overcome since Cayce's time, and are still not available at present. Despite significant governmental restrictions and limited information such as that offered by Dr. Brownstein, more comprehensive data obtained through the Cassiopaea transmissions informs us that *all diseases can be successfully treated by aqueous solutions of both nano-iodine and particulate iodine/iodide formulations.*

Fortunately, recent laboratory findings have also demonstrated the efficacy of chromotherapy against Leishmaniasis. Easily manageable photonic methods for healing of Leishmaniasis infections were first reported by Azeemi *et al.* in 2011. Despite the inexpensive and easy application of these new healing modalities, such findings have been largely ignored by media and subsequent scientific journal publications on the same subject.



Quoted here at length, these outstanding results were reported as 'Effects of Different Colours in the Visible Region on *Leishmania tropica*' (Azeemi *et al.*, 2011):

Abstract

The aim of this study was to investigate the wavelength-dependency of chromotherapy effects on cutaneous Leishmaniasis parasite growth. Chromotherapy uses visible range radiations to improve healing; however, its effects on parasite are not well understood. *Leishmania tropica* was irradiated using seven (7) different wavelengths of visible region. Optical density was observed, which showed that red colour (644 nm) wavelength inhibited the growth of parasite while other colour wavelengths also affected the growth of parasite. It is, therefore, suggested that as red colour inhibits the growth of parasite so patients suffering from *L. tropica* can be treated with the application of red colour.

Results

After initial incubation [of *Leishmania tropica*] for production, out of six samples two were found positive and other four were contaminated with bacteria and fungus. Yellow (590 nm) and purple light (464 nm) increased the size of the parasite (Figures 1 and 2). Red (644 nm), blue (483.5 nm) and violet (400 nm) decreased growth considerably; the size as well as the number of counts of the parasite, with red the most effective (Figures 3-5). Orange colour (610 nm) increased growth incredibly while in green colour (538 nm) the promastigotes appeared to change their size and shape and somewhat converted into rounded form (Figures 5 and 6). In the sample irradiated with red colour wavelength, the parasites were observed as lethargic... as well as least number of counts was observed...




Figure 1. Yellow—parasites irradiated with 590 nm wavelength monochromatic light.

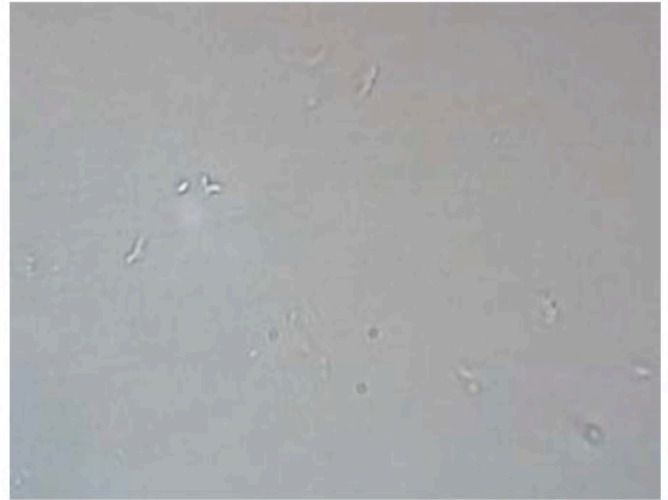


Figure 2. Purple—parasites irradiated with 464 nm wavelength monochromatic light.



Figure 3. Red—parasites irradiated with 644 nm wavelength monochromatic light.

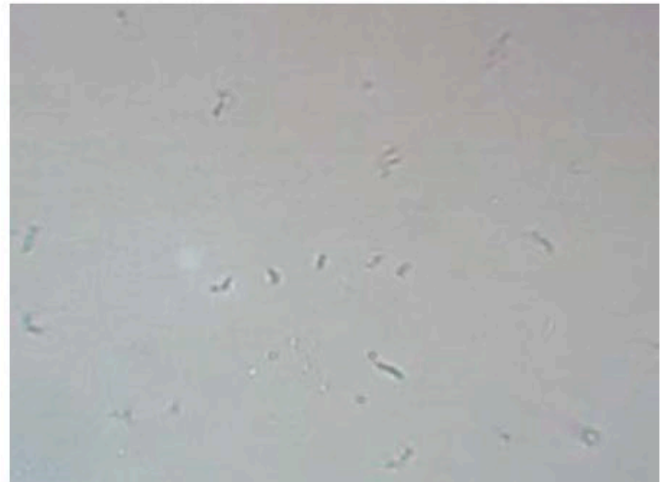


Figure 4. Blue—parasites irradiated with 453.5 nm wavelength monochromatic light.



Figure 5. Violet—parasites irradiated with 400 nm wavelength monochromatic light.

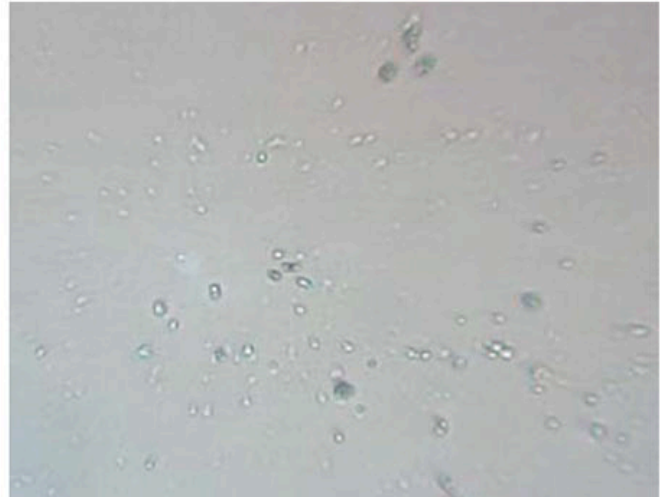


Figure 6. Orange—parasites irradiated with 610 nm wavelength monochromatic light.

Discussion

It was discovered that Monochromatic Single-Wavelength Light Beams had an excellent therapeutic effect on afflicted cell tissue. This occurs through a process called "Photo-Stimulation." The low intensity (non-coagulative) visible laser radiation has been successfully used in some areas of medicine (photodynamic therapy of tumors, therapy of infant hyperbilirubinemia, some dermatological diseases, etc.) [Pratesi *et al.*, 1980].

Also the therapy with red (632.8 nm) laser light (stimulation of tissue regeneration) used for irradiation of the patients with trophic and indolent wounds has gained acceptance in the clinical practice [Karu *et al.*, 1984]. The biomodulatory effect can have a positive effect on the repair of cutaneous wounds [Mendez *et al.*, 2004]. Various studies have been carried out that show the effect of monochromatic light on cells, but the research lacks empirical data regarding effects on parasites...

Figures 1-8 are self explanatory to reflect the image of optical density of Leishmaniasis. *L. tropica* when exposed to red light (644 nm), the decay in this case followed the Gaussian tail and finally to a ramp function. This is an indication that the cutaneous Leishmaniasis, after decay, just disappears because the parasites die...

Although Low Level Laser Therapy (LLLT) has been used previously in most studies, coherence is not important when photo-biological effects are expected because both coherent and non-coherent light have been shown to be effective [Karu *et al.*, 1987].

In our study it is observed that red light showed a great change to inhibit the growth of *Leishmania tropica* organisms. From this study it is evident that cutaneous Leishmaniasis can be eliminated with higher wavelength, i.e., at 644 nm and with least energy (filtered light beams).

Conclusion

[In vitro testing demonstrates that red light] (644 nm) inhibits the growth and becomes responsible for the decay of leishmania parasite while orange color (610 nm) increases the growth of parasite. Undoubtedly this makes the procedure of chromotherapy for treatment of leishmaniasis cost effective and easy approachable. The response of *Leishmania* parasite to each color is unique and this confirms Chromotherapy (with 644 nm wavelength), to be very easily manageable by the patient with no problems during treatment.¹⁸

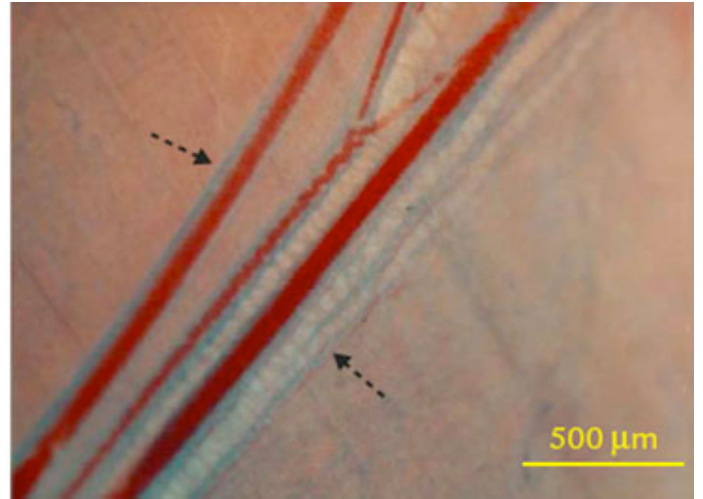
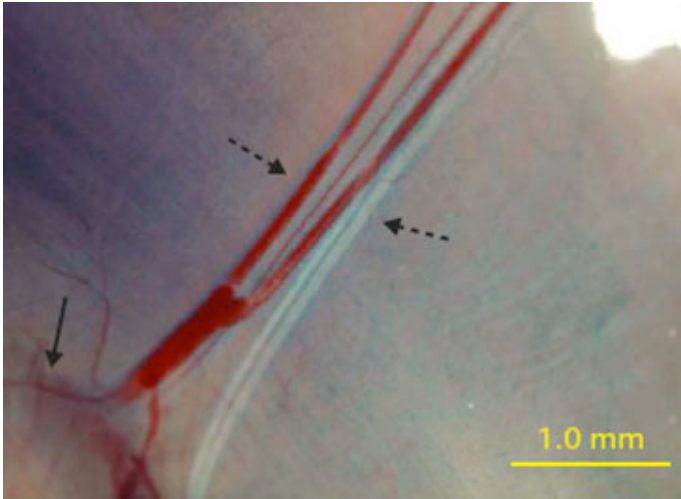
While these breakthrough findings conform to a rapidly expanding class of non-invasive biophotonic treatments that are cheaper, simpler and far more effective than conventional chemical-based medications, the exact physiological mechanisms behind their greater efficacy have not been clearly identified.

The authors of this straight-forward chromotherapy study characterized their findings as effects of 'photo-stimulation' that engages cellular regeneration processes in the body for enhanced wound healing. In the years following this study, investigations of the qi meridian system of the human body have successfully identified the production of stem cells in the qi meridians that dramatically enhances cellular regeneration.

First conducted by Korean biophysicist Bonghan Kim and reported in 1965, Kim's findings have since been confirmed and expanded upon by dozens of other research teams. The structure of the qi meridian system is composed of Bonghan ducts (transparent channels), Bonghan corpuscles (duct junctures) with Bonghan granules, also called microcells or sanals, containing DNA fragments that trap ambient light as they flow through the channels.

The flow speed of DNA-containing granules within qi meridians on the surfaces of mammalian organs has been reported (Sung *et al.*, 2008), while exposure to ultraviolet A (360 nm) light was shown to increase the flow rate of granules within the meridians in a report titled: 'UV-A Induced Activation of Bonghan Granules in Motion' (Sung *et al.*, 2005). A subsequent paper identified the 'Bonghan System as Mesenchymal Stem Cell Niches and Pathways of Macrophages in Adipose Tissues' comprising the mechanism behind *adipogenesis*: the cellular differentiation process generating adipocytes (Lee *et al.*, 2009).

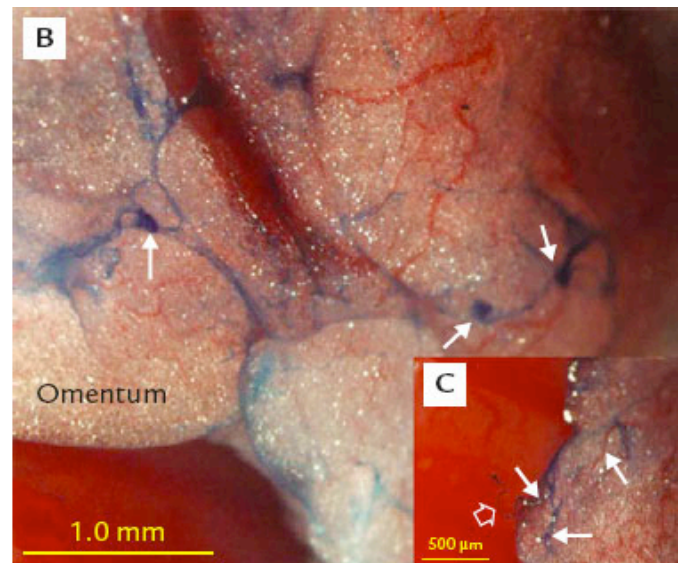
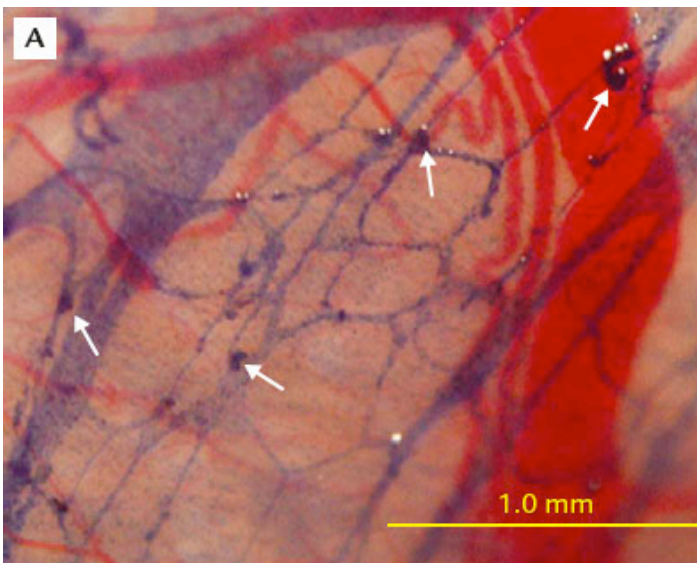
A concise summary of diverse findings related to the light-enhanced regenerative effects of stem cell production by the qi meridian system was presented in a contemporary paper entitled 'Bonghan Circulatory System as an Extension of Acupuncture Meridians' (Soh, 2009):



Trypan blue technique revealed Bonghan ducts (dotted arrows) along bundle of blood vessels and nerves; right panel, magnified view clearly showing duct along blood vessel; bundle of blood vessels and nerves connect tumor tissue (arrow) at lower left corner to outside skin (Yoo *et al.*, 2009).

The Bonghan system is a newly-discovered circulatory system, which corresponds to classical acupuncture meridians and was discovered in the early 1960s by Bonghan Kim. Despite its potential importance in biology and medicine, it has been ignored or forgotten for a long time. Only recently have most of its significant parts, such as the Bonghan system inside blood or lymph vessels, on the surfaces of internal organs, and in brain ventricles, been confirmed...

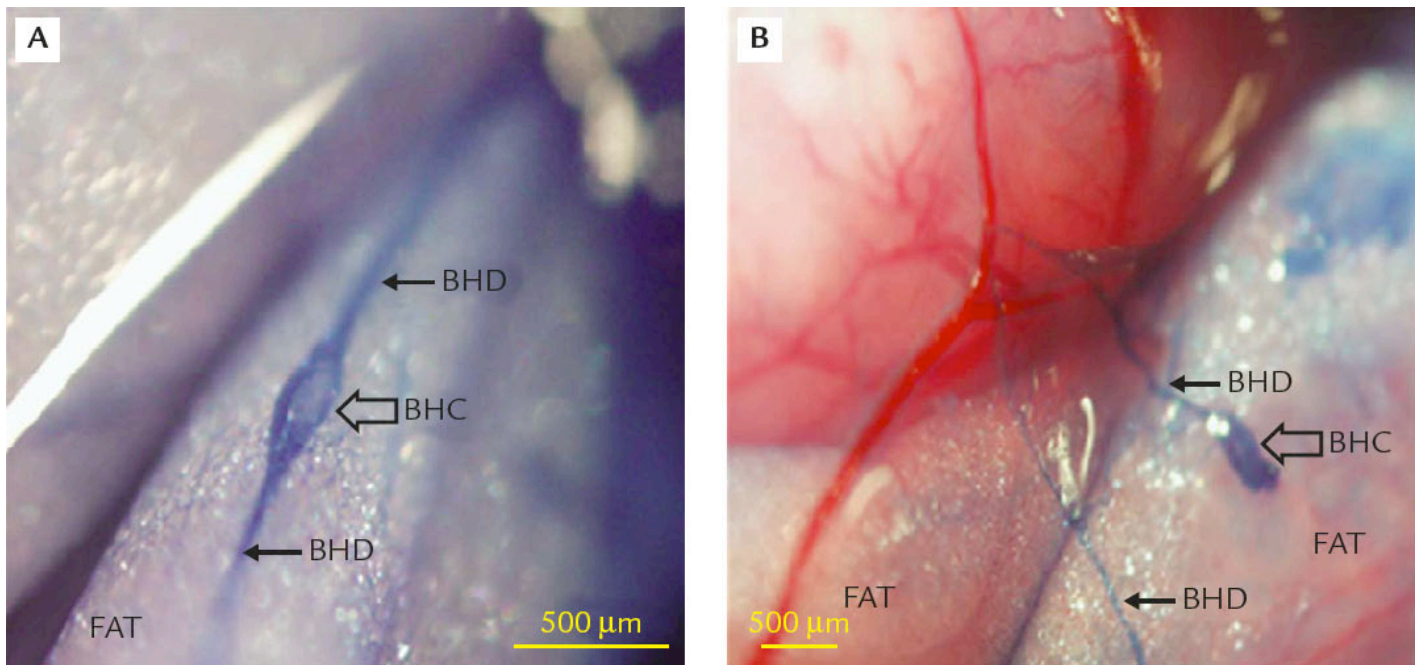
A direct test to demonstrate liquid flow, performed by injecting fluorescent nanoparticles into an organ-surface Bonghan corpuscle, revealed a oneway flow, as expected for a circulation system (Lee *et al.*, 2005). The average flow speed, recently measured by injecting Alcian blue into a Bonghan corpuscle on the surface of a rabbit liver (Sung *et al.*, 2008), was 0.3 ± 0.1 mm/s, in agreement with Bonghan Kim's data (Kim, 1965). Liquid flow through a Bonghan duct from the skin toward the internal organs was observed by injecting chrome-hematoxylin and fluorescent nanoparticles in the skin near a rat testis...



Weblike network of Bonghan ducts revealed by using trypan blue. (A) Web of Bonghan ducts on visceral peritoneum around stomach near rat spleen; several small Bonghan corpuscles at crossing points (arrows); blood capillaries not stained. (B) Network of Bonghan ducts on omentum below stomach and over small intestine; three small corpuscles at crossing points of Bonghan ducts (arrows). (C) Inset: another part of same omentum as (A); floating Bonghan duct (open arrow) connected to Bonghan ducts (arrows) in omentum, showing Bonghan ducts on omentum as part of larger network of freely movable Bonghan ducts on internal organ surfaces (Lee *et al.*, 2007).

Improved immune function and beneficial effects on inflammation are often described after acupuncture treatment (Son *et al.*, 2002) and an abundance of mast cells is reported at acupuncture points (Hwang, 1992). We observed that the organ-surface Bonghan corpuscle and Bonghan duct contained a significant number of monocytes, eosinophils, mast cells, and macrophages (Lee *et al.*, 2007; Yoo *et al.*, 2007; Ogay *et al.*, 2009). The abundance of such immune cells in the Bonghan duct supported evidence for the related therapeutic effects of acupuncture treatment and for Bonghan Kim's claim that the organ-surface Bonghan duct is an extension of the classical acupuncture meridian system.

Blood cells are known to be generated in the bone marrow but Bonghan Kim claimed that the intravascular Bonghan duct is another hematopoietic organ (Kim, 1965). Indeed, we observed here that the Bonghan duct became thicker and thus easier to detect when anemia was induced by the injection of phenylhydrazine. Many red blood cells in early stages of maturation were observed in organ-surface Bonghan corpuscles when anemia was induced.



Trypan blue staining of Bonghan duct and Bonghan corpuscle inside adipose tissues. (A) Bonghan corpuscle and connected Bonghan duct inside adipose tissue around rat small intestine. (B) Bonghan corpuscle and two Bonghan ducts near same rat small intestine; blood vessels and adipose tissues not stained (Lee *et al.*, 2009).

Regeneration of damaged liver cells was reported in Bonghan Kim's fourth article (Kim, 1965). Considering this claim, we hypothesized that there might be adult stem cells in Bonghan corpuscles and to verify this hypothesis, we stained sliced Bonghan corpuscles and Bonghan ducts with stem cell marker antibodies. We observed that mesenchymal stem cell markers were strongly expressed in a manner similar to bone marrow...

[Specific] protein profiles suggested that Bonghan Ducts located on organ surfaces have roles as temporary depots and points of differentiation of stem cells for tissue regeneration. Damaged liver tissues are regenerated by the gathering of sanals that had migrated through the Bonghan ducts (Kim, 1965). This process has not been specifically investigated here, but some basic studies have been performed on Bonghan microcells, revealing that their motion appeared to be Brownian, but that they also showed some peculiar light interactions. Their average speed was not affected by visible light, but was significantly increased by UV-A (360 nm) (Sung *et al.*, 2005). The presence of DNA inside a sanal was identified using various types of DNA-specific staining,... and the state of the DNA shown to be fragmented... (Ogay *et al.*, 2006).¹⁹

These remarkable findings concerning the structural features and flow dynamics of the qi meridian system reveal the complete mechanism by which tissue regeneration is stimulated by exposure to red light (644 nm), and more significantly enhanced by exposure to ultraviolet A light (360 nm), whereby mesenchymal stem cells are produced, distributed and assembled at wound sites requiring regeneration.

This extremely well supported conclusion informs a paradigm-shifting reinterpretation of chromotherapy as an effective method for achieving stem cell regeneration treatments that cost thousands of times less than present-day stem cell injection methods, by directly stimulating the qi meridian system itself.

Irradiation of specific acupressure nodes along the qi meridians by traditional Chinese medicine moxa (infrared) treatment has been extensively studied through biophotonic imaging processes, revealing electro-stimulation of nodal points significantly enhances known acupressure and acupuncture modalities.



Through the use of ancient Atlantean healing techniques, still practiced in secret in various parts of the world to this day, Qigong and Mo Pai practitioners such as John Chang of Java, Indonesia *are able to apply electrical currents to acupressure needles by consciously focusing qi energy stores in their own bodies, for emission through their bare hands. Chang can even ignite paper with his palms (above).*²⁰

Synthesis of ancient healing modalities with modern medical breakthroughs offers not only the alleviation of disease factors in the body, but furthermore significantly enhances the human lifespan by cellular regeneration through the process of autophagy, whereby damaged organelles within cells are repaired and the aging process is reversed. Through these ancient means, newly rediscovered, the mystical pursuit of enhanced longevity finds its fulfillment.

References

- ¹ Putney A (2014) 'Fibonacci Alignments of the Azores Pyramid & Submerged City of Poseida' *Human Resonance*, online · <http://www.human-resonance.org/submerged.html>
- ² Putney A (2015) 'The Paleo-Sanskrit Texts of Yonaguni Monument' *Human Resonance*, online · <http://www.human-resonance.org/yonaguni.html>
- ³ Fisher CT, Fernández-Díaz JC, Cohen AS, Neil Cruz O, González AM, Leisz SJ, Pezzutti F, Shrestha R, Carter W (2016) 'Identifying Ancient Settlement Patterns Through LiDAR in the Mosquitia Region of Honduras' *PLoS ONE* 11(8), online · <http://journals.plos.org/plosone/article?id=10.1371/journal.pone.0159890>
- ⁴ Putney A (2013) 'The Glowing Red Eyes of Sasquatch are Bioelectrically Induced' *Human Resonance*, online · http://www.human-resonance.org/sasquatch_eye_glow.html
- ⁵ Liptak A (2017) 'Finding a Lost City, and also a Flesh-Eating Illness, with Douglas Preston' *The Verge*, online · <https://www.theverge.com/2017/2/4/14502606/the-lost-city-of-the-monkey-god-interview-honduras-civilization>
- ⁶ Putney A, Benoit S (2016) 'Magnetic Center' *Human Resonance*, online · http://www.human-resonance.org/Magnetic_Center.pdf
- ⁷ -- (2011) 'Eupatorium perfoliatum L. - Boneset' *Appalachian Center for Ethnobotanical Studies*, online · <https://www.frostburg.edu/fsu/assets/File/ACES/eupatorium%20perfoliatum-final%283%29.pdf>
- ⁸ -- (2017) 'Yodotopic: Yodo - Yoduro de Potasio' *Farbiovet Pharma*, online · <https://www.farbiovet.com/index.php/veterinario/ovinos/yodotopic-detail>
- ⁹ -- (2017) 'Yodotonico' *Lavetec*, online · <http://lavetec.com.ec/product/otros/page/3/>
- ¹⁰ -- (2017) 'Solución de Lugol - Sumilab' *Sumilab*, online · <http://sumilabecuador.com/home/190-solucion-de-lugol.html>
- ¹¹ Shambrom E (1993) 'Patent WO1993004731A1 - Iodine-Iodide Treatment of Red Blood Cells' *Google Patents*, online · <http://www.google.com/patents/WO1993004731A1?cl=en>
- ¹² Sanhory AB (2000) 'Patent WO2000074691A1 - Treatment of Cutaneous Leishmaniasis and Other Dermatological Diseases Mainly Wounds (Diabetic Ulcers) by Idogenos Sanhory' *Google Patents*, online · <http://www.google.com/patents/WO2000074691A1?cl=en>
- ¹³ Cayce E (1971) 'Excerpts From the Edgar Cayce Readings On Atomic Iodine' *Iodine Source*, online · <http://www.iodinesource.com/Excerpts.php>
- ¹⁴ Ibid
- ¹⁵ Segura G (2015) 'Iodine - Suppressed Knowledge that Can Change Your Life' *Signs of the Times*, online · <https://www.sott.net/article/307684-Iodine-Suppressed-knowledge-that-can-change-your-life>
- ¹⁶ Brownstein D (2009) 'Iodine: Why You Need It, Why You Can't Live Without It, 5th Edition' Dr. Brownstein's Holistic Medicine, online · <http://www.drbrownstein.com/Iodine-Why-You-Need-It-p/iodine.htm>
- ¹⁷ Knight-Jadczyk L (2015) 'Session 21 November 2015' *Cassiopaea Forum*, online · <https://cassiopaea.org/forum/index.php?topic=40125.0>
- ¹⁸ Azeemi S, Raza SM, Yasinzai M, Samad A, Khattak MI (2011) 'Effects of different colours in the visible region on *Leishmania tropica*' *Adv. Biosci. & Biotech.* 2, pp. 380-384, online · http://file.scirp.org/pdf/ABB20110500008_50154451.pdf
- ¹⁹ Soh KS (2009) 'Bonghan Circulatory System as an Extension of Acupuncture Meridians' *J Acupunct Meridian Stud* 2(2), pp. 93–106
- ²⁰ Putney A (2013) 'Qi Master Generates HHO Plasma Flashes Around His Body' *Human Resonance*, online · http://www.human-resonance.org/qi_flashes.html



7

Extraterrestrial Elements

Extraterrestrial Elements

Increasing numbers of atmospheric explosions are closely related to the periapsis of our Sol with its binary twin, an unseen brown dwarf companion star. On its regular 36,666.66-year cyclical passage around the sun, the brown dwarf disturbs the Oort Cloud, leaving a meteoric debris field in its wake. This accounts for the rapidly growing number of meteors being reported throughout the world.

Multiple meteorite explosion events in rapid succession occurred in the Ural mountains of Russia, above the city of Chelyabinsk on February 15, 2013, generating a massive primary shockwave followed by several subsequent shockwaves of lesser magnitude that blew out glass windows and damaged buildings for several miles around the bolide explosion. No deaths were reported, yet the multiple concussive events injured over 1,400 people in total. Sizable fragments of the meteor were recovered from Lake Chebarkul after the subsequent discovery of a 20' (6m) wide hole in the frozen ice.¹



Video footage of the event reveals the controlled destruction of the meteor by green plasma beams emitted from a disc-shaped plasma craft that appears only briefly.² This event, along with many other such well-documented UFO incidents involving destruction of meteor threats, reveal an extraterrestrial defense network of underground installations in the Siberian region that actively protect the Earth from major impact threats, as concluded by Russian government investigation of the 1908 Tunguska event.³

More recently, in the evening hours of September 26, 2016 a major meteor impact event took place in the Coral Sea off the Queensland coast of Australia, near Boyne Island.⁴ The meteor impact shockwave was felt by coastal residents as a jolting tremor, while an actual magnitude 3.8 earthquake did strike the area just hours after the meteor event. While there is no direct evidence for an impact at sea, local firefighters were actively searching the coastline for airplane debris after reports from many eyewitnesses suggested the possibility of a plane crash at sea.

The Coral Sea, Australia and Chelyabinsk, Russia meteor explosions represent strong indicators of the dramatically increasing rate of meteor entry into Earth's atmosphere resulting from the swarm of Kuiper Belt objects and Oort comets dislodged from their distant orbits by the current pass of the brown dwarf twin of our sun. These binary system dynamics dictate dormant periods of global glaciation and active periods of global warming that significantly impact the development of all life on Earth.



Typical elemental composition of chondritic meteorites includes siderophilic and chalcophilic metals such as iron, copper, zinc, aluminum, magnesium, arsenic, tin, indium and antimony.⁵ Recurring cycles of slight warming and refreezing according to perpetually shifting ambient space weather conditions during the millennial journeys of meteoritic debris gradually influences the resonant transmutation of aluminum atoms into an unusual isotope of magnesium. How does this nuclear conversion occur?

Low energy conversion of aluminum into magnesium takes place in aluminum rich meteorite samples. Resonant nuclear fission of aluminum into magnesium was first noted as *an excess of rare magnesium isotope (Mg²⁶) in the Allende meteorite* (above), and has been mistakenly attributed as a residue of nucleosynthesis events from the formative phase of our Solar System (Gray & Compston, 1974):

Variations in the isotopic abundance of magnesium (78.6% ²⁴Mg, 10.1% ²⁵Mg, 11.3% ²⁶Mg) have been sought in meteorites because of the possible addition of radiogenic ²⁶Mg by the decay of ²⁶Al. This short-lived nuclide... is formed by proton bombardment... during the early history of the Solar System.⁶

Phonon resonance determinations reveal frequency matching of stable aluminum isotope (Al²⁷) at -215.4°C with meta-stable aluminum isotope (Al^{26m}) at rest (20°C). Meta-stable Al^{26m} atoms present a half-life of ~717,000 years, releasing electrons during β⁺ decay into stable magnesium (Mg²⁶) atoms:



Resonant atomic conversion of aluminum into magnesium is enabled at low energies within the temperature conditions of space that fluctuate near -220°C by phonon resonance with an unstable 'extraterrestrial' isomer of aluminum that is nominally absent in all natural Earthly materials.



By contrast with many previously identified resonant atomic conversions that take place near ambient temperatures in Earth's atmosphere, lithosphere and oceans, low-energy transmutations are even perpetuated in deep space far below the freezing point of water. The resonant frequency of meta-stable aluminum isomer (Al^{26m}) in its rest state is 39,699,570 Hz, according to the element's atomic diameter at 20°C. Stable aluminum (Al^{27}) atoms achieve a matching phonon frequency when cooled to -215.4°C:

$$\text{Al}^{27} \text{ Phonon Resonance (Hz/Cm)} = \sqrt[3]{\frac{2.70 \times (6.0221 \times 10^{23})}{26.98154}} = 39,205,620 \text{ Hz}$$

$$\text{Al}^{26} \text{ Phonon Resonance (Hz/Cm)} = \sqrt[3]{\frac{2.70 \times (6.0221 \times 10^{23})}{25.98689}} = 39,699,570 \text{ Hz}$$

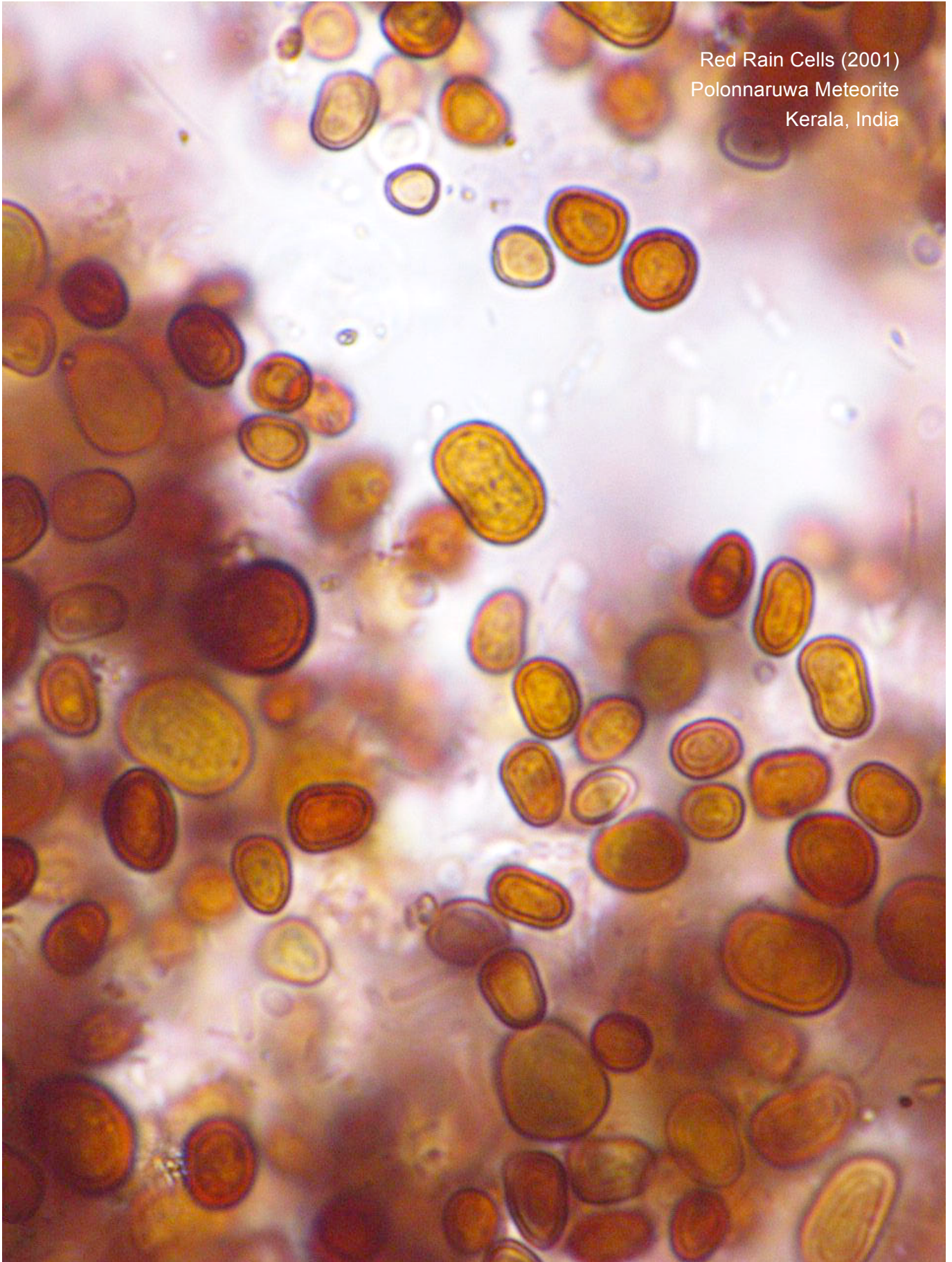
$$\text{Resonant Temperature (}^\circ\text{C)} = \frac{\text{Ln}\left(\frac{f(39,205,620)}{f(39,699,570)}\right)}{0.0000231} + 20 = -215.4^\circ\text{C}$$

Starting Element: **Aluminum (${}_{13}\text{Al}^{27}$)**
 Natural Abundance: **100%**
 Atomic Mass: **26.98154**
 Density (grams/cm³): **2.70**
 Exp. Coefficient: **0.0000231**

Target Element: **Aluminum (${}_{13}\text{Al}^{26m}$)**
 Natural Abundance: **0%**
 Atomic Mass: **25.98689**
 Density (grams/cm³): **2.70**
 Exp. Coefficient: **0.0000231**

Identification of this very subtle natural atomic conversion process taking place within interstellar chondritic debris allows the possibility of estimating the relative ages for various meteoritic materials by measuring and comparing the relative quantities of this rare magnesium isotope (Mg^{26}).

Red Rain Cells (2001)
Polonnaruwa Meteorite
Kerala, India



Surprising resonant atomic transmutations occurring at deep freeze temperatures in the vacuous depths of space have not been previously recognized by the scientific community, yet coherently account for isotopic shifts in elemental abundance that have baffled scientists for many decades.

Related meteorological findings concerning the Polonnaruwa, Sri Lanka chondritic meteorite and the associated red rain phenomena of 2001, in Kerala, India (below), were followed by similar events in 2012 and 2014. *Microscopic analyses of the red rain, conducted by Dr. S. Kumar, led to the dramatic discovery of red rain cells that likely represent an unknown extraterrestrial species. Furthermore, microscopy of fragments from the Polonnaruwa meteorite by Dr. G. Louis revealed fossilized diatoms.*



The primary task of sequencing the potentially extraterrestrial DNA of the red rain cells was initially thwarted by the unusual character of the protective membrane containing blood-red pigmentation. Finally managing to stain the nuclear structures of red rain cells in 2013, researchers employed DMSO for penetration of the red-colored protective outer membrane to positively identify the presence of nuclear DNA, as detailed in 'DNA Unmasked in the Red Cells of Kerala' (Gangappa & Hogg, 2013):


We have investigated the fluorescence properties of red rain cells, and the solubility of the red pigment in a variety of solvents. Extraction of the pigment with DMSO allowed successful demonstration of DNA using DAPI staining. Cellular impermeability to staining reagents due to the red pigment is the likely explanation for the failure of previous efforts to demonstrate DNA in red rain cells.⁷

Extraction of the protective red pigment with DMSO enabled another (yet to be published) study, which reports on the 'Temperature Stability of the Red Pigment of Red Rain Cells' (Kumar & Louis, 2016):

Recent evidences of the features of the red cells which caused the coloration to the red rain of Kerala are very interesting. UV-Vis-NIR absorption studies were conducted in the pigment, of the red cells, extracted using DMSO. Absorption spectra of extracted pigment showed 4 peaks in the visible region and several unexplainable fine structures in the NIR region. The temperature stability of the extracted red pigment was also studied by recording the absorption in the visible region after incubating the pigment at different temperatures which shows that it was very stable up to 190°C. The present results were compared with the temperature stability of known natural pigment, carotenoid.⁸

Dormant red cells reactivate under elevated temperature conditions experienced during atmospheric re-entry, as revealed in 'Growth and Replication of Red Rain Cells at 121°C and Their Red Fluorescence':

We have shown that the red cells found in the Red Rain (which fell on Kerala, India, in 2001) survive and grow after incubation for periods of up to two hours at 121°C. Under these conditions daughter cells appear within the original mother cells and the number of cells in the samples increases with length of exposure to 121°C. No such increase in cells occurs at room temperature, suggesting that the increase in daughter cells is brought about by exposure of the Red Rain cells to high temperatures. This is an independent confirmation of results reported earlier by two of the present authors, claiming that the cells can replicate under high pressure at temperatures up to 300°C. The fluorescence behaviour of the red cells is shown to be in remarkable correspondence with the extended red emission observed in the Red Rectangle planetary nebula and other galactic and extragalactic dust clouds, suggesting, though not proving, an extraterrestrial origin.⁹



Red Rectangle Nebula

Further implications of these groundbreaking discoveries concerning the role of Red Rain cells in the cosmos emerged in a study (unpublished) of the 'Unusual Autofluorescence of the Red Rain Cells and the Possible Reason for the Extended Red Emission in the Interstellar Medium' (Kumar & Louis, 2016).

A more detailed analysis of interstellar absorption bands is presented in a subsequent paper (yet to be published), 'On the Possible Role of Red Rain Cells of Kerala as Carriers of the Diffuse Interstellar Bands and the UV Extinction Bump' (Kumar, Wickramasinghe & Louis, 2016):

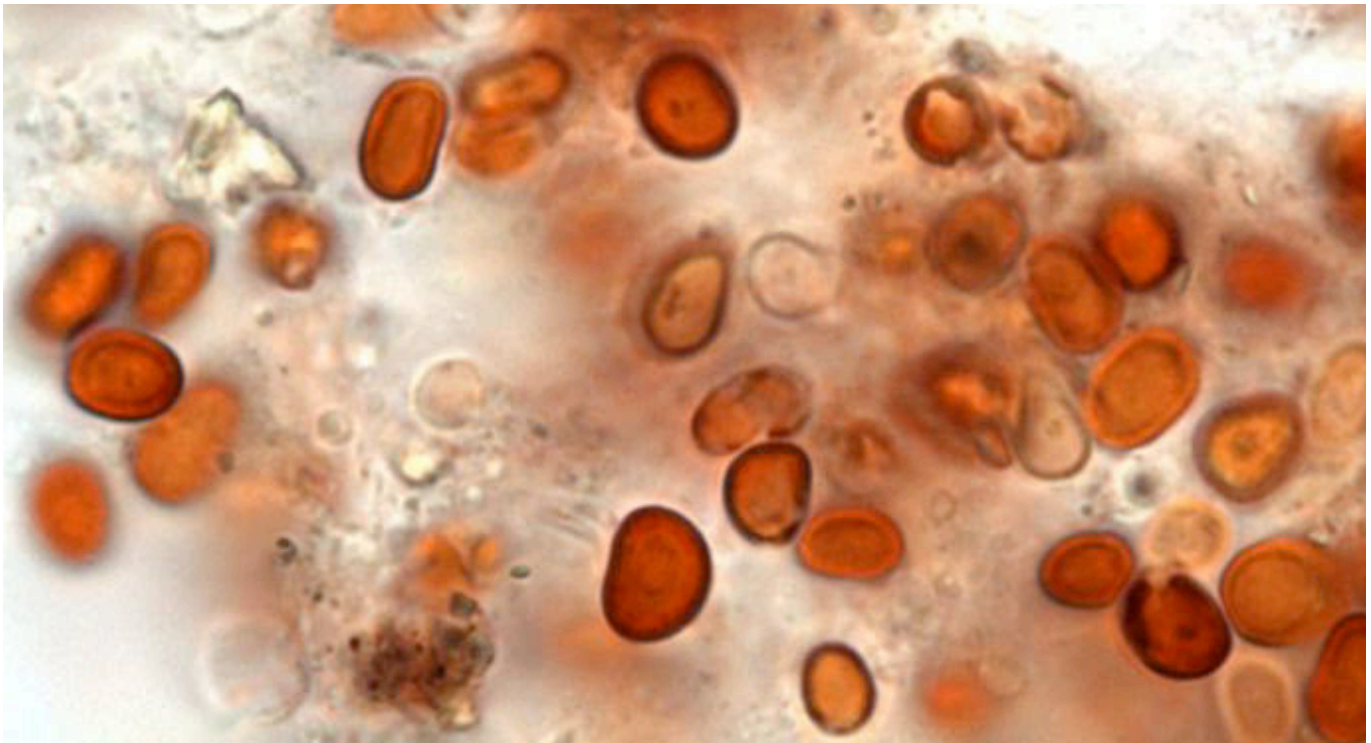
The identification of the carriers responsible for the diffuse interstellar absorption bands (DIBs) from 450 to 1000 Å has remained elusive for more than seven decades. The origin of the 217.5 nm absorption feature appearing in the interstellar extinction curve is also an unresolved problem in astrophysics... The absorption studies of the red rain cells of Kerala, in the UV region have consistently showed very broad absorption features at 216.5 nm... The results of the absorption spectra of red cells can be correlated with the DIBs and the UV extinction bump of the interstellar medium, thus showing that the red cell may be a possible candidate for the carriers of these diffuse interstellar bands (DIBs) and the extinction bump at 217.5nm.

With the Polonnaruwa meteorite findings, researchers have firmly established that red rain cells constitute an extant extraterrestrial lifeform that employs a presently-unknown shielding mechanism for protecting DNA in space –and can withstand prolonged dormant phases during the well below-freezing temperature extremes, intense cosmic radiation and high vacuum conditions of deep space.

After eons of transit through the emptiness of space, the red rain cells will only become metabolically reactivated at the high temperatures generated by intense friction with gases upon re-entry. In the protective outer layer of the red cells, researchers discovered a *uranium pigment* (Miyake *et al.*, 2013):

Light microscope examination of the Sri Lankan red rain indicates that the defining red rain cells exist in the presence of other microorganisms including diatoms... TEM study of the red rain cells... shows them to have outer cell walls unusually rich in uranium, and a nuclear region with a strong deficit or absence of phosphorus.¹⁰

Stable indium isotope (In^{113}) is commonly found in chondritic meteorites, possesses almost half the atomic weight of uranium isotope (U^{238}), and is utilized by red cells for transmutation into uranium:



Resonant atomic conversion of indium into uranium occurs in red rains cells within meteorites during atmospheric re-entry at up to 1,650°C by phonon resonance with protactinium. The resonant frequency of unstable protactinium isotope (Pa^{238}) in its rest state is 33,877,796 Hz, according to the element's atomic diameter at 20°C. Indium isotope (In^{113}) resonates at this frequency when heated to 57.5°C:

$$\text{In}^{113} \text{ Phonon Resonance (Hz/Cm)} = \sqrt[3]{\frac{7.310 \times (6.0221 \times 10^{23})}{112.90406}} = 33,909,282 \text{ Hz}$$

$$\text{Pa}^{238} \text{ Phonon Resonance (Hz/Cm)} = \sqrt[3]{\frac{15.37 \times (6.0221 \times 10^{23})}{238.05450}} = 33,877,796 \text{ Hz}$$

$$\text{Resonant Temperature (}^\circ\text{C)} = \frac{\text{Ln} \left(\frac{f(33,909,282)}{f(33,877,796)} \right)}{0.0000248} + 20 = 57.5 \text{ }^\circ\text{C}$$


Starting Element: **Indium** ($_{49}\text{In}^{113}$)
 Natural Abundance: 4.29%
 Atomic Mass: 112.90406
 Density (grams/cm³): 7.310
 Exp. Coefficient: 0.0000248

Target Element: **Protactinium** ($_{91}\text{Pa}^{238}$)
 Natural Abundance: 0%
 Atomic Mass: 238.05450
 Density (grams/cm³): 15.37
 Exp. Coefficient: 0.0000099

As with red rain cells, fossil diatoms locked within chondritic meteorites employ the same genetic coding mechanism shared by all terrestrial, aquatic and atmospheric lifeforms of Earth; passing on specific genes using deoxyribonucleic acid, commonly known as DNA. This profoundly reassuring discovery of fossil diatoms in meteorites –*the widely strewn remnants of other oceanic planets in our vast spiral galaxy*– confirms that DNA-bearing organisms proliferate throughout the great depths of the Universe. This clear and inescapable conclusion has been denied by mainstream microbiology.

These paradigm-shifting results provide a tentative yet tantalizing answer to the open question of universal panspermia, suggesting that the red rain cells represent 'cosmic seeds' that can survive the extremely harsh conditions of interstellar space to spread DNA-based life throughout the cosmos.

Compelling research efforts and major scientific contributions to these immense discoveries made by Indian microbiologists S. Kumar and G. Louis have not been adequately recognized, yet their breakthrough preliminary identification of this extraterrestrial species merits much further investigation.



Comprehensive identification by full genomic sequencing of the red rain cells will soon confirm the genetic basis of their highly specialized space-faring characteristics, including their synthesis of the unique molecular structures of refractive uranium-based pigment that may find significant applications to the shielding of man-made space vehicles and probes developed in the near future.

As human beings of Earth continue to venture offworld, developing and perpetually advancing spaceflight technologies that will eventually take us to other star systems, we are limited only by our knowledge of the Laws of Creation and the processes of life throughout the cosmos. Terrestrial humanity has come to the critical threshold concerning the knowledge of other worlds, including knowledge of other dimensions of reality and the nature of the resonant atomic transmutation of elements that generates soft, multi-photon biological radiation within all living organisms.

Simple lifeforms such as diatoms that thrive in the oceans of countless worlds beyond our solar system do not appear to be able to survive long interstellar journeys following supernovae ejection events, yet their ubiquitous presence in chondritic meteorites offers unmistakable evidence for the universality of DNA-based life, requiring specific phonon resonance interactions for growth and replication.

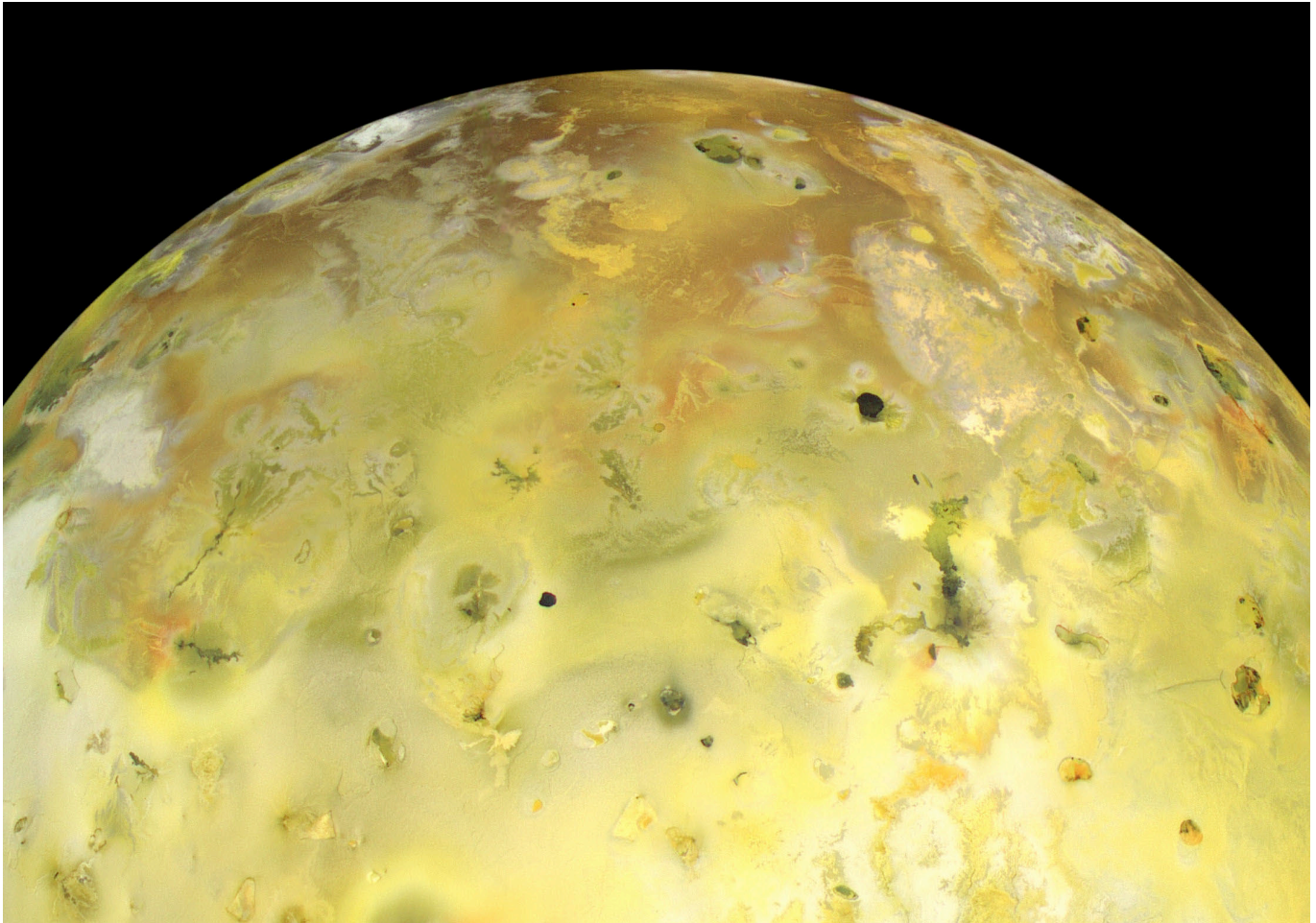
Red rain cells first recovered in Kerala, India reveal the atomic and molecular mechanisms by which life is disseminated far and wide by explosive forces resulting from cyclical stellar collapses that do not only destroy whole planetary ecosystems in the blink of an eye, but are also responsible for initiating deep-space journeys that transfer DNA-based lifeforms into the atmospheres of newly forming worlds.



Ancient microfossil diatoms displayed in micrographs of the Polonnaruwa meteorite (opposite) bear no significant differences from living diatoms thriving in the oceans of Earth (above). While the likelihood of DNA extraction and sequencing of extraterrestrial diatoms remains extremely low, further investigation of the temperature-dependent phonon resonance interactions taking place within living diatoms promises to elucidate the breadth of subtle reactions that support life throughout the universe.

Follow-up discovery of carbonaceous hystrichospheres, known as resting phases of largely extinct marine dinoflagellate algae, and carbonaceous filaments of cyanobacteria (once categorized as 'blue-green algae') within the matrix of the chondritic Polonnaruwa meteorite¹¹ implicates the widespread presence of organisms from other worlds perpetually bombarding the Earth.

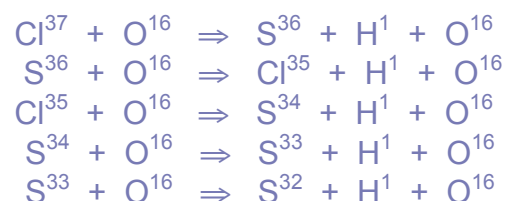
Specific temperature-induced growth and reproduction phases of the red rain cells will likewise expand our understanding of the crucial conditions met by these organisms when encountering new planetary environments throughout the vast expanses of space-time, indicating those planets where DNA-based lifeforms may proliferate under adverse conditions not presently recognized as harboring life.



A different resonant atomic reaction is responsible for the color *and odor* of Jupiter's moon Io (above), the most volcanically active body in our solar system. Low energy transmutations producing sulfur atoms were first identified *in the geological formation of mineral gypsum and as a main source of the natural abundance of mineral sulfur produced by volcanic processes on Earth* (Kervran, 1972).

Atomic transmutation cascades responsible for the accumulation of sulfur *at volcanic vents throughout the universe* are induced by the same critical thermoregulation temperature of the human body, wherein oxygen atoms achieve phonon frequency matching with hydrogen atoms at rest.

Disgorged from superheated volcanic vents, chlorine and sulfur atoms bound with oxygen atoms (typically forming chlorine dioxide and sulfur dioxide) become informed by the phonon frequency of hydrogen at 37.8°C. By this mechanism, solitary hydrogen atoms are released during resonant fission events that occur as the gases rapidly cool on contact with exposed rock at the mouth of the vent:



The resonant frequency of hydrogen (H^1) in its rest state is 3,773,180 Hz, according to the element's atomic diameter at 20°C. Oxygen isotope (O^{16}) resonates at this same frequency when heated to 37.8°C. These phonon determinations reveal the same resonant nuclear transmutation processes enable the gradual accumulation of sulfur at volcanic vents and the dynamics of the thermoregulatory system of the human body that releases vitalizing hydrogen byproducts within all of our cells.

References

- ¹ -- (2013) 'Huge Half-Ton Chunk of Russian Meteorite Lifted From Lakebed' *RT*, online · <https://www.rt.com/news/largest-fragment-meteorite-lifted-258/>
- ² -- (2014) 'UFO Interacts with the Chelyabinsk Meteor' *Youtube*, online video · <https://www.youtube.com/watch?v=s8YPunlICUQ>
- ³ Uvarov V (2001) 'Tunguska and the Ancient Mystery Installation in Siberia' *Nexus Magazine*, online · http://www.bibliotecapleyades.net/ciencia/esp_ciencia_tunguska09.htm
- ⁴ -- (2016) 'It Lit Up the Beach: Reports of Large Meteor Crash Off Queensland Coast' *The Guardian*, online · <https://www.theguardian.com/science/2016/sep/27/it-lit-up-the-beach-reports-of-large-meteor-crash-off-queensland-coast>
- ⁵ Korotev RL (2014) 'Chemical Composition of Meteorites' *Washington Univ. in St. Louis*, online · <http://meteorites.wustl.edu/metcomp/>
- ⁶ Gray CM, Compston W (1974) 'Excess ²⁶Mg in the Allende Meteorite' *Nature* 251, pp. 495-497, online · <http://www.nature.com/nature/journal/v251/n5475/abs/251495a0.html>
- ⁷ Gangappa R, Hogg SI (2013) 'DNA Unmasked in the Red Cells of Kerala' *Microbiology* 159, pp. 107-111, online · http://www.microbiologyresearch.org/docserver/fulltext/micro/159/1/107_mic062711.pdf?expires=1476396072&id=id&accname=guest&checksum=57C1AA309D2DF93B9C4135B1A82F8D55
- ⁸ Kumar AS (2016) 'What's New in Red Rain Study' *Google Sites*, online · <https://sites.google.com/site/asanthoshkumar70/what-s-new-in-red-rain-study>
- ⁹ Gangappa R, Wickramasinghe NC, Wainwright M, Kumar AS (2010) 'Growth and Replication of Red Rain Cells at 121°C and Their Red Fluorescence' *SPIE Proceedings*, online · <https://arxiv.org/ftp/arxiv/papers/1008/1008.4960.pdf>
- ¹⁰ Miyake N, Matsui T, Wallis J, Wallis DH, Samaranayake A, Wickramaratne K, Wickramasinghe NC (2013) 'Discovery of Uranium in Outer Coating of Sri Lankan Red Rain Cells' *J. Cosmology* 22 (4), online · http://www.researchgate.net/profile/Anil_Samaranayake/publication/236214160_Discovery_of_Uranium_in_Outer_Coat_of_Sri_Lankan_Red_Rain_Cells/links/546b166a0cf20dedafd3e018.pdf?origin=publication_detail
- ¹¹ Wallis J, Miyake N, Hoover RB, Oldroyd A, Wallis DH, Samaranayake A, Wickramaratne K, Wallis MK, Gibson CH, Wickramasinghe NC (2013) 'The Polonnaruwa Meteorite: Oxygen Isotope, Crystalline and Biological Composition' *J. Cosmology* 22 (2), online · <https://arxiv.org/pdf/1303.1845v1.pdf>