


13979

**PRACTICALS OF**

# **Mantras & Tantras**



**L.R. Chawdhri**

AND: 13919

## ABOUT THE BOOK

Mantra and Tantra, the occults of Indian Culture have been expounded in detail by the author in this book. Mantra Shakti is the supereme than Tantra Shakti. The book is divided into two parts. The Mantra and The Tantra.

Both deal with mystic formulae. Tantra is the form of dialogues between LORD SHIVA and his Consort PARVATI.

On the metaphysical and religious side they treat of FIVE topics, creation, destruction, worship of the Gods and Goddesses, attainment of Superhuman faculties and Union with the Supereme spirit through meditation. On the material side they deal with six fold activities, Shanti Karan, Vashi Karan, Stambhan, Videshan, Uchattan and Maran. The methods of all the ELEVEN MANTRAS have been explained in detail from practical point of view in this book.

First Part THE MANTRA consists of mantras on the above Eleven sides of different deities and Devas which if recited correctly produce the desired results.

Tantra has its origin from Hoary antiquity, and has been in practice since 2nd or 3rd century in Jainism, Budhism, Brahminism and by Muslims. Even in Guru Granth Sahib many slokas have been provided for the above sides and are named "Sankat Mochan Shabad" by scholars who have consolidated in the above book.

Mantra and Tantra are Sadhanas, methods, Path and tecnique, These are not magic or Jadoo Tona. This Science consists of occult practices to be undertaken under the direction of a Guru. It enjoins the worships of a Deva or Deities, meditation on them, the recitation of Mantras and the use of Tantra and Yantra for achieving the goal. All such methods have been provided in detail in this book.

The author through years Sadhana and practice has provided Certain Mantras and Tantras which stand TESTED for their results and have been indicated so. The others are for academic research and practice by the students and Sadhakas.

(2\*)




**PRACTICALS OF  
MANTRAS AND TANTRAS**



Acc No. 13,919

THE UNIVERSITY OF CHICAGO  
LIBRARY



12-1

# PRACTICALS OF MANTRAS AND TANTRAS

*DAIVAGNA RATNA*

**DR. L. R. CHAWDHRI**

**M.I.E., M.A. (ASTROLOGY)  
SUPERINTENDING ENGINEER (RETD.)**

**SAGAR PUBLICATIONS  
72, Janpath, Ved Mansion  
New Delhi-110001**

First Published July, 1985

© L. R. CHAWDHRI

**Other Books by the author.**

1. Saturn a Friend or Foe ?
2. Your Fortune Through Hora.
3. Prasna Deepika.
4. Complete Astro Palmistry.
5. Scientific Analysis of Horoscope.
6. A Hand Book of Palmistry.
7. Conjunction of Planets.
8. A Fascinating Jupiter.
9. Practicals of Yantras.
10. Transit of Planets.

*Published by Narinder Sagar for Sagar Publication  
New Delhi and Printed at Ess Bee Printers &  
Publishers NOIDA.*



(2-1)

## LET US PRAY

**O God, who dost teach the hearts  
of The Faithful people by sending  
them the light of the Holy spirit, grant  
us by the same spirit to have a right  
judgement in all things, and even more  
to rejoice in His holy comfort.**

# WARNING

- ★ If any person on the basis of Mantras and Tantras as detailed in this book commits any nefarious act which causes loss etc. to any body, then for his actions the author, printer and the publisher will not be responsible in any way whatsoever.
- ★ The Mantras and Tantras as provided in this book if are tried by anybody and is not crowned with success, which depends entirely on Sadhaka, the author, printer and publisher will not be responsible in anyway for such failure.
- ★ The Mantras and Tantras be practiced and used for the help, good cause and service of the humanity. These should not be used for any nefarious means, the responsibility of such actions will be only that of the Sadhaka.

12-1

**FIRST PART**  
**THE MANTRA**

# WARNING

- ★ If any person on the basis of Mantras and Tantras as detailed in this book commits any nefarious act which causes loss etc. to any body, then for his actions the author, printer and the publisher will not be responsible in any way whatsoever.
- ★ The Mantras and Tantras as provided in this book if are tried by anybody and is not crowned with success, which depends entirely on Sadhaka, the author, printer and publisher will not be responsible in anyway for such failure.
- ★ The Mantras and Tantras be practiced and used for the help, good cause and service of the humanity. These should not be used for any nefarious means, the responsibility of such actions will be only that of the Sadhaka.

12-1

**FIRST PART**  
**THE MANTRA**

श्रीषधि मणि मन्त्राणां ग्रह नक्षत्र तारिका ।  
भाग्यकाले भवेत्सिद्धि आभाग्यं निष्फलं भवेत् ॥

सर्वमंगलमांगल्ये शिवे सर्वार्थसाधिके ।  
शरभ्ये त्र्यम्बके गौरी नारायणी नमोऽस्तु ते ॥

## A FEW WORDS

Man is a social animal. From times immemorial the man after birth since its existance is in search of peace and prosperity. Many waste their lives in unscrupulous actions. Great are the persons who have been blessed with HIS GRACE. People at large do not understand the real purpose of their life. What they have to do in this world? They remain absorbed in this material world and we find a little difference between Man and Animal.

Lucky are the persons who find the real way and purpose of life. They are kind, generous, humane, helpful to others, attached and leaned towards God to whatever religion they belong. They do Sadhana and attain their goal with the help of competent preceptor. So the persons who think and act, attain the object and who never think lag behind. So hard work, sincere Sadhana in right way leads to success.

Our ancient Rishis, religious guides of all religions, Sadhus, saints etc. have demarcated the definite way to attain the final goal of life and prosperity therein. The way shown by them is the supreme and is known as Meditation. Meditation is the only way for attaining immortality and Eternal bliss. "Dhyanam nirvishayam manah". The state of mind wherein there are no Vishayas or sensual thoughts during meditation.

For the persons lacking in Meditation but want all comforts of life, our ancient Maha Rishis have shown a unique way wherein you have to do Sadhana and the way is known for the material world as *Mantra*, *Tantra* and *Yantra*. Through them you can attain your desires and worldly comforts and finally attain Siddhi.

The three methods are provided in details in Hindu Shastras, Budha Dharam, Mohammandums and Christian Sects and almost in all religions. The object is to show a stable way to mankind but not to misuse them. In Nepal and China such methods are found even today in practice.

Contrary to the general belief of people about the three methods we provide the real and actual definitions for the guidance of all.

**MANTRA** :— Mantra is a group of sacred words attributed to Lords, Devas etc. Through these sacred words we can appease deities and get our desires fulfilled. Through Mantras you can control universe. In the modern Science age, man has drifted away from this path but people who recite them with complete faith are benefitted to a great extent and help others who are in need of them. So out of the above three methods Mantra is supreme and sacred way.

God has many names and all names are termed as Maha Mantras and these names constitute a Mantra and the recitation of them in a methodical way leads to appeasement of God and the Sadhaka is blessed with fulfilment of his desires.

**TANTRA** :— Tantra is commonly misconcepted as magic or Jadoo Toona. But Tantra means path, technique and method. It is not philosophy. Science is concerned with "How" whereas Tantra is concerned with "Why". That is the basic difference between philosophy and science. Philosophy asks, "Why this existence"? Science ask, "How this existence"? Method, technique becomes important, theories becomes meaningless, experience becomes the centre in Tantra.

Tantra is an experience, unless you are receptive, ready, vulnerable to the experience, it is not going to come to you. It is nonphilosophical and existential.

It is said that Tantra descended when Devi Parvati asked questions to Lord SHIVA and Lord replied in some form or the other and is in existence in all religions. So whether you are Hindu, Mohammenden, or a Christian or a Jaini etc. it makes no difference, the real person behind the scence is your God, only faces differ, they have masks and same God is found behind different masks and faces. The idea to explain this point is that Tantra is available in all religions and not in one. It is you who form the ways, basis and concept of a particular religion. If you are a Hindu will



start with OM or a Mohammenden will start with 786 if Christian with God, Holy Father etc. So the way is one, methods are different.

So Tantra is a Sadhana. You may have faith in any religion, Tantra does not touch your religion. Tantra says religion is your social affair. So it is common to all. In Tantra experience and transformation help. That is why Tantra is not being understood by masses. As it always happens when you can not understand a thing or at least you will misunderstand, because you can feel, "Okay, I understand." You simply can not remain in Vaccum.

Secondly when you can not understand a thing, you begin to abuse it because it insults you. That is impossible! Something must be wrong with the thing itself! One begins to abuse, one begins to talk nonsense, and then he feels, "Now it is okay".

So Tantra is misunderstand as Magic whereas it is Path, method and technique.

So Tantra means to act in such a regulated way as to bring Prakirti, deities and others under your control so that you can take out work from them as per your desires. All the methods of worship of God are also called Tantra. According to Shastras, Tantra means the method through which all Mantras, their use, worship is known and one has to act as per directions contained therein and people at large are served to get relief from fears, difficulties etc. is called Tantra. So Tantra is not a magic but an independent Shastra which denotes the methods of Pooja and use of Mantras through which we can control various deities or तत्व. It contains various methods of Sadhanas or practices. In short Tantra is a path of Sadhana laying great stress upon recitation of Mantras and other esoteric meditations.

#### TANTRA as Summarised from Tantra by PHILIP RAWSON

Tantra is a scandal to the Orthodox people. But it is an Indian cult. It is widely recognised that Tantra is very valuable for people of the present, Westerners as well as Indians. Hindus, Buddhists and Jains share Tantrik ideas and Tantrik

things from times (C.20,000 B.C.) which can be matched accurately with methods, symbols still used today by Tantrikas. Tantra today is with extraordinary purity, the most essential patterns of human symbolic expression which stands developed through hundreds of generations. Each generation of Tantrikas has incorporated the best scientific knowledge available to it. India contributed the maximum.

Tantra is not a religion, not a way of thought either. It is not something meant to be read in books, although in fact there are numerous Sanskrit books known as Tantras. The earliest book was a buddhist probably goes back to the 6th century A.D. But in 19th and 20th centuries, there are many other books containing the whole purpose of the Subject. If one does not do what Tantra describes, one will never get the point. Tantra has no dealings with fantasy.

Tantra in fact, plunges one back into roots of one's own identity. Tantra says, 'If you do these things, which Tantrikas have discovered, you will find yourself in a position to experience what the truth is about yourself and your world, as directly as you can experience the street.' To do all these things, to get into the position from which you can experience the truth, involves a total change of personality. This takes every kind of effort, physical, sexual, mental, moral; and most are just the kinds of effort that nothing in Western education or tradition prepares one for. Tantra calls on energies in the human body and its world which most people usually dissipate in their ultimately pointless exertions and 'recreations'. But most important of all, Tantra positively cultivates and bases itself on what most people dismiss as the pleasure of life. Tantra says 'Raise your enjoyment to its highest power, and then use it as a spiritual rocket-Fuel.

In India, Tantrikas rouse all their energies, one can discover in his body, emotions and mind, and combining them into a vehicle which will carry him towards enlightenment; enlightenment being the State of knowing the truth about the origins of things and men, and their meaning, as clear as experiencing the street. He uses every possible means, adapting every conceivably emotional stimulus and act to his

purpose. Indian Tantrikas has added always the best scientific knowledge available to them all the times as India was or is a country of great mathematicians and logicians.

Tantra plunges straight to the heart of matter, and confronts the question of time. To reach the summit of Intuition Tantra holds to be the worth while goal. The key word in Sanskrit is "Paravriti" which means "turning back up" and the attitude of devotion or reverence, which expresses itself in the ritual of offerings and worship to symbolic image, is, at bottom, a way of keeping this possibility continuously in mind.

Tantra regards that sort of uphill struggle as absurd. Instead it says that all the faculties, the senses, the emotions and the intellect should be encouraged and roused to their highest-pitch, that the person's store of memories and responses can be awakened and recomuerted into the pure energy from which they all originated. Feelings and pleasures thus become the raw material for transformation back into enlightenment.

The commonest technique of transformation adopts the everyday Indian custom of making offerings to an image. This has been so much misunderstood that it needs some explanation. (Many of the things as above are shown in two books, "Practicals of Yantra" and Practicals of Mantra and Tantra" by your author are images meant to receive that kind of worship). In the act of offering the Tantrika identifies his or her ownself with the image, focussing that self upon it. The things offered flowers, lights, ghee, bells, incense, food etc are symbols for the senses. One washes the image, touches it with coloured powder and garlands it with flowers as if it is an honoured guest. One of course can not be worshipping a mere object; it is meaning one is welcoming into one's home and into oneself. In the course of a long ritual a Tantrika may set up and worship with offerings a whole succession of different but related images, one of which may even be a live girl into whom the original 'Whole' of Goddess descends, others may be diagrammatic yantras. Some images are in permanent materials; others are made of mud or paper, to be destroyed after

use, so preventing any mistake about the nonobjective nature of true meaning of the icon. But it is often felt that images gain in power and taken being used in worship either for long periods or by specially highly developed Tantrik masters.

Yoga is another most technique of transformation. India knows many kinds of yogas, But the yoga used in Tantra is based more or less in Hatha yoga, with an extra dimensions. Through Hatha yoga inner work on the subtle body is performed and it helps the outer body's health and stamina. To practice Tantra is to live in social exile from non-Tantrik society.

The most powerful sexual rite of re-integration requires intercourse with the female partner when she is menstruating, and her red sexual energy is at its peak. Best of all is for this rite to be carried out in a cremation ground among the corpses and flaming pyres. For these reasons the representations in art of the female counterpart or initiator are usually coloured red.

The most famous Tantrik rites are the variants of the chakra Puja. This is a kind of long drawn Eucharist, carried out by night, attended by a number of couples, married or not, who ceremonially take the five enjoyments normally forbidden in high caste society :- Meat, alcohol, fish, a certain grain, and sexual intercourse. The last may be performed with several different partners. It is a question of arousing and controlling extraordinary energies.

Next the central conception inspiring the whole of Tantra is that of the subtle body, the mechanism of energies creating the world during the process of Genesis. Tantrika identifies the central column of spine called SUSHUMNA. The aim of Hindu Tantrika is that Kundalini shall ascend the Sushumna as often as possible, and in the end virtually permanently. Hindu and Buddhist. Tantra basically agrees on this point but with a little difference.

To make this experience real and permanent, to live continuously aware of it, is the whole aim of Tantra.

**YANTRA** :— Third method is known **YANTRA**. These are attributed to different deities and is used by way of different metals, articles and herbs. In Shastras, Yantra is held in high esteem which means an instrument.

Bindu or Zero is the basic and first point through which a triangle is developed and this triangle indicates various desires, methods and knowledge. This Bindu is way to realization by concentration, and when it is expended can form various types of triangles or other figures may be straight, round, long, broad or in many forms and such forms are also called Yantra.

Yantras are usually prescribed by astrologers and Tantriks to ward off evil effects of Planets, souls etc. There are other uses such as Vashi Karan, Uchattan, Sthamban, Videshan and Shanti.

In the ordinary course Yantra is a diagram of a particular design drawn on Bhooj Patra, lead, Copper, silver, stainless Steel, gold leaf or on a durable surface and impart life to it through Pooja with the intention that the Yantra will protect the wearer from the adverse affects of afflicted planets etc.

Any body can draw Yantra, but unless it is energised by a 'Sidh Mantra' it will not give the desired effects. Acquiring Mantra Sidhi is very difficult task. The energisation can only be done by a competent Tantrik.

Yantra is the medium through which the invincible force or energy acts on individual. For that the medium should be kept sanctified and the man who wears it may recite also mantras to enhance the efficacy of Yantra. The effects of yantra lies in the hands of man who energises it.

Mantra, Yantra and Tantra are equally beneficial to those who follow the prescribed rituals sincerely to get relief from the problems due to any dosha.

Yantras and Mantras are interconnected. Different Yantras are connected with different deities coupled with different Mantras. All the five basic elements namely Earth, Water, Fire, Air and Sky are connected with Yantra and through specific use, pooja and worship, you can control the nature to get benefit. So according to Shastras, Yantra is too

a Science which can be used through five elements and recitation of Mantras etc. Deities are worshipped in different forms and each form is called Yantra. Apart we deal our planets likewise through Yantras. Many have gone deep into these methods, forms and practices and have evolved ways to use them in a constructive way. So again Yantra is a Sadhana.

The public at large considers this a magic and nefarious way of doing things. Scientists do not believe this as they do not know and have not practiced it. It is a methodical Sadhana through the use of five elements of world, which the nature has created.

This Sadhana is to be done with complete faith and selfless efforts to attain siddhi. It is admitted that sometime Sadhana inspite of his/her best efforts can not attain the goal or desired results and then they coerse this and call it a hoax.

They forget that a Scientist makes full efforts to evolve a formula or a Yantra but failed, do we call it a hoax? No. Why we do not say that there must have been some shortcomings in our ways, working or methods? So do not form wrong notions about these sacred methods outlined in our shastras.

The above three methods are Sadhanas and have been termed in our Sastras as Mantra Shakti, Tantra Shakti and Yantra Shakti, which we shall explain in subsequents parts of this book. The author is sure that above Scientific explanation of the three aspects will convince all that these are not magic or दूना or mystic oriented words but are Sadhanas, which have to be performed with complete faith, efforts and right methods and then bear friuts and desired effects.

(L.R. Chawdhri)

Resi. : A2/102, Rajouri Gardens,  
New Delhi-110027  
Phone : 500657  
15-7-1985

Jyotish Tantra Kendra  
110, Pratap Chambers  
Gurdwara Road,  
Karol Bagh,  
New Delhi-110005  
Phone : 5717899

# Contents

## FIRST PART THE MANTRA

<i>Chapter</i>	<i>Particulars</i>	<i>Pages</i>
	A Few Words.	i-viii
1.	MANTRA, guide lines for Sadhaka, worship of God, Purascharan, Food for Sadhaka, Meditation, Will power, concentration and Sadhana, Lights in meditation. Personal experience, places for Sadhana, Mantra Shakti. Why Mantras are kept secret ? Why Siddhi of Mantra fails ? Time of start. Rosary in Sadhana. Know your Mantra, constructive use of Mantras. Selection of Mantras, Beej Mantras, Samput and use of Gayatri Mantra, Mantra Siddhi, Meaning of words and Method for Siddhi of mantra.	1-48
2.	PRACTICAL METHODS. Divisions of Mantras, use of Mantras, mantras and their uses for Vashi Karan, of Stri and Purush, bearing child, wealth, destruction or overcoming of enemies, promotion, Mohan, Aakankshan and Manokamna Sadhana mantras. Mantra for Aagam Tantras.	49-66
3.	LADIES VASHI KARAN SABRI MANTRAS :— Aghor mantras, Maha Vashi Karan, Mohan and Raja Vashi Karan Mantras, Uchattan Mantras, Mantra for cure of diseases, Children, home, Comforts and husband.	67-88
4.	MISCELLANEOUS MANTRAS includes Sarv-Siddhi, education, attaining Moksha, Saraswati Lakshmi, Durga Upasana,	

<i>Chapter</i>	<i>Particular</i>	<i>Pages</i>
	Election success, Yash Prapati, Lakshami Mantra, Prosperity, children, enemy's fear, Mahavir Mantra, for removal of troubles, Mahalakshmi and Yakshani mantras. Karodh Shanti Mantra, enemies and snake fear, Raja Vashi Karan mantras. To attain peace of mind. Navgrah Shanti Mantras.	89-109
5.	<b>SOME IMPORTANT POINTS :—</b> Articles for Homa. Devas, Days, Tithis, Time, auspicious nakshatra for Various purposes of Mantras. Hanumat kalp, Shatru Sanket Niwaran, to get rid from souls and poison. Durga Saptshati. Samput Mantras for Various purposes. Other useful Mantras for various purposes.	110-128
6.	<b>SPECIFIC MANTRAS FOR BIRTH OF CHILDREN :—</b> Mantras, method of Japa, yantra and Santan Gopal Stotram.	129-132

## SECOND PART

### THE TANTRA

1.	<b>THE TANTRA,</b> Term explained, use of Mantras and Asana in Tantra. A study in Tantric Physiology, Divisions of Tantra, Tantra and religions, Jain Tantra, Budha Tantra, Brahmin Tantra and Muslim Tantras. Tantra Granths which include Vaishnav Tantra, Shaive Tantra, Shakt Tantra, Ganpatya Tantra, Budh Tantra and Jain Tantra.	133-150
2.	<b>TANTRA MATERIALS.</b> Material for different uses like Mantra Siddhi, Education, Wealth, Children, Diseases, Enemy, Vashi Karan, Videshan, Uchattan etc. What Tantra contains? Different uses of Tantra.	151-157



<i>Chapter</i>	<i>Particular</i>	<i>Pages</i>
3.	<b>PRACTICALS IN TANTRA.</b> Vashi Karan Tantras for others ladies Men, Ministers, Officers and Rajas, Vashi Karan, Videshan Tantras, Stamban Tantras and, Uchattan Tantras, Maran Tantras etc. Tantra for ladies menses and child birth, Sex, progncy piles and Tantras for Various uses.	158-221
4.	<b>SADHANAS IN TANTRAS.</b> Twenty types of important Sadhanas, Gem Therapy. Surya Namaskar, Rosary or Bead and its use explained. Rudrakshas, its faces, type, method of use and mantras for its purification and wearing.	222-251
5.	<b>RULES AND METHODS FOR WORSHIP OF DIFFERENT GODS AND GODDESSES</b> include Durga Puja, Saraswati, SHIVA Puja, Lord Ganesh, Lakshmi Puja and Maha Lakshmi Puja.	252-259
	A Special Request.	259-260



## CHAPTER-1

### MANTRA

**DEFINITION :—** Mantra is a complete set of words of Vedas attributed to lords or Devas. These are the vedic hymns and way to reach HIM and Devas, these are recited at various stages and times. Homas are performed to appease the deities. Mantras have descended on us from our Maharishis, Saints, Sadhus of old age and yogis who after recitation of Mantras for several thousands years guided us to follow them. They fully understood the value of Mantra and this was basic part of education at that time and was treated a best medium for the progress of life. Mantra is helpful from birth to death.

The persons who do not have wealth, education or wisdom but possess Mantra siddhi are said to have everything. They can procure everything through Mantra. Through Mantras, you can control the calamities of life. It is the top most sacred method.

“Mantras are syllables, single or strung together, many of them without meaning. They end in a nasal humming sound. They are meant to be the seed forms of particular energies known to the Tantrika, but not identified with any worldly objects, though they may be identified with functional deities. They are used continuously throughout Tantrik rituals, whispered or chanted in different combinations and contexts, setting up patterns of vibration that condense the energies they represent into that place and time. One must learn both to speak them properly, and to activate their meanings. They may be written in Sanskrit or in any other language on ritual

objects, or in the spaces of yantra diagrams, or painted to the yantras themselves; they may be stamped on one's body or visualized in the air. They are felt to fill the space and time around the Tantrika with nuclei of energy which he is able to control. They are also the subtil forms of those fields of energy whose interference-patterns produce in the human consciousness the apparition of things in a world. For such a conception of 'Field of Energy' is central and fundamental to all Tantrik activity, and the sacred Sanskrit alphabet, in which the names for all things may be written, is itself the reservoir of all mantras".

**USE OF MANTRA:**— You can attain God through Mantra being a safe way, and then you can obtain everything of the world, your desires can be fulfilled, you can conquer your opponents and enemies. Also you can control and get relief from diseases and all like objects you can achieve.

According to Puranas, Shastras and Maharishis, Mantra is the only way to attain desires, provided one recites them with complete faith, prescribed methods and rules. The recitation of words of Mantras should be pure and correct.

**MANTRA AND DEVTAS :**— Devtas means Deities. There are many deities and different Mantras have been ascribed to each deity. Each Mantra creates definite vibrations through its recitation, methods, belief and faith for the particular deity who is attracted towards the sadhaka (who recites Mantra).

To elaborate the above point, we become happy and pleased with a person who acts according to our wishes and directions etc, then automatically we are much attracted towards him and we try our best to please him too and fulfil his desires. Likewise when through recitation of Mantra, we create the same vibrations which appease the deity of that Mantra, the deity is appeased and we are then blessed with all comforts and our desires are fulfilled.

To create Vibrations, we should recite the Mantra in right method, with correct pronunciation, complete faith and right directions and also we should keep in mind the figure of deity. Sometimes the Sadaka can not recite correct Mantras but on the otherhand is fully engrossed with

complete faith in figure of deity and one treats them and worships them with faith to get the blessings of deity due to the fact that with his such actions, vibrations of such magnitude are created which attract the deities.

Sometimes it is seen that a deity is so appeased with Sadhaka that they appear either in dream or in any form and bless them with certain Mantras. Such Mantras are very powerful and needs no correction, the recitation of such Mantras bring the desired results. But on the other hand sometime Sadhaka has to face obstacles created by deities. They appear in odd and dreadful figures of Sadhaka who falls ill, such cases denotes two reasons, first, the deities take the test whether or not the Sadhaka can bear the grace of the deity. Secondly, it is a warning that way to Siddhi is full of difficulties and Sadhaka has to bear them, in such case if one has a staunch belief, firm in his prayer and method, he will cross all the hurdles and then deity will help him too. If you are firm in your belief you will be crowned with success.

The way of Mantra Shastra is very difficult. If during practice there remains some drawback, it can inflict loss. The persons who do not believe in Devas or in Mantra Shastra should not try this unless they have complete faith and guidance. Such practice should not be started without the guidance of a competent preceptor or Guru.

**MANTRA AND YOGA :—** Sadhaka should follow the ways indicated in Yog shastra for prayer, recitation of Mantra and attaining Sidhi. Pranayam is the door to enter. Ashtang Yog, Yam, Neeyam, Asan, Pranayam, Pratyahar, dharna, dhyam and Sidhi are the ways, out of which first four and Seventh are most important. One has to control his desires and five senses which can be attained through Yam. Neeyam or regularity is root cause of every successful venture. Likewise Asan, Pranayam, dhyam or upasana or prayer are most important ways to attain Sidhi or realization of God. Yoga used in Tantra is based more or less on Hatha Yoga, with an extra dimensions.

So the Sadhaka should start methodically and under the guidance of a competent preceptor to attain the success early.

## GUIDELINES FOR SADHAKA

Sadhaka means the person who recites the Mantra, meditates, and does all acts to attain Sidhi through Mantras.

It is incumbent on the part of Sadhaka to observe some rules and regulations strictly while practicing Mantra Shakti, otherwise erroneous results can be attained.

The following guide lines are provided for Sadhaka to attain Sidhi.

1. Complete faith, unflinching loyalty backed by clear heart towards deity for your Sadhana.
2. Subconscious mind should have full trust and confidence in your recitation.
3. Command your subconscious mind as it is your faithful servant.
4. The Sadhana be started under the directions of a competent Guru or preceptor.
5. Sadhaka should acquire three things : Trust in God, atonement and readiness to sacrifice.
6. Three things are admirable :— Truthfulness, honesty and large heartedness.
7. Three things are to be controlled : Tongue, anger and restless thoughts.
8. Three things are to be cultivated : Cosmic love, kindness and Patience.
9. Three things are loveable : The wish for liberation, the company of Saints and selfless service.
10. Three things are to be avoided :— Covetousness, brutality and trivality.
11. Three things are to be renounced : Lust, evil company and fruits of actions.
12. To be childlike is good. But to be childish, is not good.
13. To be devotional is good. To be emotional is not good.
14. To be courageous is good. To expose oneself to danger is not good.
15. Be good, do good, be kind, be pure.

16. Avoid unnecessary talks ;
17. Gentle words break no bones, but they break hard heart.
18. The more you run after sense and pleasures, the more restless and agitated you will be.
19. To be jealous is pitiable; to be selfish is shameful; to be compassionate is divine; to be patient and enduring is manly; to be without lust is profitable; and to be calm and relaxed is admirable.
20. Evil thoughts are just as evil as evil deeds.
21. One must respect his Guru, he should have complete faith in him. He should not find faults in him and neither talk ill of his preceptor.
22. One should be free from all vices.
23. One should be fond of Mantra Shakti and be devoted to Mantras.
24. He should serve all and specially who speak ill of him.
25. Adopt, adjust, accomodate. Bear insult and injury.
26. Lust destroys life, lustre, personality, the life force, memory, power and reputation, holiness, peace, knowledge and devotion. Therefore kill the lust.
27. Do not mix with evil company, control your vice habits.
28. Without the control of senses and thoughts you can not have Mantra Shakti.
29. Do selfless service. Bitter pills have better effects.
30. Do not undertake Mantra Shakti under some pressure. It will not work. Understand Mantra first and then do the Sadhana and keep it secret.
31. Sadhaka should take Satwick meals. These include ghee Cow milk, Curd, Sugar, Moong, Til, Coconut, banana, mango, rice, barley and wheat and other fruits. Hot spiced food be avoided.
32. Egoism be curbed.
33. Do not start the Sadhana or recitation of any Mantra only on hearsay. Do not start without guidance of competent preceptor.
34. Do Sadhana without any specific aim. That brings fruits

inspite of the fact there remains some lacuna in the method.

35. During Sadhana keep yourself away from the material world.
36. In case you see any miracle, do not fear, keep your will power strong and continue your Sadhana. You will be blessed with success.
37. In case you feel indisposed, do not fear, be strong and continue your Sadhana, all troubles will vanish.
38. Brahamcharya or celibacy be observed during Sadhana days.
39. Do not express to any body that you are in meditation not even to your family members.
40. Do not lose heart if you fail once. Try it again and again and you will be crowned with success.

### HOW MANTRAS ARE USEFUL ?

All human problems are self created which are effects of your Karmas. The reasons can be checked from Horoscope. By craving one's subconscious mind, the solution can be found, through meditation and recitation of Mantras.

The life is a concatenation of undesirable and unsatisfactory incidents and accidents which may not be conducive to a peaceful life. The remedy to solve them is a ticklish question with a man.

Can we use *Mantras* or *Tantras* in a right way to derive benefit out of them to solve or eliminate the incidents and accidents. Surely, these can be avoided or solved by right use of right Mantra.

Purity of thoughts, words and deeds, sincerity and deep rooted urge, repeating Mantras for maximum times, systematic and without any stress or strain. These are the Key notes of the efficacy of Mantras.



In order to solve the problems and get the desired results. Conscious mind, Subconscious mind and Super conscious mind are the mental plane. So while meditating and reciting Mantra, care be taken to forget the problem, then concentrate on the sound of Mantra which should only be audible to himself and not to others. Mantra be recited in a pleasing musical tone which will help in concentration.

Keeping desires in view and repetition of Mantras create deeper and deeper impression on the mental plane viz conscious mind becomes saturated with impressions and thereafter the power of Mantra moves to subconscious mind, hearing the singing of Mantras in an uninterrupted way, breathing will also become thinner. creating an impression on Subconscious mind. Continuous practice will enable the Sadhaka to find solution of the problem attaining peace of mind. Meditation and recitation of Mantras, the clue and the solution to the problem raises up coming to the knowledge and relieve the mental strain and difficulties. Thus help solving the problems.

## WORSHIP OF GOD

The Worship of your Deity possessed of form is the best form of worship for people in general of the masses. A devotee is to continue his practice in the utterance of his prayers and performance of Homa till the realisation of his self consciousness as being part and parcel of his deity is not being achieved. The recitation of Mantras culminates in the emanation of the real self-realisation, this coupled with yoga leads to attainment of God. So practice meditation yoga and recitation of Mantras.

There are three types of yogas namely Jnan Yoga (knowledge), Karma Yoga (action) and Bhakti Yoga (devotion). There is no other way.

In Kaliyuga, worship or prayer according to Tantric rites is the best form of worship. It gives immediate results and is in keeping with the spirit of Kaliyuga. But whatever the form of worship, its method must be based on the Vedas or on Sastras or religious ethics.

In kaliyuga, the method though based on Vedas or on Sastras, the Tantrik method of worship is easier, more suitable and concise in the present age for persons of slender means and with short lives.

It is within the bounds of daily worship according to the Tantra that the wise who are seekers after truth and self realisation, the Yogis who practice Asans, Pranayam and meditation and pierce the Six chakras, persons of activity who perform puja, Japa, homa etc. and devotees with sincere devotion, reverence and complete self surrender, to attain God are included.

The daily performance of Tantrik rites include simultaneous practice of Four Yogas. Yoga of knowledge, of action, devotion and Yoga of Yogi for attainment of God. These four Yogas give immediate results simultaneously.

### PURE MANTRAS

No addition or alteration of letters of a Mantra should be made because this takes away the merits of Mantra and it ceases to act, mantras in toto be sounded into the ears of a disciple without any additions and alterations.

**NEED FOR PURASCHARAN** :— Mere performance of religious duties daily will not be enough for attainment of success in Mantras and to get the grace of God. A Sadhaka will have to practice Purascharan. Without "Purascharan" Mantras or incantations are not animated or activated and awakened.

A sadhaka should, therefore, perform "Purascharan" himself or get it done by his Guru being it a vital force of Mantras. Such method removes obstacles come in performance of recitation of Mantras. The performance of FIVE religious rites (Panchanga Upasana), VIZ Offering oblations to the fire (Homa), muttering or recitation of prayer, Tarpana and feeding Brahmins is known as "Purascharan." It is by performing these religious acts that the wise men can extricate themselves from the bondage of the

world. It is the best kind of virtue (religious), meditations as well as the best means of gaining the desired object of life.

## REAL PATH

In the modern material world, a genuine sadhaka whose motto of life is to make spiritual progress, performs, first of all, his daily religious duties perfectly well and then goes on worshipping with a view to attaining God according to his nature and tradition and opportunities. Some Sadhakas give priority to Japa and Puja, some take to the practice of Pranayam Yoga while some others acquire knowledge by studying or listening to Upanishad, Geeta, Bhagwat and other religious texts or give expression to devotional feelings through kirtan songs.

One whose taste is more intensively impetuous to his liking and whose process or mode brings more and more attraction towards God, is inclined to worship his deity by pursuing that process or mode, at the same time performing regularly his daily religious duties in full.

It is too difficult to have purity and Satwick made of the mind and body without the performance of religious duties of everyday life. So, to proceed along the path of spiritual Sadhana by performing religious duties everyday, is the best means or path followed and advised by the Rishis.

The Upanishads, the Geeta, the Ramayana and all the Puranas and Tantras teach us to pursue this path. This is the path trodden by all sections of worshippers, whether SHIVA, SHAKTI, GURU-Nanak Christ or Prophet Mohammed etc.

A householder should, always, observe established customs as purity as he will find no happiness within the present life or in the life hereafter if not destined of purity or moral discipline. If a person transgresses the rules of purity and moral discipline, performs yajuna or practices meditation or makes a gift of anything, these religious performances go in vain and yield no results. So lead an ideal and pure life.

## PURASCHARAN

Purascharan is the means of rousing the mantras to activity. So this is a sure and most important method laid down in Sastras, but this should be done by any person who has been initiated by a Guru. Out of many kinds "Maha Purascharan" is the main form. The exact numbers of Japas required for different mantras for "Maha Purascharan" has been definitely laid down in Tantras. It is laid down that one should practice a fixed and equal number of Japa at a fixed time every day. The methods of uttering mantras at the time of Japa is 'Manas', means mentally without any movement of the tongue and lips, the second one is called "Upanasha" in which mantras are uttered in such a low voice that it can be heard only by him. The third method is called "Vachik Japa" where mantras are recited in a loud voice, so that it can be heard by all. These methods are known best, second best or better and worst respectively.

The Purascharan consists of five fold functions, Viz, Japa, Homa, Tarpan, Abhisek and feeding of Brahmins. In these functions Japa consists of reciting fixed number of mantras, Homa is performed with one tenth numbers that of Japa; one tenth of Homa for Abhisek, one tenth of Abhisek for Tarpan and one tenth of Tarpan for feeding the Brahmins.

For Purascharan, a proper spot is to be selected. Such place may be a pilgrimage place or river bank, or a solitary garden, or a cave, under Bilwa or peepil trees or Tulsi plants, or a temple of Lord SHIVA without bull, or sea shore or Cowshed or in the vicinity of Guru or hermits. A raised spot of 4' x 4' x 4' in the middle of place be selected for this purpose. The puja be started at any time or any day during an eclipse or in a place of pilgrimage etc.

## MAHA PURASCHARAN

All preliminary arrangements are to be completed within three days preceding the exact day of commencement of the religious rites of "Purascharan." 'Sabitri Japa' is to be practised first on the very first day with a view to destroying all sins committed knowingly or unknowingly. Sankalpa

Ghat (Pot) etc. is to be placed and puja with Japa to be performed. On other days, only puja with the requisite articles will do.

There are precepts that a person can utter even number of Japa till Noon every day and not latter. He should first ascertain the length of mantra and then divide equally the number of Japas to be recited by Noon. Then perform 'Homa'. On the completion of Japa day, one has to entertain Virgins and Brahmins after having completed all religious rites relating to Purascharan. This is to be followed by the worship of the deity and puja of Guru with Various items respectively. One should pay to Guru as per his pecuniary conditions. In the absence of Guru, one should pay to his wife, son, or a deserving brahmin. Then after immersion of the deity, Guru or in his absence, the Sadhaka himself is to perform Abhisek ceremony with the water from the Ghat (Pot). Thereafter he is to bow down to the Guru and perform "Kumari" puja for the effectiveness of Purascharan,

Maha Purascharan is the one condition of a serious type. From begining to end, a Sadhaka is to observe Brahmacharya and strict regulations in matters of diet, pleasure of life, sleep, speech and manners. Japa is also to be practised according to the sermons of Sastras. A Sadhaka can attain great success through, Japa practised with devotion and reverence. The influence of Mantras permeate his entire physique and can have a glimpse or vision of the Supreme Being. Maha Purascharan may also be performed in short through 'Homa' and 'Japa' only in accordance with the advice or instructions of an experienced or competent Guru, in case one is unable to meet the expenses of building, pandal and altar and other preliminary works. Only Japa may also be performed in place of Homa. But he must pay to the spiritual guide and latters' sacrificial fee and entertain and feed Guru, a Brahmin and a Virgin. In the absence of flowers etc, performance of religious rites mentally will also do. In this way, one is sure to have success in the long run.

## FOOD FOR SADHAKA

A sadhaka should take light meal, hot and well cooked and that too less in quantity because over eating leads to the excitement of the organs of the senses and aggravate passions. Onion, meat, egg etc. have a stimulating effects on the organs of the sense and do more harm to the body than good. Lack of control of restraint in the matter of diet, is a great obstacle to progress. Success in Sadhana can not be achieved without moderate eating. Pure food purifies the mind and it is in such a pure mind that memory of God remains enshrined for ever.

### IMPORTANT STEPS FOR MANTRA SADHANA

As already stated Asana, Pranayam, Trataka, Nyas, Mansik pooja and Agni Hotra etc. are the essential steps to be followed by the Sadhaka. By the use of them Mantra Shakti is aroused. We provide details of them. This is called KRIYA YOGA.

1. **SIDDH ASANA** :— Next to Padmasana comes Siddh Asana. If you master this Asana, you will acquire many siddhis. Even fatty persons with big thighs can practice this Asana very easily.

**Method** :— Place one heel at the anus and keep the other heel at the root of generative organ. The feet or legs should be so nicely arranged that the ankle-joints should touch each other. Hands be placed straight on the knee joints. Sit for 15 minutes with closed eyes, concentrating on God, this in addition destroys all sins and gets Moksha. Also this Asana is useful to cure rheumatism and to keep the system in proper order.

2. **PRANAYAM** :— The Pranayam removes all diseases, purifies the Nadis, Steadies the mind in concentration, improves digestion, increases digestive fire and appetite, awakens the Kundalini. Purification of Nadis will set in rapidly, you will have levitation also.

**Method** :— Sit in Padm Asana or Siddh Asana, close your right nostril with the thumb. Draw in the air very very slowly through the Left nostril. Then close the Left nostril also with

little and ring fingers of right hand Retain the air as long as you can comfortably do. Then exhale very very slowly through the nostril after removing the thumb. Half the process is over. Now draw air through Right nostril, retain it as before and exhale through Left nostril very very slowly. This is one Pranayama. Do 20 rounds in the morning and 20 in the evening. Increase it gradually.

3. TRATAKA :— Trataka is steady gazing at a particular point or object without winking to accelerate concentration. Very effective method to control the mind and improve the eyesight. Will power is developed. It can be done on a black dot on a white wall, draw a picture of OM on piece of paper. You can do Trataka on idol of your Ishta Deva.
4. POOJA :— Deva or Deity of Mantra be kept in mind and recite the mantras. The success depends on degree of concentration and fixing the mind on Deity. Then only you will realise the maximum benefits of mantra. Each mantra has a tremendous force. Mantras awaken the super human powers.

Pooja can be performed in three ways.

1. Vaikhari (Verbal). By speaking loudly.
  2. Upamsu (Whispering).
  3. Mansik (Mental).
5. AGNI HOTRA :— Homa is performed with fire as per rituals.

### WHEN AND WHERE TO MEDITATE

Practice meditation in Brahma-muhurta. This is best period for meditation. Always choose that part of the day or night when your mind is clear and when you are least likely to be disturbed. You can have sitting just before retiring to bed. The mind will be calm at this time. Good meditation can be had on holidays and Sundays as the mind is free. Do vigorous meditation on these days. You can do very good concentration when you live on milk and fruits

alone, or when you fast. Use your common-sense always and try to bring good outturn in meditation.

Meditate at night. A second sitting is necessary. If you have not got sufficient leisure you can meditate even for a few minutes, say, 10 or 15 minutes at night.

An aspirant who meditates in a solitary upstairs room in a town will have as much quite there as in a forest. But he will not have the congenial spiritual vibrations there as in Rishikesh, Uttarakashi or Gangotri etc. Vibrations play a vital part in the elevation of mind and in producing of Ekagarta of mind. In these holy places the vibrations of Rishis are lodged in the ethereal space and the aspirants are highly benefitted by these vibrations. Vairagya, Sattvic Bhava and meditative mood comes by themselves without effort or struggle in these holy places. It is only sages and yogis who can know at once the nature of Vibrations of a place for meditation.

Meditation is the key to unlock many of the secrets of Life. Meditate regularly in the morning between 4 A.M. and 7 A.M. and attain eternal bliss and immortality.

A solitary place where the climate is cool with spiritual Vibratory conditions is best suited for concentration of mind. Such places are the banks of Ganga or Narmada, Himalayan sceneries, lovely flower gardens and sacred temples where mind is elevated through concentration and meditation.

In the early morning hours one has a clear and calm mind. There is a spiritual influence and mysterious silence then. All saints and yogis practice meditation at this period and send their spiritual vibrations to the whole of the world. You will be highly benefitted by their vibrations if you start your prayer, Japa and meditation at this period. You need not exert. The meditative state of mind will come of itself.

### SITTINGS FOR MEDITATION

At the commencement, have two sittings only, one in the morning from 4 to 5 A.M., one at night from 6 to 8 p.m.



After six months or one year, according to your mental calibre you can have three sittings, a third in the afternoon from 4 to 5 p.m. You can increase the period of concentration to two hours at each sitting. In summer, it is rather irksome and difficult due to perspiration, two sittings during summer will suffice. Winter is very favourable for meditations. Winter and Spring are good for beginners. In winter the mind is not tired at all. The period for meditations should be increased gradually with caution. It should not be by fits and starts. It should be well regulated and steady, stage by stage and step by step. Do not allow any break in practice or sadhana.

To start with meditation, the period should be one hour in the morning and evening each, which periods be increased gradually. Keep your deity in your mind all the time. Forgetfulness of God is genuine death. It is real suicide. It is Atmadroha. This is the highest sin.

### POSTURES IN MEDITATION

Those who meditate for four or five hours at stretch and the beginners for one hour or so can have two Asanas either Padma and Vaira or Siddha and Vajra in the beginning. Sometimes the blood accumulates in the part of legs or thighs and give a little trouble. After two hours, change the Asana from Padma or Siddha Asana to Vajrasana or stretch the legs at full length. Lean against a wall or a pillow. Keep the spine erect. This is most comfortable Asana. Join two chairs, sit in one chair and stretch the legs on another chair. This is another contrivance.

The beginners should sit in Padmasana in a solitary room. Close your eyes. Meditate on the effulgence in the Sun, splendour in the Moon, glory in the stars, beauty in the sky!

### SADHANA FOR GRIHASTI

A householder can do meditation or Sadhana provided one has yogic tendencies and spiritual tendencies or inclination in a solitary and quiet room in his own house or any solitary place on the banks of any holy river, during holidays or through out the year if one is retired from service. You

being a householder can not sever your connections with your family people. Sudden severance from worldly ties and possessions will give you intense mental agony and induce shock on your family people. Stay for a week or a month in seclusion to start with and gradually prolong the period to avoid pangs of separation.

Greed, desires and hopes be flushed out from Sadhaka to avoid restless and turbulence. He should not have many possessions. Keep essential articles. Avoid correspondence during seclusion.

Serenity, eradication of Vasana and cravings are must. Without Brahmacharya no iota of spiritual progress is possible.

You should have perfect control over the body through regular practice of Asanas before taking up serious and constant meditation. Mind and body are interlinked together. Keep body, neck, head and spinal cord erect, the Kundalini will rise up steadily.

You should steadily direct your gaze towards the tip of your nose (Nasikagra Drishti). The other gaze is between two eyebrows (Ajna Chakra) known as Bhrumadhya Drishti with closed, eyes, open eyes may produce headache. Practicing on the tip of the nose, you will experience Divya Gandha (Divine fragrance) whereas Divya Jyoti (Divine light) is experienced between Ajna chakra. This is a way of push and encouragement in your spiritual path. Do not stop sadhana. Sadhakas who meditate on Lord SHIVA concentrate on Ajna chakra.

So in the end, we provide a gist. Make sincere efforts, meditate regularly without a break in a systematic way. Retire into a solitary room, close your eyes, have deep silent meditation. Feel HIS presence. Repeat his name OM, Allaha, Wahe Guru, lord etc. with fervour, joy and Love. Fill your hearts with Prema. Destroy the Sankalpas, thoughts, whims, fancies, and desires when they arise in mind and mix with your lord. Now Nishtha, meditation, will become deep and intense. Do not open your eyes. Do not stir from your seat. Dive deep into the recesses of the heart. Dive into the

shining Atman. Drink the nectar of Immortality. Enjoy the silence even you are in a crowd. Then Rejoice, rejoice ! Peace ! Silence ; Glory !

### LORD SHIVA BHAKTI

SHIVA means that which is eternally happy or auspicious, Parma—Mangla. OM and SHIVA are one. Siva manifests in Gayatri Mantra, Agni and the Sun. when you repeat Gayatri and when you worship Agni and the Sun, you should meditate on Lord Siva.

“OM NAMAḤ SIVAYA” are known as Panchakshara. Japa of Panchakshara and meditation of Lord Siva should be particularly done in the Paradosha kala or just before Sun set. The Paradosha on 13th tithi after a full Moon or a New Moon (in Shukal or Krishna Paksh) day, is Known as Mahaparadosha. Devotees of Lord Siva observe fast on Mahaparadosha days.

A dovotee of Lord Shiva should apply Vibhuti to his forehead and body. He should wear a Rudraksha mala and Worship Shivalinga with leaves of Bilva tree. Rudraksha Mala represents a third eye on the forehead of Lord Siva. Bilva leaves are regarded to be one of the Five abodes of Lakshmi or the Goddess of Wealth.

### SHIVA LINGA

The popular belief is that Shiva Linga represents the generative emblem or a sex mark. It is not only a serious mistake but also a grave blunder.

Linga means ‘mark’ in Sanskrit. It is a symbol which points to an inference and is a symbol of Lord Siva. When you look at Linga you mind is at once elevated to think of Lord Siva. So it is a “SHIVA MARK”.

There are mysterious powers or indescribable Sakti in the Linga, to induce concentration of mind, to attain one-pointedness. That is the reasons why an ancient Rishis and seers of India have prescribed Linga for being installed in the temples of Lord Siva.

Siva Linga speaks to you in the Unmistakable language of silence. “I am one without a second, I am formless.” Pure, pious souls can understand this language.

A Siva Linga consists of three parts, the lowest of which is the Brahma—Pitha, the middle one, the Vishnu Pitha and the uppermost one, the Siva Pitha.

There are twelve Jyotir lingas in India which are Kedar-nath, Kasi, Visvanath, Somanath, Baijnath, Ramesvaram, Ghusnesvar, Bhimasankar, Mahakala, Mallikarjuna, Amalavar, Nagesvar and Tryambakesvar. The Five Pancha Bhuta Lingas are Kalahastisvar, Jambukesvar, Arunachalesvar, Ekambareswar, of Kanjivaram and Natraja of Chidambaram. The temple of Lord Mahalinga at Tiruvidaimarudur known also as Madhyarjuna is regarded as the great SIVA temple of South India.

Quartz Shiva Linga is known as Spatika—Linga, used for worship of Lord Shiva and For Aradhana. It has no colour of its own, but takes on the colour of the substances which come in contact with it. It represents the Nirguna Brahman or the attributeless supreme self or formless and attributeless Lord Shiva.

For a sincere devotee, the linga is not a block of stone. It is all radiant Tejas or Chaitanya. The linga talks to him, makes him shed profuse tears, produces horripilation and melting of heart, raises him above body-consciousness and helps to commune with the Lord and attain Nirvikalpa Samadhi. Lord Rama worshipped Shiva Linga at Ramesvaram. Ravana, the learned scholar, worshipped the golden Linga. What a lot of mystic Sakti there should be in the Linga ?

There are many mantras for the worship of Shiva Linga, but we provide only two for the benefits of Sadhakas :—

1. महादेवं महात्मानं महाध्यानपरायणम् ।  
महापापहरं देवं मकाराय नमो नमः ॥
2. यत्र यत्र स्थितो देवः सर्वव्यापी महेश्वरः ।  
यो गुरुः सर्वदेवानां यकाराय नमो नमः ॥

### HOW TO WORSHIP LORD SHIVA

Worship or Pooja of Lord Shiva can be made through Saguna and Nirguna forms. Saguna meditation is made on

object, picture or Murti from half to two hours only in the Trikuti. See and feel that the Lord is present in every object of the Universe. When you meditate, mentally repeat the Mantra "Om Namah Shivaye", think of the attributes of the Deity such as Omnipresence, Omnipotence and Omniscience. You will have darshan of your Ishat in a year or two. Move the mind on every part of Murti and meditate. Keep Him in your heart or in Trikuti-By Constant practice, you will ultimately be established in meditation and have unions with Lord Siva.

In Nirguna Meditation, you meditate Lord Shiva as the Supreme Brahman without form, attributeless, eternal infinite, Meditate on HIM as the Suddha, Satchidananda, Vyapaka Atman; Nitya, Suddha, Siddh, Buddha, Mukta, etc. Now identify yourself with this transcendental Svarupa of Shiva. Feel that you are Chitanya, Akhanda, Paripurna, Ekasara, Santa Unchanging Existence.

During this Sadhana or Meditation, every atom, every molecule, every nerve, Vein, artery, should powerfully vibrate with these ideas. Lip repetition of "Sivoham" will not produce much benefit. It should be through head, heart and soul. This feeling should be kept up continuously. Negate the body idea while repeating "Sivoham" mentally.

Meditate on the above ideas constantly with Zeal and enthusiasm doing constant efforts. Repeat mentally the above ideas incessantly. You will realise.

The above are the practical views and methods of SRI SWAMI SIVANANDA of the Divine Life Society Tehri Garwal (U.P.) through which your author has been benefitted to the maximum.

He further states that one should have special puja on Mondays and Pradosha (thirteenth day of every fortnight-Trayodasi) days. These days and Shivaratri (in the month of February-March) are very sacred for Lord Shiva. Celebrate the Shivaratri on a grand scale Fast the whole day, Have Trikala puja, Special Abhisheka, Eka-dasa-rudri-japa, Sahasrarchan, Vigile in the night, study of hymns of Lord Shiva, Shivapurana, hearing discourses on the Lilas of Lord

Shiva. After puja on the next day, break your fast with Abhisheka water. Offer sacred food offerings and partake of the Divine Prasad. You will have great mental peace, and spiritual advancement. Never miss this opportunity. *Daily worship is a sure remedy for all ills.* You will never suffer from poverty. Start puja right from this day onwards.

### SHAKTI YOGA

The power or active aspect of the immanent God is Sakti. Sakti is the embodiment of power. She is the supportor of the vast universe. She is the supreme power by which the world is upheld. She is the Universal Mother. She is Durga, Kali, Chandī, Chamundi, Tripurasundari, Rajeshwari, Radha, Durga, Lakshmi, Saraswati and Savitri are the five primary forms of Prakriti or Devi. This is no difference between God and His Sakti. Durga destroyed Madhu and Kaitabha through Vishnu. As Maha Lakshmi, She destroyed the Asura Mahisha and as Saraswati She destroyed Sumbha and Nisumbha with their companions Dhumralochana, Chanda, Munda and Raktabija.

He who worships Sakti, that is, God in Mother form, as the supreme power which creates, sustains, and withdraws the Universe, is a Sakti. All women are forms of the Divine Mother.

No one can free himself from the thralldom of mind and matter without Mother's grace. The fetters of Maya are too hard to break. If you worship Her as the great Mother, you can very easily go beyond Prakariti through Her benign grace and blessings. She will remove all obstacles in the path and lead you safely into the illimitable domain of eternal bliss and make you free. When she is pleased and bestows Her blessings on you, then alone you can free yourself from the bondage of this formidable Samsara.

The Supreme Lord is represented as Shiva and His power is represented as his consort, Shakti or Durga or Kali. So puja, meditation of both of them simultaneously is a must. Absence of one will lead to incomplete Sadhana.

The idea of explaining SHIVA-SHAKTI cult is that

without His grace. Mantra siddhi can not be attained. Your author has been graced much.

The Sadhaks who belong to other religions should follow the meditations of their cults positively to gain success in Mantra Siddhi and Shakti.

### WILL POWER

Before taking up any work, meditation, Mantra Shakti, Tantra or Yantra Sadhana, one should have a strong will power which is most essential for success. According to Swami Siva Nanda :—

Now comes another important culture known as “WILL POWER” or “WILL-CULTURE” and if one attains, he will derive immense benefits. Will is Atmabal, is dynamic soul force. Will, if it is rendered pure and irresistible, can work wonders. People talk too much on “Will and mind” but they have not that.

The Will has become impure and weak through Vasanas (desires). When a desire is controlled, it becomes changed into Will. The sexual energy, the muscular energy, anger, etc, all are transmitted into Will Force when they are controlled. *The fewer the desires, the stronger the Will Power.*

To develop Will Power get up at 4 am and sit on Vir asana or Padm asana and meditate on these formulae. Repeat them mentally with feeling.

1. My Will is pure, strong and irresistible. Om Om Om
2. I can do anything through my Will now. Om Om Om
3. I have an invincible Will. Om Om Om

Meditation on the immortal Atman develops the Will. It is the best method. Do not use the Will in wrong directions. Wait for testing till it becomes strong and prue. Will is king of mental powers, is Ichha-Sakti, Prana is Kriya Sakti; intellect is Jnana-Sakti. When Will Power aperates, all the mental powers, such as powers of judgement, power of memory, power of grasping, Power of holding, reasoning power, discriminating power, power of inference, power of reflection etc all these come into play within the twinkling of an eye. They come to aid the Will power and their master.

Be not troubled and anxious if there is any delay in the development of the Will. The Will is bound to carry out all your behests in the long run. You will have to be very careful in the use of Will. It is always advisable to reserve the Will force for the achievement of higher spiritual success. Worldly success is nothing.

The Will-Power can be developed through attention, power of endurance, overcoming endurance, dislikes and irritations, fortitude in sufferings, Panchagni Tapas before five fires, fasting, standing in cold water, patience, command of temper, forbearance, clemency, mental power of endurance, power of resistance etc. All there play a long part in developing the Will Power.

Practice of concentration is of great help to strengthen the Will. You know the habits your heart. Its wander lust, how it wanders and it operates. You must know easy and effective methods to control the same. There is no hard and fast rule, your practice of concentration can help and do it. Destruction of desires and control of Indriyas are the essential steps for the control of mind to get success. "All desires should be abandoned without reserve" Says Lord Krishna. Then you will be successful in practice of concentration, meditation, Will culture, memory culture and thought culture.

With all the above practices you can do the Sadhana of Mantras to attain Mantra Shakti.

## CONCENTRATION AND SADHANA

In the modern books available in the market, hardly any author has provided method of meditation, concentration and Sadhana due to which the Sadhaka or reader is baffled how to do ? We provide this important aspect in detail.

Faith, or Dharana is the intense and perfect concentration of the mind upon which some interior or exterior object or sound like Anahata sounds (Mystic sounds heard by Yogis), or any abstract idea, accompanied by complete abstraction (Pratyahara) from everything pertaining to the external universe or the world of senses affects.



**METHOD :—** Sit in Padma or Siddha Asana. Practice Yoni Mudra by closing the ears with the thumbs. Hear the internal sound through the right ear. The sound which you hear will make you deaf to all external sounds. Hearing overcome all obstacles, you will enter Turiya State within 15 days. In the beginning of your practice, you will hear many loud sounds. They gradually increase in pitch and are heard more and more subtly, try to distinguish sounds more and more subtle. You may change your concentration from the subtle to the gross, but should not allow your mind to be diverted from them towards other objects.

The mind hearing at first concentrated itself on any one sound fixes firmly to that and is absorbed in it. The mind becoming insensible to the external impressions, becomes one with the sound and then becomes rapidly absorbed in Chidakasa. Being indifferent to all objects, and having controlled the passions, you should by continual practice, concentrate your attention upon the sound which destroys the mind and concentrate on the sound and becomes unconscious of all things.

It serves the purpose of a snare for controlling the dear Chita. The sound proceeding from Pranava, which is Brahman, is of the nature of effulgence; the mind becomes absorbed in it; that is the supreme seat of Vishnu, God etc. The mind so exists so long as there is sound but with its cessation, there is the state termed Turiya. So you will become like one dead. So in this state the spiritual sight becomes fixed without any object to be seen, when the Prana becomes still without any effort, and when Chitta becomes firm without any support, you become a Brahman. This is the state when you have to recite your Mantra to attain Siddhi.

### TRATAKA OR GAZING

Trataka is steady gazing. Write the word OM or any other key word of your religion in black on the wall. Sit in front of it. Concentrate on it with open eyes till tears come in the eyes. Then close the eyes. Visualise the picture of OM or your key word. Then open the eyes and again gaze till

Lachrymation manifests. Gradually increase the period. Trataka steadies the wandering mind and removes tossing of mind (Vikshepa). You may gaze at a big black dot on the wall or on a white paper fixed on the wall. This is your concentration centre.

Also you can do Trataka on any picture of your Lord, either of Krishna, SHIVA Christ, Guru Nanak, Budha, Macca, Madina places etc hang it on wall, sit in the chair and gaze at the picture.

The mind can also be rendered steady by doing Mansik Pooja, by thinking the attributes of your Lord.

Practice Trataka for one minute on the first day and increase it gradually to one hour regularly with ease and comfort. Recite your Mantra during Trataka. From Trataka pass on to meditation through way of concentration. Be regular and systematic in your Sadhana. Trataka removes many eye diseases and ultimately brings in Siddhis.

By this way you can gain power of your Mantra, it is Mantra Shakti.

Samadhi is possible by the practice of concentration and meditation with light diet. Meditate for 2 or 3 hours. If you get tired, take rest for half an hour. Take a cup of milk and then again sit for meditation. Repeat the process of meditation again and again. Do not allow the mind to entertain any worldly thoughts even for a few minutes during your Sadhana.

Mantra Siddhi is most important, Super and best than Tantra and Yantra. You can feel the results yourself. Concentrate, meditate and attain Siddhi.

### LIGHTS IN MEDITATION

Various kinds of lights manifest during meditation. In the beginning, a bright white light, the size of a pin's point will appear in the forehead in the Trikuti. Trikuti is the space between the two eyebrows, which corresponds tentatively to the Ajna Chakra of the astral body. Ajna Chakra is the spiritual centre between eyebrows. You will notice, when the eyes are closed, different coloured lights, white,

yellow, red, smokey, blue, green, mixed lights, flashes like lightning, like fire, burning char coal, fire flies, Moon, Sun, Stars. These lights appear in the mental space, Chidakasa. These all are Tanmatric Lights. Each Tanmatra has its own specific colour. Prithvi (earth) Tanmatra has a Yellow coloured lights; Agni (Fire) Tanmatra has a Red coloured light; Vayu (Wind) Tanmatra has a smokey light; Akasa (SKY) Tanmatra has a blue light. Yellow and White lights are commonly seen. Red and Blue lights are rarely noticeable. Frequently there is a combination of White and Yellow lights.

In the beginning small balls of white light float about before the mind's eye. When you first observe this, be assured that the mind is becoming more steady and that you are progressing in concentration.

After some months, the size of the light will increase and you will see a full blaze of White light, bigger than the Sun. In the beginning these lights are not steady. They come and disappear suddenly. They flash out from above the fore head and from the sides. They cause peculiar sensations of extreme joy and happiness and there is an intense desire for a vision of these lights.

When you have practice of meditation steady and systematic for two to three hours in the morning, and two to three hours at night, these lights appear more frequently and remain steady for a long time. The vision of lights is a great encouragement in Sadhana. It impels you to stick steady to the meditation. It also gives you a strong faith in super physical matters.

The appearance of the lights denote that you are transcending the physical consciousness. You are in a Semi Conscious state when the light appears. You must NOT shake the body when you experience such lights. You must be perfectly steady in the Asana or the state in which these lights manifest. You must breathe very slowly.

Sometimes during meditation you will see a brilliant dazzling light. You will find it difficult to gaze on this light. You will be compelled to withdraw your mental vision from this light. This dazzling light is the light emanating from the

Sushumna (The Yogic nerve through which Kundalini passes) in the heart.

### DAZZLING LIGHTS

Sometimes, during meditation, you will get very powerful dazzling lights, bigger than the Sun. They are White. In the beginning they come and fade away quickly. Later on, they are steady, they become fixed for 10 or 15 minutes or half an hour according to the strength and degree of concentration. The light is so powerful and dazzling sometimes, that you have to withdraw yourself from looking at it and break the meditation. By constant practice, the mind is engaged in concentration will be used to it, and fear will Vanish. Concentrate on the Trikuti rather than top of head as it is easy. Be steady, do not make changes.

Sometimes you will feel an invisible help, possibly from your Ishta Devata or Lord when you are in trouble. The invisible power assists you. You will have to mark these changes carefully.

### WARNING

Do not waste your time in looking at these visions. This is only a curiosity. These are all encouragements to convince you of the existence of superphysical, metaphysical realities and the solid existence of God. Drive these pictures. Fix yourself on the goal. Advance. Proceed seriously and energetically.

### ADVANCE STAGE OF LIGHTS

Sometimes, during meditation, you will see much advanced lights and objects than above. You will see an infinite blue sky, ethereal space. You will see yourself in the blue space as a black dot. Your form will appear in the centre of light sometimes. Sometimes, you will notice highly vibratory, rotating particles in the light. You will see physical forms, human forms, children, women, adult, males, Rishis with beards etc.

These forms are of two types (1) Lustrous forms of Devatas (2) Physical forms. You will see your Ishta Devata or tutelary deity (guiding Devata) or your Lord in handsome

dress and with various, valuable ornaments, flowers, garlands, with four or many hands and weapons. Saddhus, Rishis etc. appear to encourage you. You will find a huge collection of Devatas and celestial ladies with various musical instruments in their hands etc. You will see beautiful flower gardens, fine Palatial buildings, rivers, mountains, golden temples, sceneries so lovely and picturesque as can not be adequately described in Tejomaya forms.

### PERSONAL EXPERIENCES

Your author experiences the former type of lights of various colours, during meditation, while sitting in the office and sometimes caught unaware in any state particularly in pensive mood just to show the way. Your author has felt these lights quite soothing, the mind becomes joyful, intense and at peace.

These lights appear as a dot, expand and forms the shape of Jyoti of a deepak (Light emanating from burning Jyoti).

Once so far when your author was engrossed in deep meditation in the house when all the family members were away, there was such a dazzling light in the dark room that everything lit in the celestial light, which frightened in the first stage and then immediately controlling the mind enjoyed the situation peacefully.

So is the Sadhana Shakti. If carried out with faith you can achieve marvellous results, get siddhi and then can be benefited for yourself and to the mankind.

### PLACES FOR SADHANA

All the places have some advantages and disadvantages. You should select that place which has more advantages and less disadvantages.

1. Keep one fixed place. You must not shift.
2. Place should be cool, well ventilated.
3. Open places, river banks are best.
4. The place should be solitary.
5. For Mantras Siddhi it is stated that a cremation ground the banks of Ganges river where there is a Peepal tree

and SHIVA LINGA is installed is the best place.

6. Pilgrimage places of all religions, banks of rivers, Canals, etc., Caves, top of mountains, Sea Shore where rivers meet are the best places for Sadhana.
7. Jungle where you get dead silence, Garden and Peepal tree.
8. A room in your house which is near, well ventilated and is seperated from the house, where you are not disturbed is also a good place.
9. In case you find a place in Cow Sthan (Gauv Shala), temple, or a temple near cremation ground is too a right place.
10. Sadhana should not be performed at places where there is fear from wild animals or otherwise any fear, place is dirty, where there is odour, bad smell, noise, or where you do not find peace of mind.
11. Samagri (Essential items for Mantra Shakti) should not be borrowed.
12. Fixed Quantity of Japa be performed daily without any interruption and at the same fixed time. Use Asana during Sadhana.
13. Take bath before start. In case you do not feel comfortable take bath at one time and wash your face, hands and feet at the other time.
14. One should sleep preferably on the ground if possible.
15. The Japa be started in Shukal Paksha. All the essential articles be arranged before hand to avoid any inconvenience and interruption.

The best period for Sadhana is from 13th April to 15th May, 15th July to 16th August, 15th September to 16th October, 16th October to 12th March.

16. Before one day of the start of Sadhana, one must keep a fast.
17. Do not use any kind of intoxicant to keep you awake.
18. Havan or Homa be performed before starting Japa daily.
19. The place of your worship be safeguarded through Lakshaman Rekha which is explained in latter pages.

20. At the end of the Japa, homa be performed. Learned pandits, brahmins, Sadhus or Saints be invited for lunch according to one's capacity.

### MANTRA SHAKTI

In this world two types of works are being done. Firstly those which can be analysed, measured, weighed, can be seen, or the results of which are visible. Secondly which are performed through faith, the results of which can not be analysed, measured, weighed, seen but are felt. Mantra Shakti comes under the second part. The force of Mantra can be only felt. We have to believe our Rishis. The persons who do not believe can not be satisfied unless they feel themselves. Everybody can not know everything.

Japa be performed with due faith and all rituals, then it is fruitful. You must have complete faith in Mantra you are reciting and must know its meaning. Do the things as per prescribed methods. You will experience sensation and vibrations during or at the end of Japa, this is a sufficient proof to believe. Mantra requires faith. Japa, hard work as per laid dictums to realise the desired objects and vibrations.

You use many things during Japa like Samagri, oil, iron, copper, gold etc. The idea of using all things is to appease the deity connected with the Mantra. You may have to do various types of Asanas, Homa, change the direction of your Japa etc, these all bindings are to be observed for fruitful results.

All names of God are Maha Mantra irrespective of religion, and these names constitute Mantras. Maha Mantra is free from all restrictions whereas a Mantra is not. But name of God should not be used for Mantra purposes, it will not give the desired results because this is not the correct way to use it. The people who know this specific difference between name and Mantra take care to its use. In the universe or space all Shaktis means deities are part of God, so they can not be addressed with name of God.

You can meditate HIS NAME at any place in any form but not the Mantra. You can use OM freely but you have to recite Gayatri Mantra with all sanctions.

### WHY MANTRAS ARE KEPT SECRET?

In this material world people at large are of destructive mind, selfish and do the acts through which they can gain, may others suffers, so if the Mantras are not kept secret, others may adopt it and misuse. So Mantras are to be kept secret.

If at the time of Japa someone is sitting by your side, then recite the mantra in a upansuor mansic way. If you want to recite the mantra in a Vachnik way, you should find a lovely place where you are alone. These terms are explained as under :—

**UPANSU JAPA** :— It is the method where Japa is done very slowly so that nobody can hear it. Only lip movement should be there.

**MANSIC JAPA** :— The Japa carried out only in the heart without any sound or lip movements.

**VACHNIK JAPA** :— In this method you can recite the mantra in a low, medium or high tone of your sound.

You can recite HIS NAME "OM" etc. in a Vachnik way but mantras are to be recited in this way only when you are alone at a secluded place.

In case the mantra is recited loudly in the presence of others, the people will not think the importance of the mantra but will try to adopt it which may be harmful as they will not do Japa as per canons, rules and regulations. Then the faith of people over mantra will go. You can escape from the criticism of the people by keeping it secret. So you can save the people, yourself and purity of mantra by keeping it as secret. These mantras are adopted and recited purely on faith. When people adopt it and are not benefitted then they start talking that there is nothing irrelevant in words contained in mantra.

Look! a vaid or doctor will give you the medicine, he will not tell you the name of the medicine, because sometimes a



good powerful medicine does not suit the patient and then if a patient knows the name of medicine his faith in that medicine will not remain. Exactly this is the conditions with mantra.

On the other hand, there is one drawback in keeping the mantras as secret. People have kept it so secret that the original texts even have been or are being lost with the death of the Sadhaka. These mantras should be kept secret upto the point, they are not misused. But the people who have inclination in this direction, they should be told the mantras and guided for the benefit of others.

### WHY SIDDHI OF MANTRA FAILS ?

It is observed at times that one does not get siddhi of mantras inspite of the facts that all rules, regulations and cannons as laid down are observed precisely and carefully. Let us analyse the reasons for the same. Such things results in that Sadhaka and others loose faith in the Mantras and their Shaktis and sometimes they leave the practice.

There are two main reasons, first is that inspite of the facts that all rules are observed, even Sadhaka does not have complete faith in Mantra and Shakti. In absence of such circumstances you miss the goal.

Second point is selection of right Mantra for right work for right deity. Mantra should be pure in language and incorrect language should not be recited, which leads to the failures.

When there is any discrepancy in the performance of method, it indicates failures. Methods should be perfect and complete and as per directions.

The Japa should be performed with complete Samagri (articles), place, method, Homa and faith. The Samagri should be procured or purchased through fair methods and money acquired through fair means. No Samagri be purchased through unfair means. This will lead to failure in results.

In case you have complete faith in Mantra that can overcome the above shortcomings. May it delay the Siddhi.

The selection of place of worship be made carefully this will also affect adversely if place is not proper.

You must remain satwic during the period of sadhana this will also affect. It is must.

Before starting Sadhana you must be well acquainted with all cannons and rules, without which Sadhana should not be started. You should not overlook the importance of this aspect.

In attaining siddhi, if there is some hitch or obstacle, the root cause of which be investigated and corrected. Sometime such obstacles start through ignorance, because human is to err. One should perform the work with full respect and faith.

The persons who talk against Mantra Shakti be avoided, wheras Sadhaka should have full faith and respect in Mantras.

### TIME FOR START

Everywork is to be started at auspicious moment and mahurta be checked carefully. Day, Tithi, month, Pakash, Yog etc, all these carry a big bearing for the successful completion of the Sadhana.

One day before the start, sadhaka should keep a fast and in the evening one should recite this mantra thrice.

**OM Chele Chele Paiaye**, and one should sleep on the ground. If in your dream you see auspicious things like elephant, ox, beads, sea, snake, tree, mountain horse, gold or pig indicate success in your work.

The work should not be started during :—

1. The months of Jestha, Asar, Bhadrapad or Posh.
2. Tuesday and Saturday be avoided.
3. Partipat, Chaturdasi, Sasthi, Ashtami, Naumi. Trayodasi, Chaturdasi and Amavas tithies of Krishan Pakash are inauspicious. Poornima may also be avoided.
4. When there is thunderstorm, earthquake or any natural clamity, the day be avoided.
5. Evening time be avoided.

6. Sashti, Saptami and Dwadasi tithies of Shukal Pakash are not auspicious.
7. Bharni, Krittika, Aridra, Ashlesha, Jyestha, Sharavana, Dhanishta nakshatras are to be avoided.

The following are auspicious periods for starting Sadhana :—

- (i) Months of Phalgun and Chaitra are good and best for starting Sadhana.
- (ii) All Mantras of Lord SHIVA be started on Dooj (2nd), Panchami, Sashti and Taryodasi tithies of Shukal Pakash. They can also be started in Aridra and Krittika nakshatras and auspicious lagnas are Aries, Cancer, Libra and Capricorn.
- (iii) The Sadhana be started during yoga of Priti, Ayushaman Saubhagya, Saubhana, Dhriti, Vriddhi, Dhrura, Siddhi, Shukla, Variyana, Vaira, Shoola, Brahma and Indra.
- (iv) Other Mantras can be started during Gemini, Virgo, Sagittarius and Pisces lagnas.
- (v) The Mantras regarding wealth and for realization of God including for liberation be started during Krishna Paksha.
- (vi) Malefic planets in the 3rd, 6th and 11th houses from Lagna and benefics in 4th, 7th, 5th, 9th and 10th are good.
- (vii) When a planet is retrograde, this work should not be started.
- (viii) The Sadhana can be started without the consideration of any day, Tithi, yoga etc at any pilgrimage place. Also on mountains, caves, rivers like Ganges etc.
- (ix) Gaueshala or cowbreeding centre, temple, Jungle, preceptor's house, bank of river, are termed auspicious places.
- (x) During Sun eclipse, this can be started. Vishnu Mantras be avoided during Moon eclipse.

## ROSARY IN SADHANA

In meditation Bead is a must. These are classified for different purposes, the beads in each rosary are different as denoted below, Padam beej, Rudrakash, Shankh (conch), Pearl, gems, gold, silver, root of Kush and Tulsi. All beads should be of equal sizes, free from decay and be not broken. One additional beed of a bigger size than others is put always.

**BEADS :—** For Shiva bhakti and mantra as well as that of Shakti mantra, Bead of Rudrakash is best. Tulsi bead is to be used in meditation of Vishnu. Other beads can be used for other purposes. Padam beej bead is to be used in death, inflicting mantras. Mantras for wealth can be recited with beads of gems, jewels, gold and silver. Rosary should first be cleaned with Ganges water and be treated with Dhup etc and then be used. Red thread normally be used in bead. For wealth there should be 30 beads, Mokash 50, death mantras 15, for general desires 27, Sex Siddhi 54 and for all other purposes 108 beads be in a Rosary.

**METHOD :—** The use of rosary needs a special attention. Many persons do not know how to use the rosary. Check carefully.

Rosary be kept hidden while meditating and should not touch the ground. Rosary is to be used with 3rd finger and thumb. First finger be kept seperate. When one round of bead is completed, it should be rotated. Counting of mantras can be done in any convenient way to the Sadhaka.

Asans used for meditation should be preferably of deer skin, this is treated most auspicious. Tiger skin can also be used. In case you use Leather asana, a cloth be spread over it.

**HOW TO PURIFY THE ROSAY :—** Before you start meditation or Sadhana, the rosary must be purified. On the day, you have selected to start sadhana, get up early in the morning before Sun rise, take bath and rosary be well washed in milk of cow, after that rosary be washed in Holy Ganges water. Then the rosary be put in the smoke of dhoop and

after reciting beej mantra 11 times over the rosary, it should be used for Sadhana.

### KNOW YOUR MANTRA

The other day, the author was discussing importance and use of mantra with a Arya Samajist learned person and we concluded that Sadhaka should know the meaning of mantras one is reciting, otherwise it is useless to recite. Exactly this principal applies to all religions. It is no use to crammer a mantra without knowing its meanings.

Similarly here it is of utmost importance. Mantras can broadly be divided in two parts. One is religious or Vedic Mantras and others are Tantric Mantras. Vedic Mantras are explained in terms of language and grammer, whereas Tantric Mantras are described too in above terms but the main idea of such mantras are Sarup, Beej and Aarth. Beej words are inserted either in the beginning, middle or end of such mantra. Also there are many specific words (Samput) for different occasions which are used or inserted in the Tantrik Mantras, the meaning and use of the same should well be understood by the Sadhaka.

You should understand the mantra which you are using. Its meaning and use should be clear to you, then only you can be benefitted, otherwise simply reciting the mantra arbitrarily will not serve any purpose. For example if a man recites Gayatri Mantra or Mohammdan recites Kalma and does not know the meaning, how can one be benefitted? If you know the meaning, your heart will act and think in the direction of meaning and the mantra and will be more effective. And if you are reciting without knowing the meaning, your lip will recite the mantra whereas your heart will wander with lustrious views and Japa will not be so effective and fruitful. The right meaning of each mantra should be found out and understood. The meanings should not be twisted to suit the one's desires and objects. One mantra can be attributed to more deities and mantra be used accordingly.

So it is quite imperative that one should know the meaning of mantra before use.

## CONSTRUCTIVE USE OF MANTRAS

Mantra Shakti is very powerful. Our Rishies descended its use to us for the benefits of mankind, weakers and persons in trouble. But the persons who have Mantra Shakti have started misuse of that.

None of the thing, may be Shakti is neither good or bad but its use makes it so. If we use for good purposes it is good otherwise it is bad. Like that Mantra Shakti was used to kill beasts and Asuras by Rishies in jungles to protect themselves through *Maran Mantras* known as killing mantras but is now being used for self hatreded and to kill enemies. The *Vashi Karan* mantras were used to bring about bad people to good company and to bring them under good influences, the Asuras etc but is now being used for sex purposes and to bring opposite sex under one's control. By the use of *Uchatan Mantras*, traitors and the persons acting against the country were driven off but now it is being used to create hatreded in families causing enmity between persons. Through *Akarshan Mantras*, the people who had enmity within them were brought together but now these mantras are used for the fulfilment of nefarious desires.

So due to destructive and wrong use of Mantra Shakti, and by its abusive use it has become ill famed only on this account, otherwise this is a powerful media for doing good to the mankind.

The worst use of Mantra Shakti is to do bad deeds for others for their downfall etc and to use for the fulfilment of the vice desires. It is a Sin to use this Shakti for wrong purposes.

Egoism makes the man blind and it is created by the wrong use of Shakti Mantras. When we create troubles for others, do acts to satisfy our vices, sex, or the like desires, we use the Mantra Shakti in a destructive way. Such acts make a Sadhaka sinful. So long and so forth, one has a strong will power and use the Mantra Shakti in wrong way, it will do work but by the passage of time, and as the age advances, health is affected, will power too becomes weak

then the Shakti prevails upon the Sadhaka and one is subjected to many troubles.

For an example, we want one particular thing, through Mantra Shakti, we get it as it is brought to us from other place where it was to be used as per natural law. By this way we have acted against the law of nature, no doubt we are now benefitted by the use of Mantra Shakti. *But be warned that we have to pay for going against the law of nature in some way or the other. Nature delays but never forgets. So do not misuse Mantra Shakti, use it for constructive and good works.*

It is observed that many Sadhakas by the wrong use of Mantra Shakti had become insane or died. The evil forces during meditation creates troubles for Sadhaka. If he stands by them through will power, has faith in Mantra, in Preceptor and Devata he succeeds, otherwise evil forces overpower him which leads to insanity or death.

So why to do wrong actions? Keep a faith in your Preceptor, Mantra and Ishat. Do for the good, do the service to the mankind and be benefitted yourself too.

Do your Japa with faith, proper methods, at a fixed place and following all canons. Do not change the Mantras in an arbitrary way unless you have mastered the one already you have taken in hand otherwise you will not be able to master any one and the result will be Zero. So Be WISE, and ACT WISELY.

### SELECTION OF MANTRAS

World is made of five tatavas Air (Vaya), Fire (Agni), Earth (Bhoomi) Sky (Aakash) and Water (Jal). In astrology we have divided the rasis in four elements namely, Airy, Watery, Fiery and Earthy.

Now we provide three methods to check whether the mantra you have chosen suits for Sadhana or not.

**1st Method** :— Hindu Alphabets have been assigned to each tatava which are provided in Table No. I, Sadhaka should check the first word of his name in a particular tatava. Also find first word of your Mantra, check the tatava. If both

tatavas are same, the mantra will be beneficial to adopt in meditation, otherwise check the relations between Tatavas if friendly then even you can adopt, otherwise not.

**TABLE-I**

Tatava	Prithivi	Jal	Agni	Vayu	Aakash
Varan	उ ऊ औ ग ज ड न ब ल छ	ऋ ऋ ओ घ ऋ ढ घ भ व स	इ ई ऐ ख छ ठ थ फ र क्ष	अ आ ए क च ट त प य ष	ल लृ अं ड त्र ण न म श ह
Friends	Aakash, Jal	Aakash, Prithivi	Aakash, Vayu	Aakash, Agni	All the Four
Enemy	Vayu	Agni	Jal	Prithivi	—

**IInd Method** :— Check your Janam rasi according to your horoscope then find sign as per table II. Check also first word of your Mantra and check in which sign it falls. Then from the sign of your Janam rasi, count the sign of Mantra. If this sign is 1, 5 and 9 it is then auspicious, 2, 6 and 10 signs are medium, 3, 7, 11 signs are friendly and 4, 8, 12 signs are enemy and mantra be not adopted. Mantra of Vishnu in 6th and 4th is bad and be not adopted for Shakti. Mantra for favourable signs be adopted.



TABLE-II

Rasi	Nakshatra	Pad	Words For		Type of Nakshatra	Mantra Results as per Rasi.
			Nakshatra	Mantra		
1. Aries (Mesha)	1. Aswini	4	बु चो ल	अ आ	Deva Manush Rakshak	Such Mantras Promotes Mantra Siddhi.
	2. Bharni	4	लि तु ले लो	इ ई		
	3. Krittika	1	आ			
2. Taurus (Varisbha)	Krittika	3	इ उ ए	ऊ उ ऋ	Rakshak Manush Deva	For Increase in Wealth.
	4. Rohini	4	औ(बव)वीबु			
	5. Mrigasira	2	वे वी			
3. Gemini (Mithun)	Mrigasira	2	क कि	ऋ लँ लृ	Deva Manush Deva	Welfare of brothers.
	6. Aridra	4	कु घ ङ छ			
	7. Punarvasu	3	के को ह			
4. Cancer (Karak)	Punarvasu	1	हि	ए ऐ	Deva Deva Rakshak	Relations with family and friends. Conveyance and Property.
	8. Pushya	4	हू है हो ड			
	9. Ashlesha	4	डि डु डे डी			

5. Leo (Simha)	10. Magha	4 4 1	म मि मु मे मो ट टि डु के	ओ औ	Rakshak Manush Manush	For acquisition and Welfare of children
	11. Poorva Phalguni					
	12. Uttra Phalguni					
6. Virgo (Kanya)	Uttra Phalguni	3 4 2	दो प पि पु ख ण ठ पे पो	अं अ श ष स ह ल क्ष	Manush Deva Rakshak	For over powering and loss of opponents and enemies.
	13. Hast					
	14. Chitra					
7. Libra (Tula)	Chitra	2 4 3	र री रु रे रो त ति तू ते	क ख ग घ ङ	Rakshak Deva Rakshak	For Welfare of Wife and Family
	15. Swati					
	16. Vaisakha					
8. Scorpio (Varischak)	Vaisakha	1 4 4	तो न नी नु ने नो य यी यु	च छ ज झ ञ	Rakshak Deva Rakshak	For death
	17. Anuradha					
	18. Jyeshtha					
9. Sagittarius (Dhan)	Moola	4 4 1	ये यो भ भी भु घ फ ड भे	ट ठ ड ण	Rakshak Manush Manush	For religion and religious views
	20. Punarvasu					
	21. Uttra Shada					

	Ultra Shada	3	मौज जि (जु जे) जो खी बु खे खो ग गी	त थ द घ न	Manush Deva Rakshak	For uplift of profession, income and prosperity.
10. Capricorn (Makar)	22. Saravana 23. Dhanishta	4 2				
11. Aquarius (Kumbh)	Dhanishta 24. Sat bhisha 25. Poorva Bhadra	2 4 3	गु मे गो(सश)सिसु से सो द	प फ म ब म	Rakshak Rakshak Manush	For accumulation of wealth and elder brothers.
12. Pisces (Meena)	Poorva Bhadra 26. Uttra Bhadra 27. Rewati	1 4 4	दी डु थ ऋ त्र दे दो व चि	य ल र व	Manush Manush Deva	For expenditure, Mokash, loss of income, enemies etc.

If Sadhaka does not know his Janam Rasi or Nakshatra, he can check with the first word of his name from the above Table.

**3rd Method :-** Check the nakshatra of Sadhaka or first word of your name, check the type of nakshatra. Types be Compared with first word of your Mantra and compare them from the combinations which are that. Rakshak and Manush are destructive, same type is good, Rakshak and Deva indicates enmity. Deva and Manush give medium results. OR count the nakshatra from Janam nakshatra of yours to nakshatra of Mantra if it falls in 6, 8, 9 or 4th it is auspicious otherwise Malefic, 4- 3rd, 5th and 7th must be avoided.

**Example :—** A Sadhaka has first word of his name as ल, his Janan, rasi is Libra and birth nakshatra Chitra. He wants to recite Kali Vashi Karan Mantra. Let us check whether this Mantra will suit him to adopt or not.' Mantra's, first word starts with ह.

**1st Method :—** ल falls in Prithvi Tatava and ह in Aakash and are in different tatavas but both are friends. Also both words falls in same type of Tatava Rakash. So this Mantra can be taken up by the Sadhaka.

**2nd Method :—** Sadhaka Janam rasi is Libra (Tula) and the 1st word of Mantra falls in Virgo sign. Counting the sign from that of Janam rasi Virgo is 12th sign and is enemy. So not suitable.

**3rd Method :—** Uttra bhadra is nakshatra for the Mantra falls in Manush type whereas Chitra falls in Rakshak. It is destructive.

From the above three methods, two are negative and one is positive, so overall this mantra should not be adopted by the Sadhaka.

If Kali Vashi Karam Mantra is to be used for destructive purposes, it may be adopted but if to be used for good purpose it can not be adopted by the Sadhaka. But the use of mantra is to be restricted for the specific purpose, it should not be mixed. Select another mantra on the subject which is suitable as per above rules and methods.

### BEEJ MANTRA

A seed when sown grows into a fruitful tree, exactly like that Beej Mantra is full of Shakti. There are various Beej Mantras which are an important part of Mantras and each Beej Mantra has its own power and when mixed with Mantra adds extra power to the traits of that Mantra.

Omkar is the basic mantra of the God which further developed into eight parts namely Prithvi (Earth), Jal (water), Vayu (Air), Aakash (Sky), Moon (Heart), Buddhi (Intelligence) Ahankar (Ego, pride) and Agni (Fire).

First of all there are basically three Beej Mantras अ, उ and म् and on this account eight types of Beej Mantras come

into use, they are Guru beej, Shakti beej, Rama beej, Kam beej, Yag beej, Tejo beej, Shanti beej and Raksha beej, which respectively are known as Aeng ऐं, Hareng ह्रीं, Shreeng श्रीं, Kaleeng क्लीं, Karleeng कंलीं, Tareng ट्रीं, Streeng स्त्रीं and Halreeng हलरीं. Individually these are Beej Mantras but when they are connected with others become mantras.

According to the mantras which contain upto nine words are termed as Beej Mantra, ten to twenty words form Mantra and beyond are known as Mala Mantra.

Broadly mantras are divided into three parts as Satwic, Rajsic and Tamsic which respectively indicate Atma uplift, religious and material comforts and death, uchatan, loss of enemies and opponents.

### SADHANA DURING ECLIPSE

During the period of eclipse of Sun and Moon, Sadhaka should not waste even a second because meditation during eclipse period is always very fruitful. During this period, one should do sadhana on the banks of rivers. If one can afford you may stand in the water and do Japa. Do not worry on any account during this period.

This is the most auspicious period for Mantra sadhana. One gets success early if the recitation and meditation is done during this period with full concentration.

### WHO CAN DO SADHANA

In old books containing the instructions for sadhana of various mantras, it is specifically mentioned that some mantras are only to be recited by Brahmins, Kshatriyas, Vaishya and Shudras only. No where it is stipulated that the mantras specified for Brahmins be adopted by Shudras or vice Versa.

The author is definitely in DISAGREEMENT with these directions. In our views every mantra can be adopted or recited by any body of any religion provided one has complete faith and performs the Sadhana with full rituals. He can attain success and can get Siddhi.

### SAMPUT

Samput are the specified words used in a mantra. These can be used in the begining, middle or at the end of a mantra.

The Samput has a great value in Mantra Shakti or in other Mantras and be used carefully.

### USE OF GAYATRI MANTRA

We cite the example showing the use of samput in Gayatri Mantra. Gayatri Mantra is read as below:

ॐ भूर्भुवः स्वः । तत्सवितुर्वरुण्यं भर्गो देवस्य  
धीमहि धियो यो नः प्रचोदयात् ॥

After the word ॐ भूर्भुवः स्वः use the following words as Samput for the specific purposes indicated below and then mantra be recited.

1. ॐ ऐं क्लीं सौ This samput is used for proficiency in words.
2. ॐ श्रीं ह्रीं श्रीं This samput is used for wealth and comforts.
3. ॐ ऐं ह्रीं क्लीं Enemies are destroyed. troubles and worries vanish and native is blessed with joy and happiness through the use of this samput.
4. ॐ श्रीं ह्रीं क्लीं Through the use of this samput, one is blessed with progney and one enjoys sexual bliss.
5. ॐ ह्रीं Through the candid use of this samput, one recovers from diseases.
6. ॐ अं ह्रीं क्लीं This samput when used blesses the Sadhaka with protection from all evil forces. His hopes and wishes are realised.

Like the above you can use specified Samput with other Mantras for early siddhi and results.

In English we can pronounce the above samput like as:—

1. Om aeeng Kaleeng soo.
2. Om shareeng Hereeng shareeng.
3. Om aeeng Hareeng Kaleeng.
4. Om Shareeng Hareeng Kaleeng.
5. Om Hareeng.
6. Om aeeng. Hareeng Kaleeng.

**GAYATRI MANTRA :—** Om bhur bhava soha tat savetur  
Vareneyam bargo devasyaha dhi mahi dayo yona parachod-  
yat.

### HOMA AND GAYATRI

Recitation of Gayatri Mantra with Samput is very useful. Homa be performed daily with these Mantras. Specific samputs be used for seperate purposes. And for the same, purposes the following articles be used in Homa.

1. For gain of wealth use fresh flowers of Jui or Red Kamal. Also you can use samdhas (Portion of wood use in Homa for Agni) of Bilwa tree, its leaves, flowers, fruit or its root with ghee in Homa.
2. Samdhas of Shami, Bilwa or Visheshar Aak or their flowers with ghee be used in Homa for acquisition of Gold, wealth etc.
3. Dip the leaves of Bale in ghee and use in Homa. This makes the Sadhaka wealthy.
4. Round balls of Gugal be used in Homa with ghee to be a fortunate. It is tested.
5. One is blessed with wealth and prosperity when Til and barley are used with ghee in Homa.
6. Homa with Mahamritanje Mantra or pieces of Gilo dipped in milk be used with ghee in Homa for recovery from diseases and untimely death.
7. The Sadhaka or others recover from fever if Homa is performed with mango leaves dipped in ghee. Also for recovery from diseases, you can use Bachh which be dipped in milk or Bachh be mixed in milk, ghee curd and honey and used in Homa for wealth and comforts.
8. Lunacy is recovered if Samdha of trees having milk be used in Homa. Such trees are peepal, Bood, Bargad, gular. Aak etc.
9. For recovery from all disease, use Samdhas of gular tree, which be dipped in honey and juice of sugar cane.
10. Gain of wealth can be had if during Moon eclipse homa be performed with Samdhas of Khir tree and of Chandan.

The relevant Samput be used with Gayatri Mantra.

### MANTRA SIDDHI

Mantra Siddhi is realised through Rasi, nakshatra and yoga. In these ways some quantity of mantras has been stipulated for recitation daily.

- Rasi :—**
1. When Sun enters in Aries (13th April—14th May)  
Recitation be Ten thousands—Vaisakha month.
  2. In Taurus (15th May—14th June). Recitation be  
Ten thousands—Jeyshta month.
  3. In Gemini (15th June—16th July). Recitation be  
Ten thousands—Asar month.
  4. In Cancer (17th July—16th August). Recitation be  
one thousands—Saravana month.
  5. In Leo (17th August—16th September). Recitation  
be Ten thousands—Bhadrapad month.
  6. In Virgo (17th September—16th October). Recita-  
tion be Twelve thousands—Aswij month.
  7. In Libra (17th October—15th November). Recita-  
tion be one thousands Kartik month.
  8. In Scorpio (16th November—15th December).  
Recitation be Ten thousands—Maghsar month.
  9. In Sagittarius (16th December—13th January).  
Recitation be Ten thousands—Pausa month.
  10. In Capricorn (14th January—12th February).  
Recitation be Forty thousand—Magh month.
  11. Aquarius (13th February—13th March). Recitation  
be Ten Thousand—Phagun month.
  12. Pisces (14th March—12th April), Recitation be  
Twenty thousand—Chaitra month.

**Nakshatras :—** When Sun enters in various nakshatras, the mantras be recitated for the following quantity :—

In Aswini, Rohini, Punarvasu nakshatras one thousand each.  
In Bharni, Krittika, Chitra, Swati, Jyeshtha, Sarvana,  
Dhanishtha, Sat bhisha it should be Two thousands each.  
In Mrigasire and Moola, five thousands.



In Pushya it is seven thousands, whereas in Ashlesha and Aridra it is six thousands.

In Magha it is ten thousands and in Poorva Phalguni, Poorva Bhadra and in Poorva Shada, the Quantity is Eleven thousands.

In Uttra Phalguni, Bhadra and Shada it is provided as Twelve thousands.

In Hast nakshatra, it is thirteen thousands.

In Vaisakha Four thousands, Anuradha, no limit according to desire of Sadhaka. And in Rawati nakshatra, it is Four thousands.

**Yogas :—** Every first day known Sankranti of Bikrami era is auspicious for Japa. These are quite fruitful days.

You should perform Sadhana on tithies by reciting the mantras according to number of tilhi. For example, on partipat one thousand, Davitiya, two thousands and so on and be increased upto Poornima and Amavasya.

**Directions :** You should do sadhana for wealth while facing East. For destruction of opponents, enemies etc face towards West. For religion and Mokash etc face North and for other purposes face South.

**Special Method :—** On 8th, 14th, 9th tithies of Shukal or Krishan Pakash, do Japa on asana from Sun rise to Sun set or from Sun set to Sun rise. These special days confer success early.

## MEANING OF WORDS

In the next chapter we are providing the specific mantras for the specific use. Bija Mantras too have been provided. The meanings of most common important words are provided.

**HRING :—** O Destroyer of time!

**SHRING :—** O Terrific one!

**KRING :—** Thou who are beneficent, Possessor of all the arts.

**AING :—** Thou art both form and formless.

## METHOD FOR SIDDHI OF MANTRA

Write the mantra on Bhoj patra with Saffron using pen made from Anar wood on a piece of paper for specific number as outlined for each mantra. The paper be wrapped in kneaded flour and before Sun rise and break fast throw in the running water one by one. Keep your Ishat in your mind.

The special occasions are Dewali, Holi or Eclipse days. This also includes Shivratri, Navratras. They give extra power.

## CHAPTER-2

### PRACTICAL METHODS

By now you have fully understood the importance and use of Mantra and Mantra Shakti. Precautions and methods have been detailed in the previous chapter.

In this chapter, we provide you with a few important mantras, method of their recitation, use and other aspects. Some of them stand tested and are very useful for day to day life.

These mantras have been selected from Puranas, Hindu religion guide lines. Other religious persons may follow their corresponding words, which are equally applicable and beneficially can be recited.

These basic Mantras are for everytime use by the Sadhaka. which lead early to the Siddhi of your mantras.

1. Om Namō Shivaye.
2. Om Namō Narayane Aye Namaha.
3. Om Namō Bhagwate Vasdev Aye Namaha.

These are samadhi Mantras for Japa and Upasana.

#### DIVISIONS OF MANTRAS

The use of Mantras is made in the following Six categories and according to which all Mantras can be divided as follow :—

1. **Shanti Karan (शान्ति करण)** :— This deals with cure of diseases, and warding off the malefic influence of planets.
2. **Vashi Karan वशीकरण** :— Through these mantras you can put under your control any woman, man, officer minister,

Devta, Soul, animal etc and can gain according to your wishes.

3. **Stambhan (स्तम्भन):**— These mantras deals with all the persons etc as detailed in para 2 Supra to stop acting against you.
4. **Videshan (विदेशण) :**— These mantras deals for creating differences between the two or many.
5. **Uchchattan (उच्चाटन) :**—  
The mantras deals with the distraction of mind of enemy and other persons so that they may remain away from their country, Birth place, residence, home, and family members. Also deals with when the Sadhaka requires one to remain at war with others.
6. **Maran (मारण) :**— These are death inflicting mantras through which any body can be killed.

### USE OF MANTRAS

We now provide some important mantras with direction of their use.

1. **Vashi Karan Mantra :** This Mantra is used for others to be kind to the Sadhaka or any person using it. This Mantra be used for couples whose relations are strained with each other and not for nefarious purposeas like beloved, for Officers, Ministers etc. No doubt it will work but this is not the correct use of this Mantra.

**Mantra :—** “Om Namō Saravlok, Vashi, Karaya, Kuru Kuru Sawaha”.

“ॐ नमो सर्वलोक वशैकराय कुरु-कुरु स्वाहा”

In Pushya nakshatra, uproot the root of punar-nava plant. Recite the mantra 7 times and wear it on the arm. All will be quite kind.

2. **For Blessing a Child :**— The persons who are not blessed with any child use of this mantra is very fruifful. It has been tried and the native has been blessed with a child.

This mantra be recited for One Lacs. Homa will be performed with Til and honey. One rosary at least be used in the Japa of this mantra. The couple should observe Braham

**Chariya.** Take Satwic meal. Do not tell a lie. Sleep on the ground. After Japa brahmins be served with meals.

**Mantra :—** “Om Devki sut Gobind Vasudev Jagat Pite Dhai, Mey, Taneeng, Krishan, Toaheeng, Sharanag ghata”. (See the details at Serial No. 58)

**3. For Welth:—** “Om Hareeng. Kaleeng, Shareng Namah”.  
ॐ ह्रीं क्लीं श्रीं नमः

This Mantra be recited at a lonely place for 21 thousands times. Homa be performed with mixture of sugar, rice and milk (Kheer), one should sleep on the ground, meals be Kheer. One should not have fear of any type, he should have a strong will power.

(ii) “Om Hring Shring Hring Shrilakshmi Nirsinghaye Namaha”  
ॐ ह्रीं क्लीं श्रीं श्रीलक्ष्मीनृसिहाय नमः ।

This Mantra be recited for one lac 25 thousands. After that one rosary of this mantra be used daily. One will be blessed with wealth.

(iii) “Om Hanse Hansejane Hareeng Kaleng Svaha”  
ॐ हंसि हंसिजने ह्रीं क्लीं स्वाहा ।

This mantra be recited in a lonley temple and homa be performed with Kamal flowers. One will realize the presence of treasure under the ground or at some secret place.

(iv) ॐ लक्ष्मीविगं श्री कमला धारिगं स्वाह । “Om Lakshami Veng, Shri Kamla Dharing Sawaha”. Recite this mantra during period 13th April to 14th May for one lac 20 thousands times. One will have siddhi of this Mantra. One will gain wealth and his desires will be fulfilled.

**4. For Destruction of Enemies :—**

(i) “ॐ ह्रीं श्रीं ज्वालामुखि मम सर्वशत्रुन रुक्षय रुक्षय हूं फट् स्वाहा ।  
Om Hareeng Shareing Jawala Mukhi mam Sarva-Shatrun Bhakshaya-Bhakshaya Hung Phat Savaha.

(ii) ॐ विश्वाय नाम गंधर्व लोचनी नामो लीसति करनै तस्मै विश्वाय  
स्वाहा ।

“Om visware nam gandharv lochani namo losti karne  
Tasmaye Viswaye Svaha”

Above mantras be recited in standing position for ten thousands times to be followed by Homa.

After you attain siddhi of the mantras, then during Punarvasu nakshatra procure four pieces of Chitawar wood 4 inches long each. These pieces be infused with the above mantra for 7 times and bury them in the house of your enemy. He will either love you or he will leave the place of his residence for you.

(iii) ॐ लोहितयमुख स्वाहा ।

“Om lohitamukh Svaha”

Recite this mantra for ten thousand times to attain siddhi of this mantra. Then bring 4 inches long four pieces of Umri tree and be infused with this mantra 7 times and then bury in the premises or land of the enemy.

(iv) ॐ गिलि-गिलि स्वाहा ।

Om Gili-Gili Svaha.

Recite this Mantra for ten thousands times. Then in Bharni nakshatra bring secretly उरुवापंख which should be cut into half and be infused for 7 times with above mantra. Then bury in the house of enemy.

(v) ॐ दह-दह वन स्वाहा

“Om deh deh Van Svaha”

After reciting for ten thousands and in Aswini nakshatra bring four bones of a horse of 4 inches length each and this be infused with above mantra for 7 times and bury in the house of opponents.

(v) ॐ नमो भगवते रुद्राय द्रुष्टाकरालाय अमुक पुत्रबान्धवै सह, हन-हन  
दह-दह, पच-पच, शीघ्रमुञ्चाद्योच्चाटय हुं फट् स्वाहा ठः ठः ठः

“Om Namō Bhagavate Rudraye Dashtrakaralaya  
Amukam Putrabandhavai Sah Han Han dah dah dha  
pach pach Shighramuchchataya Hung phat Svaha  
Tha Tha Thā.

For ten thousands times this mantra be recited. In the above mantra replace the word अमुक with the name of enemy and his name be recited in the mantra.

Then procure feathers पखं of owl or crow and infuse them for 108 times with above mantra and throw them in the house of enemy.

Or The owl feathers पखं be infused for 108 times on Tuesday and bury in the house of enemy.

Or 4 inches long bone of a human be infused for 108 times with above mantra and bury at the door of enemy.

Or Water and rosary used for puja of Lord SHIVA and white sarsoon, all these be infused for 108 times with above mantra and bury in the house of enemy.

The above mantra is very powerful and used for gaining favour or for Uchattan purposes of the opponent or enemy.

5. For Promotion :— “Om Hareen Shareeng Shareeng Shareeng Shareeng Shareeng Shareeng lakshami mam Grah Puree Puree chinta dure, dure Svaha”.

“ॐ ह्रीं श्रीं श्रीं श्रीं श्रीं श्रीं श्रीं श्रीं लक्ष्मी मम गृहे पूरय-पूरय चिन्ता दूरय दूरय स्वाहा ।

This mantra be recited for 108 times (one rosary) daily for 21 days, and after that if need be go to any officer to get benefitted. This is a tested mantra. Two I. A. S. and Three engineers who made sincere Sadhana of this mantra stand benefitted. They got their ignored promotions.

#### MANO KAMNA SADHANA MANTRAS

6. ॐ ह्रीं श्रीं मानससिद्धकरी ह्रीं नमाः ।

“Om Hareeng Shreeng manssidhikari Hareeng Namah.

This mantra be recited for 1008 times daily continuously for one month. During Japa use flower of Lal Kaneer as an offering to your deity.

7. ॐ ह्रीं श्रीं क्लीं मम सर्ववाञ्छितं देहि-देहि स्वाहा ।

“Om Hareeng Shareeng Kaleen mam Sarvanchhitane dahe dahe Svaha”.

This mantra be recited 108 times daily for 21 days

8. ॐ नमो भास्कराय अमुकस्य सर्वग्रहाणां पीडानाशवं कुरु-कुरु स्वाहा ।

Om Namo bhaskaraye Amukasya Sarvgrahanam  
peeranashanam Kuru Kuru Svaha”.

This mantra is used to overcome the domestic troubles and also removes the other worldly troubles.

It be recited Ten thousands times. Replace the name of Sadhaka or person who wants to get benefits in place of word Amuk.

Use :— Take a small earthen pitcher and put root of madar (a jungle herb), roots of peepal and bargad, milk of Dhatura plant, leaves of mango tree and goolar plant, shami, ghee, milk, rice, gram, moong, wheat, til, honey and curd in that. The quantities should be small of each item. The mouth of pitcher be closed with red cloth with its cover.

This pitcher be infused 108 times with the above mantra and be buried under the root of peepal tree on Saturday.

By such way and use, one will be blessed as above.

9. To Get Employment :— या इश्राफील बहक या अली हो  
“Ya Ishrapheel bahek Ya Ali ho.”

Take one fourth and quarter part of a kilo flour of Urad. This flour be turned into yeast खमीर. A loaf of this flour be made by Sadhaka himself. A white hand kerchief be folded in such a way that two parts be folded on one side. Put your loaf over it. Take out  $\frac{1}{4}$ th loaf and make small balls 101 parts of that. Each ball be infused 11 times with above mantra. Then  $\frac{3}{4}$ th loaf and 101 balls be thrown in a river, lake, canal etc. where there are fish. Repeat this process for 40 days continuously. You will be blessed with employment of your choice.

10. ॐ हूंकरी करालिणी क्षां क्षां फट्

“Om hoon kara kraleeni ksham ksham phut”

This mantra be recited 108 times while standing on one foot. Meat of She goat and red flowers be offered to deity Devi. This sadhana be done for 41 days continuously. You will be blessed by Devi for success in all your wishes and actions.



## MOHAN OR AKARSHAN MANTRAS

Mohan or Akarshan means to attract a person with whom you can not get time or chance to talk and express your views and difficulties or the person is not in your favour, you can bring him round to your desires through these mantras. Through the effects of such mantras, the person concerned will hear you affectionately, behave nicely and will help you.

11. ॐ नमो आदिपुरुषाय अमुकं आकर्षणं कुरु कुरु स्वाहा ।

“Om namo Adipurushaye Amukam  
Akarshanam kuru kuru Savaha”

This mantra be recited for one lac times. Replace the name of man in place of word Amuk in the mantra. You will be blessed with success.

12. ॐ क्लीं ज्ञानिनामपि चेतांसि देवी भगवती हि सा ।  
बलादाकृष्य मोहाय महामाया प्रयच्छति ॥ क्लीं ॐ

“Om kleeng gyaninamapi Chetansi Devi Bhagwati Hi Sa  
Baladakrishya mohae Mahamaya Prayachhti Kleeng Om”

This mantra be recited to win favour from officers and others and be recited 108 times a day for 41 days continuously.

**13. To Get Good Husband :—** When a girl does not get a husband of her own choice or parents have tried much but do not succeed, the following mantras have remarkable affects. These be recited by the girl. She will be blessed with success.

(i) हे गौरि शङ्करार्धंगि! यथा त्वं शङ्करप्रिया ।  
तथा मां कुरु कल्याणि! कान्तकान्तां सुदुर्लभाम् ॥

Hee gori Shankarardhan gim yatha twam Shankarpriya.  
Tatha mam kuru kalyani kantkantam Sudurlabham.

First the girl should do Japa of Durga and then recite five rosary of this mantra daily for 21 days. She will be blessed with success.

(ii) ॐ ह्रीं कुमाराय नमः स्वाहा

“Om Hareng Kumaraye Nama Savaha”

This mantra be recited one lac 25 thousand times for success in her mission.

(iii) ॐ देवेन्द्राणि नमस्तुभ्यं देवेन्द्रप्रिय भामिनि ।  
विवाहं भाग्यमारोग्यं शीघ्रलाभं च दहि मे ॥

“Om Devendrani Namastu bhayam Devendrapriya Bhamini  
Vivaham Bhagyamarogyam Shighralabham cha Dehi me”.

Before starting recitation of this mantra, the girl should do puja of Tulsi plant and take 12 rounds. After that Suryanamaskar be performed with water and milk 12 times by reciting the above mantra. After that mantra be recited 108 times with Tulsi rosary daily for 21 days continuously. She will soon be blessed with success.

**14. To Get Good Bride :—** Due to some malefic influence of planets, a boy does not get a bride of his own choice. The Japa of following mantra be done by the person concerned in some auspicious muhurta. He will be blessed with success.

ॐ क्लीं विश्वावसुनामगन्धर्वः कन्यानामधिपतिः लभामि  
देवदत्तां कन्या स्वरूपां सालङ्करां तस्मै विश्वावसवे स्वाहा ।

“Om kleeng Vishwavasunamgandharvah kanyanamadhipatih  
Labhami  
Devduttam Kanya Sarupam Salankaram Tasmai Vishwavasave  
Savaha”.

Gandharva Ishat be worshipped. His idol be made with Lal Chandan and red flowers. This mantra be recited for 10 thousands times. Homa be performed with Gugal, bilva leaves, ghee and rice. One will be blessed with success.

**15. ॐ आकर्षय ।** “Om akarshaye”

You should recite this mantra for 12000 times while standing at mid night at a lovely place keeping in view the shape of lady or man to whom you want to attract. She/He will be infatuated to marry you.

### VASHI KARAN MANTRAS

Vashi Karan mantras deals with persons, ladies, enemy etc. to whom you want to bring under your control and get the work done as per your desires. But these mantras should not be used for nefarious ways.

16. ॐ देव नमो हरये ठं ठं स्वाहा ।

“Om Dev namo harye tha tha svaha”

Supari (Used in Bettles) be infused 108 times with this mantra. Whosoever is offered with this supari and eats it, will be under your control. Better take sweet supari packet and keep it with you duly infused.

17. ॐ ह्रीं मोहिनी स्वाहा ।

“Om Hareng Mohini Swaha”

This mantra be recited first for ten thousand times. After that take any good fruit and infuse it with 108 mantra. Whosoever will take the fruit will remain under your control.

18. For Enemy :— Write the name of your opponent, enemy with Red Chandan or Sandhur on Bhoj Patra and infuse it with above mantra. Your enemy will be under your control.

19. Kali Vashi Karan Mantra :— This mantra be recited for 1000 times daily for 21 days. You will attain siddhi of mantra and can be used effectively through above articles.

“ॐ ह्रीं काली कंकाली पलकट पलकट स्त्रीपुरुष राज्य वशीकरणी मम वशी कर्तुं वर स्वाहा” ।

“Om Heeng Kali Kankali Palkat Palkat Stri purush Raje Vashikaran mem Vashi Kartav Var Savaha”.

20. Vashi Karan Yakkshni :— This mantra be recited for two thousands times daily for forty days. You will attain Siddhi of mantra. Whenever you want to use, recite it once before the person to whom you are approaching. You will be blessed with success in your desire. The mantra reads :—

ॐ नमो सर्वस्त्री सर्वपुरुष विशीकरणी श्रीं ह्रीं स्वाहा ।

“Om Namu Sarvstri Sarvpurush Vashi Karni Shareng Hareng Savaha”.

21. “ॐ चामुण्डे जय चामुण्डे अमुकस्य मोहन वशमानय स्वाहा” ।

“Om Chamunde Jaye chamunde amukasye Mohan Vashmanye Savaha”

Recite this mantra for one lacs time. Procure wood of Siras tree and cut to pieces and perform Homa with ten thousands

times of mantra. Replace the word Amuk with the name of person you want to attract.

22. ॐ नमो भगवतीशुचि चाण्डालिनि नमः स्वाहा ।

“Om namo Bhagwati suchi chandalini nama Sawaha”.

Recite this mantra ten thousands for siddhi. Make a model of Wax of person to whome you want to attract while reciting this mantra. Put the model in the burning fire while reciting the mantra. The person will be attracted to you unconditionally.

23 ॐ चामुण्डे जय-जय वश्यंकरि जय-जय सर्वसत्वान्नमः स्वाहा ।

“Om chamunde Jaye Jaye Vashayam kari Jaye-Jaye Sarvas-tavannam Swaha”.

The Japa of this mantra for Siddhi be performed for ten thousands times. On Monday or Tuesday infuse the flowers with 101 times of above mantra. The person will be attracted to whom flowers are offered.

24. ॐ नमो भूतनाथ समस्तभुवनभूतानि साधय हूं ।

“Om namo Bhootnath Samasat bhovan Bhotani Sadhaye Hoong”.

Recite the mantra for one lac time. After you attain siddhi of this mantra, you can control any person. You recite this mantra for seven times while facing the person concerned and then blow upon him (फुकं मार दो). He will become under your control.

**25 Kali Mantra** :— Kali Mantra bestows Health, Wealth and Happiness. Recite 1000 times and see the results.

ॐ काली काली महाकाली मदे मांसे, करे दीवाली । ब्रह्मा की पुत्री, इन्द्र की साली । घोड़े की पीठी, बजाये ताली, चाम की कोथली, हाड़ की जय, माली पाताल की सूती, ऊडु मंडल की बिजली, जहां बिठाऊ तहां जाही ऋद्धि सिद्धी, लिअओ दस वामे दस कोष दाहिने दस कोष आगे दस कोष पीछे, मेरा बेरी तेरा भकश, मैं दयात रसीले चौसीले क्रीगं, काली महाकाली फुरु मंत्र चण्डाली ना फुरे तु ब्रह्मा विष्णु महेश की वाचा, पाओ वर वाले, मेरी भक्ति गुरु की शक्ति फुरो मंत्र ईश्वरो वाचा ॥

Om Kali Kali Mahakali, madhe, manse, kare, Dewali, Brahma ki Putri, Inder ki Sali, Ghore ki peethi, bajave tali,

cham ki kothli, harr ki jai, mali, patal ki Sareeti, Uru Mandal ki bijli, Jahn bithaon tihan jahi, ridhi, sidhi, Liao, dash, vame, dash kosh dahne, dash kosh Age, dash kosh pichche, mera veri tera bikshak, mein dayaltu raseele, chousele, kareeng, Kali Mahakali, phesee, mantra, Chandali na phure Tu Bharahma Vishnu Mahesh ki vacha, Pao, Var, Wale, meri Bhakti Guru ki Shakti, Phru Mantra, Ishvar Vacha.”

**26. Kali Mohan Mantra :—** This mantra too is to be recited for 1000 times and mother kali comes under the control of Sadhaka. All wishes as expressed are fulfilled.

ॐ आदी काली, यग आदी काली, ब्रह्मा की बेटी, इन्द्र की साली, सूरत की काली, माथे जटा, बावरी वाली, चलाई चले दुलाई, आदित्या कारण गुरु. गोरख भादई, मोहन मुद्रा, वशी करं, मोहुं सगरो गांव, मोहन सगरी जाती जामे हाथ, खड़ग दाहिने हाथ, खपरिया, नगर में पीठत, बैरो सब मंत्री, मानस की डली, गोकल की दास, जब सीमरो तब कालका खड़ी मेरे पास, मेरा भक्ति गुरु की शक्ति फुरु, मंत्र, ईश्वर वाचा ॥

“Om Adi Kali yag adi kali, Brahma ki Bati Inder ki Sali, Surat ki kali, mathe Jata, Bawari Wali, chalai Chale dolai, Aditye karan Guru, Guru Bhadae, Mohan Mudra, Vashi karoon, Mohoun, Sagra Gaon, Mohoon Sagri jati, jame hath, Kharak, dhane hath, kapheria, Nagar mein petheth, bero Sub Mantri, manas ki Dale, Gogal ki dass, Jab Simro tab kala khari mere pass, meri Bhakti guru, ki Shakti, phuru, mantar, Ishwaro, Wacha.

### STRI VASHI KARAN MANTRAS

In all religions it is termed a bad and sinfull act to see, talk and act with bad intention with ladies other than your own wife. So if you recite such mantras to control other people's wives it is a sin and be avoided. No doubt Chanakya too has forbidden from this act, yet he has allowed in certain cases where it has become quite obligatory. For example when a lady is source of trouble within your family, destroying the peace and happiness then you can use these mantras to control her, to restore peace and prosperity in your family etc. Same case applies for men.

But on the whole these mantras should not be used as a general but should be practiced for good of others.

The Mantras titled earlier as Mohan and Vashi karan Sambandhi Mantras can also be used for this purpose. We provide additional mantras also.

27. ॐ ऐं पुरं क्षोमय भगवती गम्भीरा बलूं स्वाहा ।

“Om Aeeng Puran Kashobhaye Bhagwati Gambhira balon Savaha.”

The roots of Biskhapra and Rudravanti be brought during Pushya nakshatra, mix barley with them and infuse the same 7 times with above mantra. Wrap them in yellow cloth and put them in smoke of Dhoop and Dip, then the man should wear them on right arm and lady on left arm. After that recite the above mantra for twenty thousand times to obtain Siddhi of this mantra.

At the time of its use for a lady, any article used for such purposes be infused by reciting 7 times the above mantra and article be used for that lady. She will remain under your control.

(i) ॐ चिमि चिमि स्वाहा । “Om Chimi Chimi Svaha”.

Rise early in morning after brush and face wash purify the water with mantra 7 times with the name of person required to be put under control. Drink this water. Repeat it for 21 days, you will gain your object.

(ii) अमुली महामुली छठछ सर्व संक्षेमजेनोपद्रवेभ्यः स्वाहा ।

Recite this mantra for 31 days daily 108 mantras with the name of person, who will become fond of you and under your control.

(iii) ॐ नमो भगवती उगदामरेशुराह द्रव द्रवै स्त्रीणां पातयं स्वाहा ठःठः ।

Recite this mantra for one thousand times only to attain siddhi. Ground Godri in water and purify 108 times. Paste on your hand, the lady to whome you will touch with this hand will become under your control.

28. ॐ नमो कामाख्या देव्यै अमुक मे वशंकरी स्वाहा ।

“Om Namo Kamakhaya deoye Amuk me Vashikari Savaha”.

Recite the mantra for ten thousand times. Replace the name of lady in place of word *Amuk* in the mantra and then

recite for siddhi. Use the articles by infusing them 7 times and use them for the lady for success.

29. ॐ नमः कामाक्षीदेवी अमुकीं नारी मे वशं कुरु कुरु स्वाहा ।

“Om Nama Kamakshi Devi Amuk Nari me Vashi  
Kuru Kuru Swaha”.

The use of the mantra is the same as provided in above mantra.

30. This is a Mohammandan Mantra which reads as :—

इन्ना आत्वैना शैताना मेरी शिकल बन अमुक के पास जाना उसे मेरे पास लाना नहीं तो तेरी बहन, भानजी पर तीन-सो तीन तलाक ।

Eena etwena Shetan meri Shakal ban Amuk ke pas jana use pas lena nahi too teri bahen, bhanji per Teen sau teen talaq”.

Stand naked on the wrong side of cot, take Gur in your hand and recite 121 times the above mantra and keep the Gur under the cot and sleep during the night. In the morning, the Gur be distributed amongst the boys. Replace the name of lady in place of word *Amuk*. The lady will approach you within seven days.

### PURUSH VASHI KARAN MANTRAS

The above instructions laid down for Istri Karan Mantras applies here too. But the use can be made by ladies to control their husbands who have become astray and not within their control. These mantras can be used to control enemies, opponents, superiors and others etc.

31. **To Control Husband** :— This mantra be used by the ladies. Sadhaka can have siddhi of the mantra. She should give the articles duly infused to her husband for her use.

ॐ नमो महायक्षिण्ये मम पति मे वश्यं कुरु कुरु स्वाहा ।

“Om Namo Mahayakshaniye Mam Pate me Vasheyam Kuru Kuru Savaha” !

Recite this mantra 1008 times duly performing Homa etc. All articles used in such mantras be infused with recitation 7 times of above mantra and given to the husband to control him.

32. **Bagla Mukhi Mantras** :— These mantras are very useful to control others, to win suits, to gain in loss of enemy or control of opponents etc. These are powerful mantras. Sadhaka should wear yellow clothes, use as on of yellow colour, the rosary be of Haldi pieces and the thread used to make rosary be too of yellow colour. Two mantras are provided below.

(i) ॐ ह्रीं बगलामुखी । सर्वदुष्टानां वाचं मुखं पदं स्तम्भय जिह्वां कीलय बुद्धिं नाशय ह्रीं ॐ स्वाहा ।

“Om Halreeng Baglamukhi Sarvdushtanam Vancham Mukham Padam Satambhaye jihwam keley bhudhi nashey Hreeng Om Sawaha”.

(ii) ॐ ह्रीं ऐं श्रीं क्लीं श्रीबगानने; मम रिपुन् नाशय नाशय ममैश्वर्याणि देहि देहि शीघ्रं मनावाचिच्छतं साधय साधय ह्रीं स्वाहा ।

“Om Hareeng Aeneeng Shreeng Kaleeng Shribaganane ! mam Ripun nashey nashey mameshvyarni dohe dohe Sheghar manovachhit Sadhae Sadhae Hareeng Savaha.”

33. ॐ काम मालिनी ठः ठः स्वाहा । Recite this mantra for Ten thousand times. After Sidhi at the time of need the gall bladder of fish be mixed with gorochan and purify with above mantra. The lady should apply it as tilak on her forehead and should point out towards a man with her left finger, that man will become under her control. *To be used by ladies only.*

### ISTRI VASHI KARAN MANTRAS

For Vashi Karan of ladies, there are many mantras in Vedas which can be used for this purpose, in addition to above the Sabri mantras, Muslim Ayats and mantras and Tantric Mantras are also found very effective for Istri Vashi Karan. A few of which we provide below.

In “Atharv Veda” 2/30, the following mantra be examined.

“यथेदं भूम्या अखितृणं वातो मथायति” ।

एवा भध्नामि ते मनोयथा मां कामिन्यासो यथा मन्नापगा असः ॥

In ‘Aagam Tantra’ “Kam Gayatri” mantra is most effective, which is provided below.



“ॐ मनोमवाय विधाहे कन्दपयि धीमहि तन्नः कामः प्रचोदयात् ।

Recite this mantra for 1.25 Lacs times to attain sidhi and to appease Kam Devta. After that use this mantra for any lady who will be infatuated and remain satisfied under your control.

### KAMAKHYA VASHI KARAN MANTRA

1. “ॐ नमः कामाक्षी देवी अमुकीं मे वशं कुरु कुरु स्वाहा” ।

The above mantra be recited for one lac times for Siddhi. Replace the name of lady where word “Amuk” is used.

After attaining Siddhi of the above mantra, use any of the following method and articles etc which be exorcised 108 times by above mantra and the desired results are obtained.

**Use of Mantra :—**

1. On Saturday write the name of lady on Kamal Pater with GoroChan and recite the above mantra for 108 times. Apply tilak of the same and go to lady who will be infatuated.
2. Take out the dust from all nails of hands, feet and nose on Sunday. Exorcise and then give to lady to eat in a betel leaf.
3. Put a loong in the hole of your private part on Tuesday. Take out on Wednesday and exorcise the same. The lady be given in betel leaf.
4. Ground Mansil and Talmakhana in juice of Betel leaf on Tuesday and exorcise it. Put tilak on your forehead and go to lady.
5. Make a powder of Kakjanga, Kesar, Mansil and Tagars and exorcise 108 times with above mantra and be preserved. The powder be put on the forehead of any lady who will be infatuated.
6. Procure on Sunday flowers, leaves, root, trunk and branch of black Dhatura tree or plant. Mix in them Kesar, Kaffoor or Camphor, and GoroChan and make a powder of all and exorcise the same 108 times. Put tilak on your forehead and go before the lady who will be subjected to Vashi Karan.

7. Collect ash of cremation ground. Butch, Kooth. Tagar and kesar in equal weight and make a powder, which be exorcimised 108 times with above mantra. Put the powder on the forehead of a lady for infatuation.

8. Put the dust from your tongue, nose, ear and teeth and put them in Betal leaf and recite 108 times above mantra and be taken by the Lady for infatuation.

9. Make a powder of Brahm Dandi and Ash of cremation ground and recite above mantra over it. Put on the forehead of lady.

10. Powder of Barley, Tumeric. Cow Urine, ghee and Sarsoon, all be mixed and powdered. This be applied on your body after recitation of above mantra and then go to the lady, who will be infatuated.

11. Procure root of black Dhatura during Pushy Nakshatra, and make a nail of it on Sunday. The nail be put to recitation of mantra on Next Sunday. To any lady with whose body this nail is touched will be under Vashi Karan.

12. The meat of owl be dried in shade powdered and be exorcimised 108 times with above mantra. Put the powder on the head of a lady for her infatuation.

13. Make a powder of tooth of a man and cow. Mix it with sarsoon oil to make a paste which be subjected to recitation 108 times of above mantra. Apply tilak of paste on your forehead and go to the desired lady for infatuation.

14. Procure Dhatura flowers during Pushay nakshatra and root of Dhatura during Moola nakshatra. Make a powder by adding equal weight of GoroChan and Camphor. Put to mantra 108 times. Put tilak on your private part by announcing the name of desired lady. When you will go to her, She will be infatuated.

15. On Thursday, mix Sandoor in Banana juice and be recited with 108 times of above mantras. Put its tilak on your forehead and go to the lady who will be infatuated.

#### **Mantra of Aagam Tantra**

2. In Aagam Tantra, this mantra has been provided for the Vashi Karan of ladies.

“ॐ चामुण्डे हुलु हुलु चुलु वशमानय अमुकीं स्वाहा” ॥

“Om Chamunde huloo huloo Chuloo Vashmaney Amuki Svaha.”

Replace the name of lady instead of word “Amuki”. Recite the mantra for ten thousand times to attain Siddhi. After that exorcised any eatable or betal leaf for seven times and give to the lady, who will become under your control.

3. “ॐ नमो कामाख्या देवी अमुकीं मे वशं कुरु कुरु स्वाहा”

This mantra can be used after reciting it 1008 times to attain Siddhi. Replace the name of lady in place of word “Amuki”.

On Monday in Mrigasira nakshatra a supari be wetted in your semen, put it in betel leaf and recite the mantra for 21 times and give the lady to eat for Vashi Karan.

4. “ॐ नमः ह्रीं ह्रीं क्रीं क्रां विकरालिनी ह्रीं ह्रीं क्षीं क्षां फट् स्वाहा” ।

Recite this mantra daily 108 times for 7 days in Cremation ground to attain siddhi of this mantra. After that perform pooja of Kali Devi.

During Pushy nakshatra procure flowers of balck Dhatura plant, fruits of Dhatura in Bharni nakshatra, Branches in Vaisakha, its leaves in Hast and root in Moola nakshatra. Mix Camphor, Kum Kum, and Gorochan during Krishan pakash on Sankaranti day and make a powder of all. Recite the above mantra for 7 times and then put a tilak on your forehead and go before the lady who will be infatuated.

5. “ॐ नमो देव भगवते त्रिलोचनं त्रिपुरं अमुकीं मे वशं कुरु कुरु स्वाहा” ।

Recite this mantra for 1008 times, replace the name of lady in place of word “Amuki”. Then take a Supari and recite the mantra for 108 times and give it to the lady to eat who will be Under Vashi Karan.

6. “ॐ ओं ईं अं ऋं लृं काम कामिनी काल कुतू हलीं ह्रां ह्रां ह्रां कलीं” ।

Recite this mantra for 1008 times for siddhi.

On Noon of Deepwali or Holi festival, kill Chichika bird and fill Arwa rice in the evening in its beak and bury it on the bank of a pond. Take it out next day morning, and take out the rice out of the beak. Recite the mantra for 3 times and give to lady in eatables, who will be infatuated.

7. "ॐ चिमि चिमि स्वाहा"

Recite this mantra for 1008 times. On the morning you want to use this mantra, recite this mantra for 108 times and then wash your face. Recite this mantra 7 times on cups of water. Keep this water, drink this water by the name of the lady, who will be infatuated.

8. "ॐ नमः क्षिप्रकामिनी अमुकीं मे वशमानय स्वाहा" ।

Recite this mantra for 1008 times. Replace the name of lady in place of word "Amuki".

Procure Nagkesar, flowers of Kamal, Tagor, Kesar, Jatamansi, and Butch in equal weight and make a powder. Recite 108 times mantra on that powder. Put this powder to smoke of Dhoop. Apply it on your body and go to the lady, who will be much infatuated.

9. "ॐ चामुण्डे तरु ततु अमुकीं कर्षय आकर्षय स्वाहा" ।

Recite this mantra for 21 days daily 1008 times. Use the name of lady in place of "Amuki" word. After 21 days, the lady will approach you automatically.

10. "ह्रीं ह्रूं अमुकीं आकर्षय" ।

Procure the dust of Left foot of the requisit lady in the evening, keep it in front of you. Sit on Aasana and recite the above mantra for 4 lacs times. At the completion of Japa, the lady will come to you at her own accord. Replace the name of lady in place of word "Amuki".

## CHAPTER 3

### Ladies Vashi Karan Sabri Mantras

#### AGHOR MANTRAS

In Tantric Granths, there are many Sabri Mantras in local languages, and are very effective. A few are provided below. These are otherwise known as "Aghor" mantras.

1. "ॐ कामरु कमच्छा की देवी तहं बैठे इस्माइल जोगी, इस्माइल जोगी ने दिया चार पान, एकहि पान राजी, भाजी, दुसर पान बिरह संजोती, तीसर पान व्याकुल करे, चारों पान जो मेरे खाय पास से कहीं न जाय, कुरो मन्त्र इश्वरो वाचा ॐ ठं ठं ठं ठं ठः" ।

Recite the above mantra for 1008 times. Exorcised the betel leaf 21 times with the mantra, which be given to lady, who will be infatuated.

2. "ॐ नमो काल मैरुं कालीं रात काला चाला आधीरात काला रे तु मेरा वीर परनारी के राखे सीर, धेगी जा छाती घर लाव, सूती होय तो जगाय लाव शब्द सांचा पिण्ड कांचा फुरो मन्त्र इश्वरो वाचा ।"

On the night of Holi or Deepwali take out the plant of 'Arind' with one stroke, burn it to Ash and make kajal of it. The Kajal be exorcised 21 times with above mantra. Any lady using this kajal will be infatuated.

3. "ॐ धूली धूलेश्वरी धूली माता परमेश्वरी धूली चंबती जै जैकार रन रन चोप भरे अमुकी छाती छार छार ते न हटै देता घरबार मरे तो मसान लोटे जीवे तो पांव हलोटे वाचा बांध सूती तोह तो जगाय लाव, माता धूलेश्वरी तरी शक्ति मेरी भक्ति फुरो मन्त्र इश्वरी वाचा ठः ठः ठः स्वाहा ।"

Bring three handful ash from the cremation ground of person died on Sunday and keep it. Starting from Saturday, recite this mantra daily 144 times for 7 days. During japa light a lamp on the ash and light dhoop. Keep flowers etc. Keep the lamp before you. Use the name of lady in place of the word, "Amuki".

At the time of completion of Japa, take out ash kept under the lamp and preserve it in a bottle. As and when Vashi Karan of lady is required, take a pinch of ash, exorcise the ash for 21 times and put it on the head of any lady who will be infatuated.

4. "आकाश की जोगिना पाताल का नाम, उड़जा अवीर तु फलानी के लाग, सूते सुख न बैठे सुख, फिर फिर देखे मेरा मुख, हमकूं छाँड़ि दूसरे कने जाय तो काढ़ी कलेजा नाहरसिंह वीर खाय, फुरो मन्त्र ईश्वरो वाचा" ॥

Abir be put to the smoke of Gugal, fill in a leaf and keep it in your mouth, dive in the water, recite the above mantra for 7 times. Then come out of water, take out leaf of Abir from the mouth, again put to the smoke of Gugal. After that any lady on whose mouth Abir will be touched will be subjected to Vashi Karan.

Recite the name of lady instead of word फलानी in above mantra.

5. ॐ नमो कामरु देश कामाख्या देवी जहां बसे इस्माइय जोगी । इस्माइल जोगी ने दिया पान का बीड़ा, पहला बीड़ा आती जाती, दूजा बीड़ा दिखावे छाती, तिजा बीड़ा अंग लपटाई, अमुकी खाय चल आई, दुहाई श्री गुरुगोरखनाथ की" ।

Recite this mantra on Deepwali day for 144 times to attain siddhi. Change the name of Lady in place of word "Amuki". Then recite 7 times the mantra over uncut Betel-leaf and give the lady to eat, who will be infatuated.

### LOKE MANTRAS

There are certain vashi karan mantras for ladies which are being used by the general public in villages in certain part of the country and are known as "Loke Mantras." We provide a few of them for the practice of Sadhakas.

1. "इन्ना आत्वैना शैताना मेरी शिकल बन 'अमुकी' के पास जाना, उसे मेरे पास लाना नहीं तो तेरी बहन मानजी पर तीन सौ तीन तलाक" ।

Stand naked on the negative side of cot (पाँयती) and hold a piece of Gur in right hand. Recite above mantra on that Gur for 121 times and exorcise it (फूंक मारे). Then put that Gur under the cot and you should sleep on it.

Early in the morning the Gur be divided into small parts and distribute them in small children. Repeat the above process for 7 days. On 8th day, the lady will approach you. Replace the name of lady instead word "Amuki" in mantra.

2. "बढ़ पीपल का थान जहाँ बैठा अजाजील शैतान मेरी शबीह मेरी सूरत बन "अमुकी" को जारान न राने तो अपनी बहिन मानजी के सिर पग चलता जान, अमीरान जो न राने तो धोबी की नाद चमार की खाल कुलाल की माटी पड़े, जो राजा चाहे राज को मैं चाहूँ अपने काज को मेरा काम होगा तो आज से मैं तेरा दामनगीर रहूँगा ।"

Replace the name of lady instead the word "Amuk" in the mantra.

The recitation of mantra be started on any Saturday and be continued for 21 days. Take 11 seeds of Rae (राई) at mid night and while standing naked, recite the above mantra on each seed for 11 times and put them each in fire. On the next day repeat this process and continue it for 21 days. On 22nd day, the lady will approach the Sadhaka at her accord.

3. "अलफ गुरु गुप्तार रहमान जाग जाग रे अलाहादीन शैतान सात बार 'अमुकी', को जा रान से न राने तो तेरी मां को तलाक, बहिन को तीन तलाक ।"

Prepare a four sided lamp of Basin (gram flour) at mid-night. Put blood of Lepord and of your Anamika finger of right hand on the four corners of the lamp and then fill sarsoon oil in the lamp. Put four wicks in the lamp. Sit facing south in a naked position and lit the wicks and put them to smoke of Looban and keep roasted Barley before you. Recite the above mantra 108 times and sleep in a naked position keeping the lamp burning. Repeat the process for 7 days. On

8th day, the lady will come to the Sadhaka at her own accord.

4. "अलक अलोप एक रहमान मुन शैतान मेरी शकल बन "फलानी" को जा रान न राने तो तेरी माँ बहिन को तीन सौ तीन तलाक" ।

Use the name of Lady instead of word 'Phalani' in mantra. The use of this mantra is in the same way as per serial no 3 Supra.

5. "अल्लाह बीच हथेली के मुहम्मद बीच कपार उस का नाम मोहनी मोहे जग संसार । मेरे कहे मार मार उसे मेरे बांधे कदम तरे डार, जो ना माने मुहम्मद की आन उस पर पड़े वज्र का वाण । बहकक लाइलाह अल्लाह हे मुहम्मद मेरा रसूलिल्लाह" ।

Start the recitation of this mantra on Saturday at midnight and continue till next Saturday. During recitation lit a lamp of ghee and keep sweats before you. Recite in this way for 8 days, one will attain mantra Siddhi.

At the time of use procure dust of feet of lady and recite mantra over that for 7 times and put it on the head of that lady.

6. "धूली धूली बिकट चंदनी पर मारुं धूली फिरे दिवानी घर तजे बाहर तजे ठाड़ा भरतार तजे देवी दिवानी एक सठी कलवान तूं नाहरसिंह नीर "अमुकी" ने उठाह ल्याव मेरी भक्ति गुरु की शक्ति फूरो मन्त्र ईश्वरी वाचा" ।

Replace the name of lady with the word "Amuki." The lady who has died on Saturday, take out fire from her pyre under the feet, keep them in new earthen pot and recite the above mantra for 7 times over the pot, then ground the fire to powder.

At the time of use, the above powder be put to recitation of above mantra for 7 times and put on the head of any lady who will be infatuated.

7. "बाँधू इन्द्र को बाँधू तारा बाँधू बिन्द लोही की धारा—उठे इन्द्र ना धाले धाव सूख साख पूणी हो जाय । बरा ऊपर लो कांकड़ी हीया ऊपर लो सूत, मैं तो बन्धन बाँधियों सासू सुसर जाया पुत । मन बाँधू,



मन्वन्तर बांधू विफा देसी साथ, चार खूंट जे फिर आवे फलानी फलानी के साथ गुरु गुरे स्वाहा ।”

In the above mantra use the name of lady and man where the words “Phlani Phlani” has appeared, which be recited in the mantra.

Start the recitation of this mantra on any Saturday. Make an idol of earth at any good and clean place. Put it to the smoke of Gugal, light a lamp and dhoop and recite the above mantra for 21 times for 21 days continuously at midnight. On every Saturday Five Batasha of Sugar and one and quarter Part of kg Lapsi be kept at that place for eating.

In this way, you will attain siddhi of mantra in 21 days. Then on any Saturday night make a putli of desired lady and write the name of lady on belly of Putli and recite the above mantra 108 times. Then go before the lady and put the Putli on your chest and embrace it, the lady will be infatuated and will obey you.

8. “मोहिनी मोहिनी कहां चली बरा खुदाई मका कांचली, और देखे जले बले, मेरे देखे मेरे पांयन पड़े, घूमत काया बाचा गुरु का सबक सब सांचा सत्तनाम अदेश गुरु का” ।

On Sunday morning take a glass of sharbat of gur and keep a fast on that day, at right light Gugal and lamp and keep khoya ball and betel leaf. Make a powder loong, Ilachi and Supari and recite the above mantra for 144 times and exorcise it. Break the fast with khoya ball and betel leaf.

Take dust of left underfeet of lady and mix a pinch of above powder in it and exorcise for 21. times with above mantra and put it on the head of lady, the lady will be infatuated.

9. “हाथ पसारे मुख मलूं कावा मछली खाऊं, आठ पहर चौसठ घड़ी जग मोहूं घर जाऊं” ।

Starting from any Saturday and for 7 Saturdays and on Sunday the mantra to be recited for 101 times daily. During recitation light a lamp, and gugal. Keep flowers and sweets before you to attain siddhi.

On Deepwali night, write the above mantra 101 times on a white paper and on the back of paper write the name of lady, lover and names of their mothers in the following manner.

“अमुकी की बेटी अमुकी के बेटा के पास आये ।”

Both will be attracted to each other.

The other use of this mantra is to exorcise the betel leaf for 7 times with above mantra and give it to any lady for infatuation.

10. “ॐ नमो काल भ्रव निशिराती काल आया आधीराती चलती कतार बांधें तू बावन वीर परनारी से राखे मीर मन पकरि वाको लावे सोवती को जगाय लावे, बैठी को उठाय लावे, फुरो मन्त्र ईश्वरी वाचा ।”

When Holi or Deepwali falls on Sunday, then on that night be naked and pluck in one stroke the plant of Red Arind, then recite continuously this mantra and the plant be burnt, the ash be kept safe.

At the time of use, a pinch of ash be recited 21 times with above mantra and put it on fore head of Lady, who will be infatuated.

11. “ॐ नमो कामरु देश कामाख्या देवी, जहां बसे इस्माइल जोगी । इस्माइल जोगी ने लगाई फुलवारी, फूल तोड़े लोना चमारी, जो इस फूल को सूंघे बास, तिसका मन रहे हमारे पास, महल छोड़े, घर छोड़े, आंगन छोड़े, लोक-कुटम्ब की लाज छोड़े, दुहाई लोना चमारी की, घनौजी की दुहाई फिरे ।”

Start reciting this mantra from any Saturday, do it for 21 days and 144 times daily and also light dhoop, lamp and keep wine by your side while reciting the mantra. You will attain siddhi of the same.

After that when you require, recite the mantra for 7 times on any flower and any lady who will smell it will be infatuated.

12. “पान पान महापान ज्वले, फलानी के गुलाम तले, जाय तो राम टले, माह हो तो मसान टले, हमारा यह पान न लगे तो खुदा मुहम्मद एक दो तीन तलाक ।”

On Saturday evening purchase betel leaf, Katha and Supari and prepare betel leaf and recite the above mantra 3 times over it. Any lady taking the betel leaf will be infatuated.

13. “फूल फूल फूल कुमारी रानी । पल फल में आवो शीघ्र वश मानी । यह फूल मन्त्र पढ़े ‘अमुकीं जान । जगत ईश्वर नरसिंह वरदान । यह फूल पढ़ि दे ‘अमुकी’ माथा । हमें छोड़ न जावे दूसरे साथ । अल्ला कामरु कामाक्षा माई । अल्ला हाड़ी दासी चण्डी की दोहाई ।

Recite the mantra 108 times on 10th lunar day (10th Tithi), you will attain siddhi. Replace the name of lady instead the word “Amuki”.

Take flower of “Champa” and recite the above mantra over them for 3 times, give it in the hand of lady or touch it on her forehead she will be much infatuated.

14. “श्री रामनगर बेली अनखक बीड़ा सुनिये वचन हमारी, एक पान रस रंग मंगाय, दूजे पान सेज सों लाय, तीजे पान मुख में राखे, हमको छोड़ दूजे को देखे तो तेरा कलेजा मुहम्मद पीर खावे ।”

Recite this mantra 11000 times to attain siddhi. Then recite 21 times mantra on three betel leaves, the lady who will eat will be infatuated.

15. ॐ नमो कामरुदेश कामख्या देवी, जहां बसे ईस्माइल जोगी, ईस्माइल जोगी ने दिय चार लौंग । एक लौंग निशिमाती, दूजा लौंग दिखावै राती, तीसरी लौंग रहे भुलाय, चौथा लौंग मिलन कराय, नहीं आये तो कुवां बावड़ी घट फिरै रंडी कुवां बावड़ी छिटक मरे, ॐ नमः गुरु की अल्ला फुरो मन्त्र इशवरो वाचा” ।

On Eclipse day place 4-4 loong on all the four directions and light a four sided lamp in the centre and recite the above mantra 1000 times. After that when you want to use it, recite the mantra for 7 times on a loong and give to a lady to eat, who shall be infatuated.

16. “ॐ नमो आदेश कामरु कामख्या, कर रेतैल भिकमिक कामरु के दीप में अमुकी का मन पड़े, वह तेल के माँभ जरे, मंत्र ज्योती के रूप से छाँड़ि चंचल थिर हो, मन स्थिर से मेरा भजन करे, काटे जीवन और अर्पण करे तन मन, आदेश हाड़ी दास चण्डी की दुहाई फिरै ।”

Light a Sarsoon oil lamp and recite the mantra 108 times. Replace the name of lady instead of word, "Amuki". The sarsoon oil of Deepak be applied on any part of the lady, who will be infatuated.

17. "ॐ नमो जल की योगिनी पताल नाग, जिस पर भेजूं तिस के लाग,  
सोने न पावै, सुख से, बैठे ना पावै, सुख से, घम फिर ताके मेरा मुख,  
बांधी छूटे तो बाबा नरसिंह की जय टूटे।"

Four pieces of Loong be wrapped in a betel-leaf and be put to the smoke of Gugal. Keep that leaf between your lips and dive in a pond and recite the mantra for 7 times. Take out the leaf and again recite the mantra for 7 times. Any lady who will chew the betel-leaf alongwith loong will be under Vashi Karan.

18. "ॐ नमो अदेश गुरु की धूलि, धूलि विकट चांदनी माहं धूलि फिरे  
दिवानी, महल तजे, घर दुआ तजे, ठाड़ा भरतार तजे देवी दिवानी, एक  
सठी कलवान तू नरसिंह वीर अमुकी उठाये लाये कुरोमंत्र इश्वरो  
वाचा"।

Collect the fire of cremation ground from feet side of lady who has died on Saturday and mix with it dust of four cross roads and recite the above mantra for 7 times over it. Replace the name of lady instead of word, "Amuki". When the above dust is put on the head of a lady, She will be infatuated.

19. "अमल गुरु गुपतार जाग जाग अल्लाउद्दीन शैतान, सात बार  
"अमुकी" के जिया आन, जो न माने तो तेरी अम्मा को तलाक,  
हमशीरा को तलाक"।

Make four faced gram flour deepak. Wick of Cotton be dipped in the blood of your Anamika finger of right hand. Fill oil in deepak and put the wick, then light it. Looban be used as Dhoop. Keep before your eatables. Facing South recite the mantra for 1008 times. Replace the word 'Amuki' with name of lady. The lady will be infatuated.

This is known as "SHAITANI AAMAL" for Vashi Karan and is most effective.

20. "अमुकी महामुली छ ठ छ संव सं क्षेत्र जे नोपद्रवेभ्यः स्वाहा।"

Recite the above mantra for one month 108 times daily, by the name of lady in place of word, "Amuki". She will be infatuated.

21. "परि में नाथ प्रीत में माथ, जिसे खिलाऊ वह मेरे साथ, फुरो मन्त्र इश्वरो वाचा ।"

At the time of Sun eclipse stand in Umblicus deep water and recite the above mantra for 7 times. Take one full supari. The Supari will come out at the time of answering the call of nature. Clean it 7 times with water and then wash 7 times with milk and recite again mantra for 7 times. Let the lady eat, who will be under Vashi Karan.

22. "ॐ नमो आदेश कामरु कामाख्या देवी चल रे सरसों कामरु जाई, जहां बैठो बुढ़िया छुतारी माई, भूजूं सरसों उसके खप्पर, कर रे सरसों चढ़ बढ़कर, "अमुकी" मन करे रे घड़ फड़कर, मेरी भक्ति गुरु की शक्ति हांडी दासी चण्डी की दुहाई ।"

Recite this mantra 108 times on Dussahra day to attain siddhi. After that on any Thursday recite mantras on Sarsoon, put them on fire lit by Khair tree wood, and the lady will approach you at her own accord.

Recite the name of lady instead word, "Amuki".

23. "ॐ नमो उर्वशी सुपारी काम निगारी राजा पर जा खरी पियारी मन्त्र पढ़ि लगाऊं तोहि, हीया कलेजा लावै तोहि, जीवता चाटे पगतली मूवा सगं मसान । सो वश्य न होय तौ यती हनुमत की आन । शब्द सांचा पिण्ड कांचा फुरोमन्त्र इश्वरोवाचा ।"

At the time of Sun eclipse recite this mantra for 1008 times to attain siddhi. After that recite the mantra on Supari for 7 times and give to any lady to eat who will be infatuated.

24. "घूल घूल तू घूल की रानी, जगमोहिनी सुन मोर बानी, जल से घूला आन पढ़ू तन दे पार्वती वरदान, घूली पढ़ूँ 'अमुकी' अंग जो जलती आती उभंग उसका मन लावे निकार, हमारी वश्यता करे स्वीकार ।"

You can attain siddhi by reciting this mantra for 108 times on Holi-festival day. Use name of lady instead of word, "Amuki".

Collect dust of left underfoot of lady on Sunday and recite this mantra thrice over it and put it on the face of the lady who will be under Vashi Karan.

25. "ॐ नमो गुड-गुड रे तू गुड तामडा, मशान केलि करता जा, उसका देग उमा, सब हर्षे हमारी आस, खसम को देखै, जलै, बलै, हमको देवै सकि रुचलै, चालि चालि रे कालिका के पूत, जोगी जंगम अवधूत, सोती होय तो जगाय लाव, बैठी होय तो उठाय लाव, ना लावै तो माता कालिका की शय्या पर पांव धरै । शब्द सांचा पिण्ड कांचा फुरो मन्त्र ईश्वरोवाचा सत्य नाम आदेश गुरु का" ।

On Sunday take a small piece of Gur and take it to Cremation ground and perform pooja of Bhairon with Bakla oil. Recite this mantra for 1008 times. Recite the mantra 21 times on piece of Gur and give to a lady to eat, who will be infatuated.

**Maha Vashi Karan Mantras :—**

26. "ॐ ह्रीं मोहिनी स्वाहा"

Recite the above mantra for one lacs times, you will attain siddhi of it. After that recite mantra 108 times over water, flower, clothes or any other good fruit etc and give in the hand of a lady, who will be infatuated.

27. "ॐ ह्रीं सः "अमुकी" मे वश मानय-मानय स्वाहा" ।

Recite the above mantra for one lacs times to attain siddhi of it. Before starting and after recitation perform Pooja of your Deva and use on any article for any body.

28. "ॐ नमः कामाय संवजन प्रियाय संवजन सम्मोहनाय ज्वल ज्वल प्रज्वालय-प्रज्वालय संवजनस्य हृदयं मम वशं कुरु-कुरु स्वाहा" ।

Recite this mantra for 10,000 times and perform Pooja of "Kam Dev" during japa of mantra and use it as and when required on any article for any body.

29. "ॐ नमो भगवती शुचि चाण्डालिनी नमः स्वाहा" ।

Make an idol of wax of the desired lady and do "Pran Partishtha". Recite the above mantra over idol for 1008 times. Put the idol on fire, the lady will be infatuated.

30. "ॐ एं एं एं लं लं लं क्रं कां क्रीं ठः ठः स्वाहा" ।

Recite the mantra for Ten thousand times for siddhi, can be used for male and females for Vashi Karan. Perform homa with meat of Kuleer bird by reciting 108 mantras keeping in mind the figure of male or female, who will be infatuated.

31. "ॐ नमो भगवते रुद्राय राद्वष्टि लंपि बाहरः स्वाहा । दुहाई कंसासुर की जूट जूट फुरो मंत्र इश्वरोवाचा" ।

Starting from any Tuesday continuously recite 1200 mantra daily for 10 Tuesdays and perform homa for one tenth mantra, you will attain siddhi. Invite poors and Brahmins for Lunch, give them anything it you can afford.

At the time of use, obtain earth of rat hole, seeds of Sarsoon and Cotton seeds and recite mantra for 7 times over them.

The person male or female required to be infatuated, put the above on the clothes of person, the person will be infatuated.

32. "ॐ नमः ठं ठः स्वाहा" ।

Recite 10,000 times above mantra for siddhi on Tuesday.

After that obtain earth from rat hole, Sarsoon and Cotton seeds and recite 3 times mantra over them. Throw on the clothes of man or woman required to be infatuated.

33. "ॐ आदिपुरुषाय 'अमकं' आकर्षणं कुरु-कुरु स्वाहा" ।

Recite this mantra for One lac time, use the name of person in place of word 'Amuki'.

Use of Mantra :—This mantra can be used in many ways :—

- (i) Juice of leaves of black Dhatura and Gorochan be mixed to form ink. With pen of white kancer write the mantra with name of person, female or male on Bhooj Patra and put them on fire of khair tree, the person will come to you automatically.

- (ii) On Pushy Nakshatra on Sunday bring Brahm Dandi and make its powder. Recite 108 times mantra over it, put as tilak on any person.
- (iii) Write the mantra and name of person on Bhooj Patra with blood of your Anamika finger and keep it in Honey. One will be infatuated.
- (iv) During Ashlesha Nakshatra, procure rotten or dried branch of Devdaru tree, make it wet in Urine of He goat and dry it. Recite mantra 7 times over it. The powder be put on the forehead of any person who will be under Vashi Karan.
- (v) Mix Gorochan and Saffron. Write on human's skull the above mantra with name of person. Put it on fire for three evenings on the wood of khair tree, the person will be infatuated.
- (vi) Uproot the root of "Hurhur" tree on Panchmi tithi. Recite the above mantra over it. Put it in betel leaf and give for eating to any body for infatuation.

### MOHAN MANTRAS

The following Four Mohan mantras are very effective and can be used following the directions as stated, for success.

34. "ॐ नमो भगवते रुद्राय सर्व जगत्मोहनं कुरु कुरु स्वाहा" ।

35. "ॐ नमो भगवते कामदेवाय यस्य दृश्यो भवामि यश्च यश्च मम मुखं पश्यति तं तं मोहयतु स्वाहा" ।

Recite the above mantra 10,000 times each for siddhi.

36. "ॐ उड्डामरेश्वराय सर्वजगन्मोहनाय अं आं इं ईं उं ऊं ऋं हुं फट् स्वाहा" ।

37. ॐ ह्रीं काली कपालिनी घोरनादिति विश्वं विमोहय जगन्मोहय सर्वं मोहय ठः ठः ठः स्वाहा" ।

Recite the above mantras for one lac times each with due rituals, pooja etc.



**Use of Mantras** :— The above mantras can be used in many ways. Exorcise the articles with mantra used for Mohan purposes. This can be used as Tilak, Dhoop, kaajal, pills and also applying the powder etc.

1. **Tilak** :— After applying tilak on your forehead go to the desired person, who will be infatuated. Tilaks be made of the following articlas.

- (i) Root of white aak, Sandoor (Vermillion) be ground and mixed in juice of Banana. Recite mantra over it and apply as tilak.
- (ii) Make a powder of Tulsi seeds and mix in juice of Banana and use as tilak.
- (iv) Mansil and Camphor be mixed in juice of Banana.
- (v) Sandoor and Butch be ground and mixed in juice of betel leaves.
- (vi) Sandoor, Kesar and GoroChan be ground and mixed in juice of Aunwala.
- (vii) Root of betel leaf be rubbed and used.
- (viii) Aapamarg, Bhangra, Lajwanti and Sehdevi be powdered. Mix with water and use as a tilak.
- (ix) White Dhoob be ground with Hartal and use it as tilak.
- (x) Dry Belpatra in shade, make a powder and mix in milk of Kapila Cow and make the pills which be also dried in shade. Use it as tilak after rubbing.
- (xi) Make a paste in your blood of kutki, Zeera, seeds of white aak and Nagarmotha and use as tilak.
- (xii) On Ashtami of Sunday mix almond with small quantity of white Gungchi, and use as tilak.

2. **लेप (To Aply)** :— Make a paste of following and apply it on your body and go to the person concerned who will be under Mohan.

- (i) Root of Brahm Dandi be powdered in juice of white Gunchi.
- (ii) Make a powder of leaves of Hashish and white sarsoon.
- (iii) White Chandan and root of white Aak be rubbed and make a paste which be applied on the body.
3. **Kaajal** :— Kaajal is used in the eyes. The following articles be used for making Kaajal which be infused with the mantra before using it in the eyes.
- (i) The oil of seeds of Soure Tumbi (कड़वी तुम्बी) be obtained. A wick be put and lit and make a Kaajal.
- (ii) Make a wick of flowers of Gullar and light in a Deepak of butter. Make Kaajal of that and use.
4. **Pills** :— The leaves of Tulsi be dried in shade, mix Ashtgand and seeds of Hashish in it and make a paste in milk of Kapila Cow. Make pills of 4 Mashas each. Recite mantra over it. Swallow one pill early in the morning and go to the desired person, who will be infatuated.

### RAJA VASHI KARAN MANTRAS

These mantras are used to obtani favour from rulers, ministers, officers and other persons in authority. These mantras are used to Vishibheet the rular, officer etc. So we provide a few mantras in this respect.

38. ॐ क्लीं सह अमुकं मे वशी कुरु कुरु स्वाहा ।

“Om Kaleeng Seh Amukam Vasham Kuru Kuru Sawaha”  
Recite the mantra for one lac times. Insert the name of ruler, officer etc in the mantra where Amuk word is Used. After you achieve siddhi of the mantra and whenever you want to meet an officer, minister etc recite this mantra for one thousand times and then put a tilak on your fore head of Kesar, Chandan, Gorochan and camphor which be mixed in Cow milk and appear before the ruler, officer etc.

39. ॐ नमो भास्कराय त्रिलोकात्मने अमुकं महीपति मे वशी कुरु-कुरु स्वाहा ।

“Om Namō Bhaskaraye Trilokatmane Amukam mahipati mee Vashi Kuru Kuru Savaha.”

Recite this mantra 1008 times. Use the name of ruler in place of Amuk word in mantra. Infuse the articles with mantra 7 times and use them for your success.

40. सलामुन कौलुनमिवरविरहीम तनजीलुल अजीजुरहीम ।

“Slamun Koloomuin Narvir-rahim Tangelul

agejurheem.”

The above mantra be recited 7 times on the palms of your hands and then both hands be surfaced on your face, then appear before the ruler, minister, officer etc who will be kind to you.

### UCHATAN MANTRAS

These Uchatan Mantras are used for any body to distract him from his path, and then wander. He will not be able to concentrate on a matter. These mantras are used for your opponents, enemies etc.

A man who has abandoned his family can best be brought back through the candid use of this mantra. In another case when a man has illicit connection with an other women resulting that happiness of his house is destroyed, these mantras can be used to correct him. Or suppose a woman is in love with a man creating illfame to the family, to get your work done etc you can use these mantras which we provide below :—

These mantras can be used for men, ladies, enemy, friends and other people. But misuse of mantras be avoided.

41. ॐ नमो भगवते रुद्राय करालाय अमुक पुत्र बान्धवैस्सह शीघ्र  
मुच्चाटय ठः ठः ठः ।

“Om Namō bhagwate rudraye Karalaye Amuk Putra bhandvasayah shighram muchhataye tha tha tha.”

This mantra be recited for ten thousand times to attain siddhi. Replace the name of person in mantra in place of Amuk word.

When you want to use this mantra then procure the articles to be used in the mantra and infuse them 108 times then go to the person concened, he will be affected.

42. ॐ श्रीं श्रीं श्रीं स्वाहा ।

“Om Shareeng Shareeng Shri Savaha.”

Recite this mantra ten thousand times, then purify the articles 108 times and use them for the person concerned.

43. ॐ नमो भीमास्याय अमुक गृहे उच्चाटन कुरु कुरु स्वाहा ।

“Om Namo Bhimasaye Amuk grahe Uchattan Kuru Kuru Savaha.”

Replace the word Amuk with the name of person concerned. Recite the mantra for ten thousand times to attain siddhi. Infuse the articles of Uchattan mantra for 100 times and then use them.

44. ॐ नमो भगवते रुद्राय दंष्ट्राकरालाय अमुक सपुत्र बान्धवै सह हन हन दह दह पच पच शीघ्र उच्चाटय उच्चाटय हुं फट् स्वाहा ठः ठः ।

“Om Namo Bhagwate Rudraye Danshtrakaralaye Amuk Saputar Bhandve Seh Han Han deh deh pach pach shighar Uchateye Uchateye Hun Phut Savaha Tha Tha.”

Recite the mantra 1008 time by replacing the word Amuk with the affected person's name. Infuse Uchattan articles with 108 times with the above mantra and use them.

### TO CREATE DIFFERENCES BETWEEN TWO PERSONS

Videshan mantras are used to create differences between two persons. These are used when a person put loss to others and can not be controlled and these mantras are used for their home and affairs, So that they do not find time to tease others. You can use them against your enemies etc.

But the nefarious use is made by some persons to create differences between husband and wife, father and son, brothers, friends etc which be avoided. Use these mantras for good and heathy purposes. But Shastras have permitted the use of these mantras for self protection.

We provide a few mantras for such purposes.

45. ॐ नमो नारदाय अमुकस्य अमुकेन सह विद्व परां कुरु कुरु स्वाहा ।

“Om namo nardaya Amukasaya Amuken Seh Vidhe Shann Kuru Kuru Savaha”.

Recite this mantra one lac times. Use the names of the persons between which the differences are required to be created in place of Amuk words. When you attain sidhi of this mantra, then it should be used. Infuse the articles used for Videshan with 108 mantras and then use them.

46 ॐ नमो नारायणाय अमुकस्य अमुकेम सह विद्वेषण कुरु-कुरु स्वाहा ।

“Om Namo Narayane amuksaye amukem Seh Videshan  
Kuru Kuru Savaha.

This mantra be recited for 10 Lacs times in 21 days. Change the word ‘Amukem’ with the names of persons. Then purify the requisit articles with 108 mantras and use them.

### TO CURE THE DISEASES

The heading needs no clarification. We provide a few mantras for the use of Sadhaka.

47. **For eyes** :— On Amavas night this mantra be recited 10 rosary in a cremation ground and you will attain sidhi of this mantra. At the time of use, take a branch of neem tree and recite 21 times the mantra in the direction of eyes. The mantra reads as :—

ॐ नमो राम का घनुष लक्षमण का बाण आँख दर्द करे तो  
लक्षमण कुमार की बाण ।

“Om namo Ram Ka Dhanush Lakshman ka baan. Ankh darad kare too Lakshaman Kumar ki Aan”.

48. **For half headache** :— This mantra be recited for ten thousand times on Chaturdasi of Kishna Pakash night in the cremation ground and infuse also a few quantity of Ash. At the time of use, a bit of Ash be applied on the forehead of patient and recite the mantra for 7 times. OR draw a line on the forehead with a finger and thumb. All types of pains in the head will go. Mantra reads thus :—

बन में फिरे अंजनी । कच्चे पके फल खाय हाक मारी हनुमन्त ने आधा  
सीसी उत्तर जाय ।

“Ban men Phire Anjni Kache Pakee Phal Khae Haak Mari Hanumant ne adha See See Uttar Jaye.”

## FOR CHILDREN AND HOME COMFORTS

49. **To prevent Abortion** :— If a woman does not conceive, or is aborted due to some reasons, then the use of this mantra is very useful.

At the time of your daily prayer, take a Vessel of pure water, keep it before your Ishat or God. After finishing your daily prayer, take a few drops of water and reciting this mantras, shower the drops on the lady. A small quantity of water may be drink by her. The mantras are from **ATHARAV VEDA**.

1. येन वेहद् बभूविवि नारायामसि तत् त्वत्  
इदं तदन्यत्र त्वदह हूरे निदध्मसि ।

“Yene Vahad Bhabhvith Nashayamasi”. Tat twat Idam  
Tadayatra tvdah Dure Niddhmasi”.

2. आ ते योनिगर्भं एतु पुमान् बाण इवेषुधिम्  
आ वीरोडत्र जायतां पुत्रस्ते दशमास्यः ।

“Aa Te Yoniam garbh Astu Puman Van Iveshudhim  
Aa Virodtra jayatam Putraste Dashmasyah”.

3. पुमांसं पुत्रं जनय तं पुमाननु जायताम्  
भवासि पुत्राणां माता जातानां जनयाश्च यान् ।

अर्थ 3/23

“Pumansam Putram janey Tam Puma nanu jayatam  
Bhavasi Putranam Mata jatanam janyashch yan”.

50. When a lady does not conceive after the birth of a child or there are continuous abortions after that, such state is called kakvandya. In such case when she wants more child, the following mantra be recited 108 times daily for 21 days.

ॐ नमः शक्तिरूपाय मम गृहे पुत्रं कुरु कुरु स्वाहा ।

“Om nama Shakitarupaye mem Gbirahe putram Kuru  
Kuru Savaha”.

In addition to the above, the following be also followed:-

Bring the root of Ashavgand on Sunday during Pushya nakshatra and mix it with milk of buffalo, in such way make powder (चूर्ण) of it. This be taken by the lady with milk daily, the quantity be one or two tolas daily. After seven days she will be conceived.

51. **For Birth of a son** :— There is another very strong and tested mantra which has descended from Lord SHIVA to Parvati for securing a Son.

This mantra be recited by the lady on the branch of a mango tree or can be performed under the mango tree at a lonely place. This mantra be recited before Lord SHIVA and Parvati 108 times for 21 days continuously.

ॐ ह्रीं ह्रीं ह्रूं पुत्रं कुरु-कुरु स्वाहा ।

“Om Hareeng Hareeng Haroong Putram Kuru Karu Savaha”.

52. (i) **To appease the husband** :— In many homes, there are constant bickerings due to the fact that the husband of a lady is not happy with her. In such case it is quite incumbent for his wife to appease her husband for harmony, peace and prosperity at home. The following mantra be recited by her 108 times daily and prayer be offered to Lord SHIVA and Parvati or to your God for 21 days.

ॐ कलीं त्र्यम्बकं यजामहे सुगन्धि पतिर्वेदनम  
पतिमु उर्वाकमिव बन्धना दितीमुक्ष माऽमृतात् । कलीं ॐ ।

“Om Kaling trambake yajahamaha Sugandnam Pattiverdnam Patimu Urvarukmev bhandhnapattimokashey mam-mritiyat Kaling Om”.

In the above mantra कलीं ॐ is the samput word.

(ii) When a husband does not maintain happy relations with his wife but with other woman, the lady should recite the following mantra to maintain harmony at home. She should wear dress infused with this mantra.

The mantra be recited 108 times daily for 41 days continuously.

ॐ अभित्वामनुजातेन दद्यामि मम वाससा  
यथा सो मम केवलो नान्यासां कीर्तयाश्च न/ (अर्थ० 6/37)

“Om abhitavamnujaten dadami mam Vassa yatha so mam Kev-lo nanayesan Ketrayashach Na”.

53. **For Homely Comforts** :— These mantras are for prosperity and homely comforts of a lady. These mantras be

recited by lady 11 times a day daily for 21 days and offer prayers to her Lord.

1. ॐ इमा नारीरविधवाः सुपत्नीराङ्गने न सर्पिषा संस्पृशन्ताम्  
अनश्रवो अनमीवा सुरत्ना आरोहन्तु जनयो योनिमग्रे ।

“Om ema rariravidheva Supatniranjane na saporsha  
Sansprishantama. Anshravo anmeva suratna Arohantu  
janyo yonemgre.”

2. व्याकरोमि हविषहमेतौ तौ ब्राह्मणा व्यहं कल्पयामि  
स्वधां पितृभ्यो अजरा कृणोमि दीर्घेणायुषा सममान्तसृजामि

“Vyacrome Haveshamattoo too Brahmin Vaham Kalpyami  
Swadhan Pitarbhyo Ajra Krinomi Dhirghanayusha  
Samimant Srijami.”

54. **To Create Affection Between Husband and Wife :—** If due to any reasons there are differences between husband and wife, the following mantras be recited daily 21 times continuously for 21 days to attain affection between the couple.

1. ॐ यथा नकुलो विचिच्छद्य सन्दधात्यहि पुनः  
एवा कामस्य विचिच्छन्नं सन्धेहि वीर्यावतिः ।

“Om yatha Nakulo Vichichhdy Sanddhatyahi Punah.  
Aeva Kamasya Vichichhanam Sandehi Viryavatiat.”

2. अक्षयी नौ मधुसङ्काशे अनीकं नौ समञ्जनम्  
अन्तः कृणुष्व मां हृदि मन इन्नौ सहासति

“Akshayo NOU Madhusan kashe Aniekam Nau  
Samajanam. Anath Krinusvah Mam Hridi Mam Innno  
Sahasati”:

55. **To get appreciation for service to others :—** In Hindi we can use the correct word “यज्ञ प्राप्ति”. In day today life we have seen that a person may do utmost good to relatives etc but one is not appreciated or admired.

The following mantras be recited and Homa be performed.  
The Sadhaka attains appreciation and all persons will admire



him for his good done to others on them. Refer also for this objecte to serial No. 65.

1. ॐ गिरावरगराटेषु हिरण्ये च गोषु च  
सुरायां सिच्यमानायां कीललि मधु तन्मयि ।

“Om giravargarateshu Hiranye ch goshu ch.  
Surayam sichyamanayam kilali madhu Tanmaye”

2. अश्विना सारधेण मा मधुनाङ्क कतं शुभस्पति  
यथा भर्गस्वर्ती वाचयावदानि जनां अनु ।

“Ashiwana Sardhen ma Madhunang Katam Shubhsapati.  
Yatha Bhargaswanti Vachayavadani janam Anu”.

## CHAPTER-4

### Miscellaneous Mantras

**FOR SARV SIDHI :—** Mahamritanje Mantra is the most auspicious mantra in the Vedas. Daily recitation of this mantra is very useful to the Sadhaka and the man is saved and helped in many difficulties and hurdles of life. It is a tested mantra of your author.

But in mantra shakti samphut is added. Sadhka should recite this mantra for one lac times. It bestows the native with Health, Wealth and power etc. It saves the Sadhaka from Akal Mritayu means untimely death.

The mantra with samphut is as below: This mantra is known as Amrit Sanjivni Nidya Mantra.

To attain desires and Vidya or education, recite the mantra and pour sweet milk water on SHIV LINGA.

#### MOHANI TANJE MANTRA

56. ॐ हौं जूं सः भूर्भुवः स्वः  
त्र्यम्बकं यजामहे सुगन्धिं पुष्टिवर्द्धनम् ।  
उर्वा रुक्मिव बन्धनान्मृत्योर्मुक्षीय मामृतात् ॥  
भूर्भुवः स्वरो जूं सा हौं ॐ

“Om Hoong joon Sea Bhoorbhava Sawaha  
Tarayambakam yajyamaha Sughandhanam Pushti  
Vardhanam.

Urvarukmev Bandhnan mrityu Mukshaye Mamritiyat.  
Bhoorbhva Sawaron joon sea Hoong Om”

Another way to use Samput in Mahamritanje Mantra is as :—

ॐ ह्रीं जूं सः ॐ भूर्भुवः स्वः ॐ त्र्यम्बकं यजामहे ॐ तस्यवितुर्वरेण्यं  
 ॐ सुगन्धिं पुष्टिवर्धनम् ॐ भर्गोदेवस्य धीमहि ॐ उर्वारुकमिव  
 बन्धनात् ॐ धियो यो नः प्रचोदयात् ॐ मृत्योर्मुक्षीय माऽमृतात्  
 ॐ स्वः भुवः मूः ॐ सः जूं ह्रीं ॐ ।

“Om Hoong joon Se om Boorbhava Savaha om Tarayam-  
 bakam yajyamaha om Tatsavitur Varaneyam om sugan-  
 dhim Pushtivardhanam om Bhargo Devasya Dhimahi Om  
 Urvarukmev Bandhnad Om Diyo yo na Prachodyat Om  
 mritiya Mukshaye Mamritiyat Om Savaha Bhoorbhava  
 Bhoo Om Sea joon Hoong Om”

57. **For Education** :— Another strong mantra for education, intelligence and wealth is as below. This be recited too for one lac times.

“ॐ क्रीं क्रीं क्रीं” “Om Kreeng Kreeng Kreeng”.

58. Another powerful mantras for above purposes be recited for one lac times.

(i) “ॐ सच्चिदा कैमं ब्रह्म ह्रीं सच्चिदेकानेक ब्रह्म”

“Om Sacheda Keemam Brahm Hareeng Sacheda Kanek  
 Brahm.

(ii) ॐ सच्चिदा कैमं ब्रह्म

“Om Sacheda Keemam Brahm.”

One rosary of above mantra be recited daily for 41 days.

59. **For Attaining Moksha** :—

To attain Moksha, one should recite one rosary of following mantras daily, these are very powerful mantras.

(i) ॐ नमो भगवते सर्वं भूत आत्मने

वाररिवाय सर्वं आत्म संयोग

योगपदम् पीठ आत्मने नमः

“Om Namo Bhagwate Sarv Bhutaye Atmaney Varivaye  
 Sarv Atam Sanyog Yog Padam Pith Atmaneye Namahi”

(ii) ॐ श्रीं ह्रीं क्रीं कृष्णाय स्वाहा

“Om Shreeng Hreeng Kreeng Krishnaye Savaha.”

60. **Saraswati Upasna** :—

Saraswati Devi is controller of education, intelligence and speech. By the recitation of any of one mantras as below for one lac 25 thousands times leads the sadhaka to attain the above.

In case a man stammers he can recite it, stammering will be controlled.

By the candid use of these mantras one will be blessed with success in the examination, will have concentration in education, will not forget but retains and remembers whatever he reads.

These are tested mantras by the author.

- (i) ॐ ऐं नमः  
“Om Ain namah.”
- (ii) ॐ ऐं क्लीं सीः ।  
“Om Aeeng Kaleeng Saun.”
- (iii) ॐ ह्रीं ऐं ह्रीं सरस्वत्यै नमः  
“Om Hareeng Aeeng Hareeng Saraswatiye namaha.”
- (iv) ॐ ह्रीं हसौ सरस्वत्यै नमः ।  
“Om Hareeng Hasoo Saraswatiye namaha.”
- (v) ॐ ऐं हं ऐं हं वद-वद स्वाहा ।  
“Om Aeeng Hoon Aeeng Hoon Vad Vad Sawaha.”
- (vi) ॐ ह्रीं वेदमामृत्यः स्वाहा ।  
“Om Hareeng Vedma mritibhaye Sawaha.”

61. Lakshami Mantras : This Mantras is called “Lakshami Gayatri.”

ॐ महालक्ष्म्यै च विद्महे विष्णुपत्न्यै च धीमहि तन्नो लक्ष्मीः  
प्रचोदयात् ।

“Om mahalakashami Cha Vidmahe Vishnupatnaye Cha dhimahe Tanoo Lakshami Prchodyat.”

(ii) Jyeshtha Lakshami :—

ॐ रक्तज्येष्ठायै विद्महे नीलज्येष्ठायै धीमहि । तन्नो लक्ष्मीः  
प्रचोदयात् ।

“Om raktjeshthaye Vidmahe neeljeshthaye dhimahe Tanoo Lakshami Prchodyat.”

(iii) And ॐ ऐं ह्रीं श्रीं ज्येष्ठलक्ष्मी-स्वयम्भुवे ह्रीं ज्येष्ठायै नमः ।

“Om Aeeng Hareeng Shareeng Jyeshth Lakshami Sayambhowe Hareeng Jeshthaye Namah.”

(iv) Maha Lakshami Mantra :—

ॐ श्रीं ह्रीं श्रीं कमले कमलालये प्रसीद प्रसदि श्रीं ह्रीं ॐ  
महालक्ष्म्यै नमः ।

“Om Shareen Hareeng Shareeng Kamle Kamlalaye  
Prasid Prasid Shareeng Hareeng Om Mahalakshimeye  
nama.”

This mantra be recited one lac 25 times in the month of  
Kartik Viz between 16th October to 15th November.

(v) **Lakshami Mantra** :—

ॐ ह्रीं श्रीं महालक्ष्मी सर्वकामप्रदे सर्वसोभाग्यदायिनि अभिमतं  
प्रयच्छ सर्वसर्वंगते सुरूपे सर्वदुर्जयविमोचिनि ह्रीं सः स्वाहा ।

“Om Hareeng Shareeng Maha Lakshmi Sarvkamprade  
Sarvsobhaghaydaene Abhimantam Prachchh Sarv-  
Sarvgate Surupe Sarvdurjayevimochini Hareeng sea  
namah.”

(vi) ॐ नमो धनदायै स्वाहा ।

“Om namo Dhandayee Savaha”

Recite this mantra for one lac times.

(vii) ॐ ऐं लक्ष्मी श्रीं कमलधारिणी कलहंसी स्वाहा ।

“Om Aeeng Lakshami Shreeng Kamaldharni Kalhansi  
Savaha”.

Recite the above mantra with flowers of (लाल कनेर)  
Lal Kaner and with them perform 1/10th part Homa. The  
mantra be recited for one lac times.

In the above mantras upasana of Bhagwati Maha Lakshami  
is indicated. The same stands for Shri Vidya, Bhuvneshwari  
etc as these are her other names which are known in other  
parts of country.

These mantras bestow wealth and happiness but also are  
recited in case of troubles and turmoils.

**What to do and when** :— Rudaryamal Tantra contains the  
details of the works to be performed in each Lagna. Which we  
provide below for the guidance of readers :—

1. **Aries (Mesha)** :— All mantras for wealth be recited dur-  
ing this Lagna.
2. **Taurus (Varishbha)** :— If any Sadhaka recites the mantras  
during this lagna, for Maran, Videshan, it is good.
3. **Gemini (Mithun)** :— It destroyes सन्तान (Progney).

4. **Cancer (Karak) :—** Auspicious for siddhi purposes.
5. **Leo (Simha) :—** It destroys the intelligence.
6. **Virgo (Kanya) :—** All mantras for Lakshami etc. are to be recited.
7. **Libra (Tula) :—** Auspicious for all types of Mantras.
8. **Scorpio (Varischak) :—** All mantras for gold gain etc. are to be recited as well as for Victory over enemies.
9. **Sagittarius (Dhan) :—** It indicates loss of respect etc.
10. **Capricorn (Makar) :—** It is an auspicious lagna for all works.
11. **Aquarius (Kumbh) :—** It is auspicious for mantras of wealth, religious type and Siddhi etc.
12. **Pisces (Meena) :—** This lagna is termed as troublesome. So Taurus, Gemini, Leo, Sagittarius and Pisces lagnas are to be avoided.

### DAYS

On Sundays mantras relating to Videshan, to stop enemy to do evils, Sathamban Prayog (स्तम्भन प्रयोग) are to be performed and likewise on Monday, Mohan mantras, Tuesday and Saturday Maran, Shatru Nash Mantras, on Wednesday Aakarshan mantras, on Thursday Vishi Karan Mantras and on Friday Uchatan mantras are to be recited to obtain fruitful results.

62. **Durga Upasana :—** The prayer to Devi Durga has been laid down in detail in "Durga Sapat Shati." When a man is in trouble or some blessings are required from HER. The prayer to Navchandi, Shat Chandi or Sahasar Chandi is performed also for above purposes. But to make the mantras powerful Samput of Various types and Beej mantras are used in Mantras. These mantras have been provided again in detail.

In the following a few mantras, use Samput in the end, the Samput is "ॐ ह्रीं Om Hareeng" or you can use only "ह्रीं Hareeng" in the centre.

1. For All round Prosperity

सर्वमङ्गलमङ्गल्ये शिवे सर्वार्थसाधिके ।

शरण्ये त्र्यम्बके गौरि नारायणि नमोऽस्तु ते ॥

"Sarvmangal mangaley, Shive Sarvarth Sadheke

Sharanye Traembhike Gouri Narayani Namostute".

2. For Shakti and to attain power

सृष्टिस्थितिविनाशानां शक्तिभूते सनातनि ।

गुणाश्रये गुणमये नारायणि नमोऽस्तु ते ॥

“Sarishti Sidhati Vinashanam Shaktibhute Sanatani  
Gunashaye Gunmaye, Narayani Namostute.”

3. To Avert or Escape from Troubles :

शरणागतदीना देहि मनो व्रत्तामुसारिणीम् ।

तारिणीं दुर्गसंसारसागरस्य कुलोद्भवाम् ॥

“Sharnagat Deenrat, Paritranparayane,  
Sarvsatyarthihara Devi Devi Narayani Namostute.”

4 For Protection from Troubles and Evils :-

शूलेन पाहि नो देवि पाहि खड्गन चाम्बिके

घण्टास्वनेन नः पाहि चापज्यानिः स्वनेन च ।

“Shoolen Pahi No Devi Pahi Khargeen Chambhike  
Ghantaswneen No Pahi Chapajayane Savnen Cha”

5. To get Favour From Superiors etc. :-

ॐ कर्ली—ज्ञानिनामपि चेतांसि देवी भगवती हि सा ।

बलादाकृष्य मोहाय महामाया प्रयच्छति । कर्ली ॐ

“Om Kaleeng-Gyaninampee Chetansi Devi Bhagwati

Hi Saa,

Baladakrishey Mohaya Mahamaya Prachhati. Kaleeng

Om”.

The above mantras be recited for 1.25 Lacs times each.

63. For Acquisition of Progney :-

In case the couple is deprived of a child, one can acquire through mantras provided one does the Sadhana with full faith and following all canons provided in the Shashtras.

(i) ॐ श्रीं ह्रीं कर्लीं गलीं (Mool Mantra)

“Om Shreeng Hareeng Kaleeng Galeen”

देवकीसुत गोविन्द ! वासुदेव जगत्पते ।

देहि मे तनयं कृष्ण ! त्वामहं शरणं गतः

“Om Devkisut Govind Vasudev Jagatpate

Dehi me Taney Krishna Tawamahe Sharanam Gata”.

This mantra be recited for 3 lacs times continuously.

(ii) ॐ नमो भगवते जगत्प्रसूतयै नमः

“Om Namō Bhagwate Jagatprasutaye Nama”

This matra too be recited for 3 Lacs times continuously.

(iii) ॐ क्लीं गोपालवेशधराय वासुदेवाय ह्रीं फट् स्वाहा ।

“Om Kaleng Gopalveshdhraya Hoong Vasudevaye  
Phut Savaha”

### This is a Tested Mantra

Recite the mantra for one Lac times and then perform Homa with sugar, curd, ghee, rice and five types of dry fruits (mix them with water and boil and is known as Khir in Hindi). Before Japa is started perform pooja of Lord Krishna sitting inside the blossomed flower of Kamal (कमल के मध्य में विराजमान भगवान् बालकृष्ण). You will surely be blessed with a son.

**Important :—**A client approached this author with the above problem. He was advised to do the above Sadhana. He came back after six monthes without any result. On questioning client told that he had entrusted this task of Japa to a Pandit.

Your author disapproved his action and invited his attention to my warning already published in my world famous book, “Saturn A FRIEND OR FOE”? Page 253 which reads as :—

“Hired persons do not pay. Your own Karmas will pay you. What you want to get it done. Do it yourself and then feel the results. Do not waste money on false hopes.”

After that the couple did Sadhana themselves and were blessed with two handsome sons within a period of 3½ years. They had a daughter earlier.

So dear readers do the Japa and prayer yourself.

**64. For Success in Election :—**The success in election depends upon the intelligence, connections with public and the works one does for the people of his area and shares their sorrows and griefs. The more one is near his people, the more one is successful and opponents will be depressed. The one will be a successful politician.



To achieve all the above objects, one should recite any one of the following mantras with full confidence 11 times a day for 41 days. You will be crowned with success and occupy office of profit like a minister etc.

(i) ॐ इममिन्द्र वर्धय क्षत्रियं म इमं विशमेक वृषं कृणु त्वम् ।  
निरमित्रानक्षणु ह्यस्य सर्वास्तान् रन्धयास्मा आहमुत्तरषु ॥  
“Om emminder Vardhaye Keshteriyam ma emam  
Vishmek Harsh Kirinu Tawam,  
Nirmitranakshan Hidase Sarvastanu Randyasma  
Abumutrashu.”

(ii) अयमस्तु घनपतिर्धनानाममं विशां विश्वपतिरस्तु राजा ।  
अस्मिन्निन्द्र महि वर्चासि घेह्यवचसं कृणुहि शत्रुमस्म ॥  
Aayemastu Ganpatidharnanabhaye Visham  
Vishwpatirastu Raja  
Asminder Mahi Virchasi Ghehavchasan Krinuhi  
Shatrumasam”.

(iii) युनिज्म त उत्तरावन्तमिन्द्र येन जयन्ति न पराजत ते ।  
यस्त्वा करदेकवृषं जनानामुत राज्ञामुत्तमं मानपानाम् ॥  
“Yunijam ta uttravantminder Yana Jayant na  
Prajat Te,  
Yastava Kardekvarshan Jananamut Ragyamutam  
Manpanamu”.

65. For Yash Prapati :—Yash Prapati means, you may do any good to a person or persons, they will not realize it or will not be thankful to you instead will criticise or demand such favour as a right for nothing.

By the Japa of these mantras all people will be indebted to you. You will be well respected and others will acknowledge your good done to them. These mantras be recited 11 times a day for 41 days continuously.

Refer also for this object to Serial No. 55.

(i) ॐ गिरावरगराटेषु हिरण्ये च गोषु च ।  
सुरायां सिचयमानायां कीलाले मधु तन्मयि ॥  
“Om giravargrateshu Hirnge ch goshu cha.  
Surayan Sicheymanayem kelale madhu Tanneye”

- (ii) मयि वर्धो अथो यशोऽथो यज्ञस्य यत् पयः ।  
तन्मीय प्रजापतिर्दिवि धामिव दूहत्तु ॥

“Maye Vardha atho yasho-atho yagyase yat Paye  
Tanmeyo Prapatitardive Dhamev Dhri Hatu”

66. **Karodh Shanti Mantra** :— This mantra controls one’s anger. When due to anger one suffers and there is a constant bickerings in the family, the following mantra be recited for 21 times and water be infused with it. The water be sprinkled three times on the face of the man. Anger will subside.

ॐ शान्ति प्रशान्ते सर्वं क्रोध पशनीन स्वाहा

“Om Shante Parshante Sarv Karodh Pashnen Savaha.”

67. **To get relief from enemy’s fear** :— A person fears from enemy, Lion, elephant, Snake, Scorpio and thief etc. To get relief we provide mantra for the same.

**BEEJ MANTRA** :— ॐ नमो अग्निरुपाय ह्रीं नमः ।

“Om namo Agnirupaye Hareeng Namah”

On an auspicious day and during auspicious nakshatra or hora the Japa of this mantra be started. Recite for 10 thousands times to attain siddhi of this mantra. At the time of its use infuse the article for 7 times with this mantra. You will be blessed with success.

- (i) Hair of feet of black horse and black he goat be procured on Sunday or Tuesday. Also procure Four wings of black crow and black chicken each. All the four be lit in a fire. The ash be applied on the forehead after mixing in water. Enemy’s fear will Vanish.
- (ii) **FOR FEAR OF SNAKE** :—In day to day life it is seen that a few persons are in fear that they will be bitten by a snake, the reasons for that can be numerous. The author knows two specific cases :—
- (a) A man saw the dream and got warning that he will be bitten by a snake. Till today he is in this fear.
- (b) A native was told that his death will be due to biting

of a reptile viz snake as per the indications of his horoscope by your author. Check his horoscope appended. Since the native is an ardent worshipper of Lord SHIVA, So he does not bother but has a defi-

	Jup	Rahu	Mars
			L
	Sat Ketu	Moon Mer Ven	Sun

nite instinct of fear of snake bite.

He has been advised to recite and use the above mantra.

After reciting the above mantra, On Sunday in Pushy nakshatra procure root of Gilo. Make a rosary of the same and wear it. This will relieve one from the fear of snake.

(iii) MUTH FEAR :—Muth is a fatalic weapon in tantra through which a native can be killed. This will be detailed lather on. Due to some enmity or Jealousy with some one who believes and practices such methods, a man has fear of Muth then :—

He should recite the above mantra and procure an iron ring in krittika nakshatra and should wear it in second finger of right hand to get relief from such fear.

68. Mahavir Mantra :—We provide below two mantras which are quite effective for Lord Mahavir (Hanuman ji). All the desires of a native are fulfilled.

(i) ॐ ह्रीं ह्रस्फे र्फे ह्रौं ह्रस्फे ह्रौं हनुमते नमः ।

“Om Hon Haspharen Khapharen Harson Haskhopharen Haso Hanumate nama.”

This mantra first be recited for 12 thousands times. Homa be performed through leaves of banana and Mango. Invite 22 pandits or Brahims on the lunch. At the time of requiring success in any work, do the work after reciting one rosary of the above mantra. You will be blessed with a success.

(ii) ॐ ह्रीं पवन नंदनाय स्वाहा

Om Hareeng Pavan Nandnaye Svaha.

The above is the Beej Mantra. Before Sun rise take a bath at river, Canal or lake and recite following Mantra.

ॐ गंगे च यमुने च अयु गोदावरी सरस्वती नर्बदा सिंधु कावेरी  
जलेसिमन् संनिद्धि कुरु ।

“Om Gange cha yamune cha Ayu Godavari, Saraswati, Narmade, Sindhu, Kaveri jale Asmeen sanidheen Kuru.”

This mantra be recited, take a holy river water and infuse it with this mantra and 8 times with the Beej mantra and this water be sprinkled 12 times on the head.

(iii) Change the clothes and recite the following mantra either on the bank of Ganges or in a cave or on a mountain etc.

“ॐ ह्रीं अंगुष्ठाम्याम् नमः ह्रीं तर्जनीम्याम् नमः ह्रीं शिखायै ह्रीं  
वौष्ट ह्रीं कोचय हूं हूं ह्रीं नेत्राय  
वौष्टे हरः स्त्रियै फट् ।

“Om Hareeng Angushtha Bhayam nama. Hareeng trijni bhyam nama, Haroong Shikha Bhae Vaukhat Vikhat, Hareeng Kochaya Hoon Hoon Haroong Netraya Vaukhat Hara Istaraya Phut”.

This mantra be recited for six thousand times for six days daily. On 7th day, this mantra be recited from Sun rise to Sun set. During night you will see a dreadful figure of Lord Mahavira but do not fear, Be alert. Then you will be blessed with HIM and can request for your desires which will be fulfilled.

(iv) Recite this mantra also for 108 times daily to attain around success.

ॐ ऐं ह्रीं हनुमते रामदूताय लंकाविध्वंसनाय अंजनीगूर्मसम्भूताय  
शाकिनीडाकिनीविध्वंसनाय किलिकिलि बुनुकारेण विभीषणाय  
हनुमद्देवाय ॐ ह्रीं श्रीं ह्रीं ह्रीं फट् स्वाहा ।

“Om Aeing Hareeng Hanumate Ramdootaya Lanka Vidhvansanaya Anjangarbhshamhootaye Shakini Dhakini Vidhvansanaye kili kili bhuhbukarin Vibhishonaye Hanumatdevaye Om Hareeng Shareeng Haroong Hareeng Phut Savaha”

As and when you want to have darshan of Lord Hanumanji, recite the above mantras 11 times. He will appear to bless you.

69. **For the Removal of Troubles** :—When there are troubles in life, the Sadhaka should recite 14 sutras of Lord SHIVA's Damru at a stretch and recite one rosary 108 times daily for 21 days. You will be blessed with success.

The mantra of SHIV Sutra is as :—

अइउण्, ऋलृक्, एओड्, ऐऔच्, ह्यवरट्, लण्, मङ्गानम्, भ्रमन्  
घढधश्, जबगडदश्, खफछठथ, चटतव्, कपय्, शषसर, हल् ।

“Aeun Rilrik Aaiong Aiouch Hayavarat Lan Tramarganam jhabhan ghash hash jabhgadash Khaphachhathath chatava Kapaye Shashsar Hal.”

The above mantra can also be used beneficially in the following manners.

1. When Scorpio bites a place, the above mantra be recited and the Sadhaka should puff the place, the poison will go.
2. These sutras be recited loudly in the ears of the person bitten by the snake.
3. When a person is affected by souls, the water be infused by these sutras and the water be sprinkled on his face, one will be recovered. Write these sutras on Bhooj leaves and be used in the neck or arm. The evil effects will be Vanished.

70. **For Good Health** :— The following mantra be recited for three times and infuse the water and the water be drink by the patient or Sadhaka. One will be benefitted.

1. अहं वैश्वानरो भूत्वा प्राणिनां दहमाश्रितः ।  
प्राणायान समायुक्तः पचाम्यन्नं चतुर्विधम् ॥

“Aahan Veshvanro Bhootva Praneenam Harmashrit Pranapan Smayukta Pchamyannam Chaturvidham.”

- (2) This Sarv Rog Nashak mantra be recited for 108 times and water in a clean utensil be infused. This water be taken in small quantity daily in the morning for 21 days. One will recover from all diseases.

ॐ सं सां सिं सीं सूं सूं सें सैं सों सों सं सः

वं वां वि वी वुं वू वं वैं वो वी वं वः हंसा अमृत वर्चसे स्वाहा ।

“Om Sang Song Seeing seeng soong soong seng saing  
soing soung Sang Sah Vang Vong Ving Veeng Vung Voong  
Vang Vaing Vong Vong Vong Vah Hansa Amrita  
Varchasey Savaha”

71. **Sidhi Data Mantra** :— “Om Aho Kumbhkarana Maha-  
rakshas Vesh Sangivasam bhoot per Sain yabhajanam  
Mahabhagawan Rudro gyayanti Savaha”.

“ॐ अहो कुंभकरण महा राक्षस वेष सांगीवसंभूत पर सैन्यभंजनं महा-  
भगवान् रुद्रोग्यायांती स्वाहा” ।

Recite this mantra for ten thousand times. To proceed or  
to start any work of importance recite this mantra for 108  
times. You will be blessed with success.

72. **To Obtain Lakshmi** :—

(i) This mantra be recited for 21 thousand times during  
Nav Ratri and after you attain siddhi of this mantra,  
then Japa of one rosary daily is sufficient to gain  
wealth.

ॐ ह्रीं श्रीं भगवति चिन्तामणि सर्वार्थसिद्धि देहि देहि स्वाहा ।

“Om Hareeng Shareeng Bhagwati Chintamani Sarvarth  
Siddhim Dehe Dehe Sawaha”

- (ii) ॐ अ-सि-आ-उ-सा नमा “Om A-Si-Aa-u, Sa Nama”

This mantra be recited for one lac 25 thousand times to  
attain siddhi.

- (iii) ॐ ह्रीं नमो अरिहंताणं मम ऋद्धि सिद्धि समीहितं कुरु कुरु स्वाहा ।

“Om Hareeng Namō Aarehantan mam Tridhi siddhi  
Samihans kuru kuru Sawaha.”

This mantra be recited with full faith after bath etc. in  
the morning as well as in the evening for 32 times for 42 days.  
During Japa you must remain Vegetarian, avoid sex, sleep on  
the ground and do the good to all. You will be blessed with  
success.

- (iv) ॐ ह्रीं नमः “Om Hareeng Nama.”

This mantra be recited for 1.25 lacs times during 21 days.

**73. Maha Lakshami Yakshani Mantra :—**

(i) ॐ ह्रीं कर्लीं महालक्ष्मये नमः

“Om Hareeng Kaleeng mahalakshamiy nama”

This mantra be recited at a lonely place under Banyan tree (बड़) for 10 thousand times within seven days. Yakshani will bless you.

**(ii) Pradhan Yakshani Mantra :—**

ॐ ऐं ह्रीं श्रीं धनं धनं धनं कुरु-कुरु स्वाहा ।

“Om Aeeng Hareeng Shreeng Dhan Dhan Dhan kuru  
kuru Savaha.”

Under a peepal tree, this mantra be recited for 10 thousand times and be completed within a week.

**74. For Peace of Mind :— An Urdu Couplet reads thus :—**

सकुने दिल ईस जहाने बेशौकम में ढंडने वालो  
यहां हर चीज मिलती है सकुने दिल नहीं मिलता ।

“Sakoone Dil Ees Jahane Beshokam mein dhudhne walo  
Yahan Har chese milti hae Sakoone dil nahi milta.”

1. Peace of mind. 2. World.

A man blessed with all comforts of life remains with disturbed peace of mind due to some reason or the other.

**METHOD**

So to get peace of mind in this material world is a big grace. In order to achieve the same follow the steps as below:-

1. Aftertaking bath early in morning, wear clean cloth and sit relaxed completely while facing North. Get a nice photograph of your God, deity etc. and place it before you on white cloth sheet at some distance.
2. Light ghee deep and agarbatti and place on the left and right hand respectively before the deity.
3. Recite the following mool mantra with due respect and do namaskar in the end.

ॐ नमः सिद्धेभ्यः, ॐ नमः सिद्धेभ्यः ॐ नमः सिद्धेभ्यः ।

“Om Nama Sidhebhayeh, Om Nama Sidhebhayeh, Om  
Nama Sidhebhayeh.”

4. After that recite the following mantra with the prayer.

ॐ सर्वे भवन्तु सुखिनः सर्वे सन्तु निरामयाः ।

सर्वे भद्राणि पश्यन्तु मा कश्चिद् दुःख भाग्भवेत् ॥

“Om Sarve Bhavantu Sukhina Serve Santu Nirameya.  
Sarve Bhadrani pashyanttu ma Kashichad dukh Bhag  
bhavete”

**Prayer** :— सभी सुखी हों, सभी रोगरहित बनें, सभी कल्याण वस्तुओं को देखें तथा कोई भी दुःखी न हों ।

“All be in comforts, all be without diseases, all should see the articles who give comforts and no one should be worried and in discomforts.”

5. After that recite ten rosary of “ॐ शान्तिः” “Om Shanti”

6. Then at the time of sleep recite three rosary of the mool mantra.

This process be continued and you will have complete peace of mind.

75. We provide below a few mantras of daily use, which be memorised.

(i) **Raj Kariya Siddhi** :— Recite any one mantra one thousand times daily and you will be crowned with success in every work.

(a) ॐ ऐं क्लीं ह्रीं श्रीं त्रिपुरसुन्दर्यै नमः

“Om Aeen Kaleeng Hareeng Shreeng Tripursundriya  
Nama”.

(b) ॐ श्रीं श्रीं ॐ ॐ श्रीं श्रीं हूं फुट स्वाहा ।

“Om Shreeng Shreeng Om Om Shreeng Shreeng Hun  
Phut Sawaha”.

(ii) **Raj Vashi Karan** :—

ॐ ह्रीं सः भोजराज व शंकरी (अमुकं) मे वशं कुरु ह्रीं स्वाहा ।

“Om Hareeng Sa Bhojraj Va Shankri (Amuk) Mee Vansh  
Kuru Hareeng Sawaha”

In order to attain siddhi of this mantra recite for 11 thousands times. Then at the time of work recite one rosary of this mantra for success. Put tilak on your forehead of



Rooli, Gorochin, Kafoor and Lal Chandan. They be mixed duly grinded and mix in water.

(iii) **For Success in Meetings** :—

ॐ ह्रीं श्रीं कीर्तिकौमुदि वागीश्वरी प्रसन्नवरदे कीर्तिमुखमन्दिरे स्वाहा ।

“Om Hareng Shreng Kitrekomudi Vagishveri  
Prasanvarde Kitrimukhmandre Sawaha”.

Recite this mantra for 108 times before going to meeting for success.

(iv) **Victory Before Officer, Minister etc** :—

ॐ हूं फट्

“Om Hoong Phut.”

On First night of Navratri, this mantra be recited for one lac times. As and when you are to go before a officer, minister or any other man for your work recite this mantra 108 times (one rosary). You will achieve your object.

**76. Nav Garah Shanti Mantras** :—

All the NINE PLANETS affect the human and all articles on the earth. Some times the effects are very benefic and sometime they are malefic.

In case the malefic effects are being realised, these can be reduced or nullified through mantras of the specific planet. These mantras be recited carefully. This method is called “PROPITIATION OF PLANETS”. Detailed methods have also been provided in author’s World famous books, “COMPLETE ASTRO PALMISTRY”, “CONJUNCTION OF PLANETS” and “SATURN A FRIEND OR FOE”? and be also referred.

**1. Mantras for Sun** :—

**Tantrik**

(i) ॐ ह्रां ह्रीं ह्रौं सः सूर्याय नमः

“Om Harang Hareng Haroong Sau Suryae Nama”

This mantra be recited for 7000 times. Surya Namaskar is a must in the morning and Pooja of Surya be performed with Red flowers and Red Chandan.

(ii) Vedic Mantra :—

ॐ ह्रीं ह्रीं सः ॐ भूर्भुवः स्वः ॐ आकृष्णेन रजसा वर्तमानो निवेशयन्त-  
मृतं मृत्यञ्च । हिरण्येन सविता रथेना देवी याति भुवनाजी पश्यन् ॥  
ॐ सः स्वः भुवः भूः ॐ सः ह्रीं ह्रीं ह्रीं ॐ सूर्याय नमः

“Om Harang Hareng Haroong Sah Om Bhur Bhawa  
Sawa Om Aakrishnen rajsa Vartmano Niveshyantmritam  
mareyanch Hiranyen Savete Rathenadevi Yati Bhovnani  
Pashyan 10 m Savah bhovah Om Sah Haroong Hareng  
Harang Om Suryae Namah”.

(iii) Puranic Mantra :—

जपाकुसुमसङ्काशं काश्यपेयं महाधुतिम् ।  
तमोर्डरि सर्वपापघ्नं प्रणतोऽमि दिवाकरे ॥

“Japakusumasankasham Kashyapeyan Mahadutim Tamo-  
arim Sarvpapghnam Prantasmi Divakaram”.

2. Mantras for Moon :—

(i) ॐ श्रौं श्रौं श्रौं सः चन्द्रमसे नमः

“Om Sharang Shareeng Sharoong Se Chandarmase  
Namah”.

This mantra be recited for 11000 times. Chander Namaskar  
be performed in the evening after performing Chander pooja  
with white flowers and white Chandan.

(ii) Vedic Mantra :—

ॐ श्रौं श्रौं श्रौं सः ॐ भूर्भुवः स्वः ॐ इमन्देवा असपत्न सुवध्वम्महते  
क्षत्राय महते ज्यैष्ठयाय महते जानाराज्यायेन्द्रस्येन्द्रियाय । इमममुष्य  
पुत्रममुष्यै पुत्रमस्यै विवऽएषवोमी राजा सोमोऽस्माकं ब्राह्मणानां राजा ॥  
ॐ स्वः भुवः भूः ॐ सः श्रौं श्रौं श्रौं ॐ चन्द्रमसे नमः

“Om Sharang Shareeng Sharoong Se Om Bhoorbhava  
Swa Om emandeva aspatan subdavam hane Kashatriye  
mahne Jyeshthaye mahete Janarajyeendarasthenindraye  
yayaya.

Emushaye Putarmushye Putarmaste Vishamishvomi  
Raja Somoasmakan. Brahman raja ॥. Om Seva Bhuva  
Bho Om Se Sheroong Shareeng Sharang Om Chand or  
mase nama.

(iii) Puranic Mantra :—

दधिशङ्खतुषारामं क्षीरोदारुवसीम्भम् ।

नमामि शशिनं सोम शम्भोर्मुकुटभूषणम् ।

“Dadhishankhtusarabham Ksheerodarnavosannibham.

Namami Shashinam Soman Shambhormukutbhashanam”.

3. Mantras for Mercury :—

TANTRIK

(i) ॐ ब्राँ ब्रीँ ब्रौँ सः बुधाय नमः

“Om barang bareeng baroong Se Budhaye nama”.

This mantra be recited for 9000 times. Pooja of Budha be performed with flowers of different colours.

(ii) Vedic Mantra :—

ॐ ब्राँ ब्रीँ ब्रौँ सः भूर्भवः स्वः ॐ उद्बुद्धयस्वाग्ने प्रतिजागृहित्वामिष्टापूत  
सह ७ सृजेषामयञ्च । अस्मिन्त्संधस्थेऽर्द्धयुत्तरस्मिन् विश्वेदेवा यज-  
मानश्च सीदत ॥ ॐ स्वः भुवः भूः ॐ ब्रौँ ब्रीँ ब्राँ ॐ बुधाय नमः

“Om Barang Bareeng Baroong seh Bhoor Bhava Sawa  
Om Udbudhyas Vagne Pratijagrihi Twamishpurte Seh  
Srujetha Mayanch. Asmintsandhasthe Ardhyuktarsmin  
Vishvedeva Yajmanashch Prasedat. Om Sahva Bhoova  
Om Sah Baroong Bareeng Bareeng Budhaye Namah”.

(iii) Puranic Mantra :—

प्रियङ्गुगुलिकाश्यामं रूपेणप्रतिमं बुधम् ।

सौम्यं सौम्यगुणोपेतं तं बुधं प्रणमाम्यहम् ॥

“Priyang gukalikashyamam Roopenpratimam Budham.

Soumyam Soumyagunopitam Tam Budham

Pranamya”.

4. Mantras for MARS :—

TANTRIK

(i) ॐ क्राँ कीँ क्रौँ सः भीमाय नमः

“Om Karang Kareeng Karoong Se Boumaye Nama”.

This mantra be recited for 10,000 times. Pooja be performed with Red Chandan and Red flowers of Lal Kaner preferably.

(ii) Vedic Mantra :—

ॐ क्रां क्रीं क्रीं सः ॐ भूर्भुवः स्वः ॐ अग्निर्मूर्द्धा दिवः ककुत्पतिः  
पृथिव्याऽऽग्रयम् अपा ७ रेता ७ सिजिन्वति । ॐ स्वः भुवः भूः ॐ सः  
क्रीं क्रां ॐ श्रीमाय नमः ।

Om Karang Kareeng Karoong See Om Bhoorbhava Sawa  
Om Agnimoordhi diwa Kkutpati Prathioyayam apa  
Reta Sejinwati Om Sawah Bhoovah Bhooh Om Sah  
Kroung Kareng Karang Om Bhoumaya Namah”.

(iii) Puranic Mantra :—

धरणीगर्भसम्भूतं विद्युत्कान्तिसमप्रभम् ।

कुमारं शक्तिहसतं च मङ्गलं प्रणमाम्यहम् ॥

“Dharanigarbhsam bhootam Vidyatkantisam prabham  
Kumaramshaktihastamch Mangalam pranamamyaham”.

5. Mantras for Jupiter :—

TANTRIK

(i) ॐ ज्रां ज्रीं ज्रीं सः गुरवे नमः

“Om jarang jareeng jaroong se Gurve Nama”.

This mantra be recited for 19000 times and pooja be performed with flowers of yellow colours.

(ii) Vedic Mantra :—

ॐ ज्रां ज्रीं ज्रीं सः ॐ भूर्भुवः स्वः ॐ बृहस्पतेऽऽतिय दयोऽऽर्हाधुमद्धि-  
भाति क्रतुमज्जनेषु ।

यद्दीदयच्छवसऽऽऋतश्च जाततदस्मासुद्रविणं दोहि चित्रम् ॥

ॐ स्वः भुवः भूः ॐ सः ज्रीं ज्रीं ज्रां ॐ बृहस्पतये नमः

“Om jarang jareng jaroong Sah Om Bhoorbhavah Swah  
Brihaspateatiya Daryoarhadyumduibhati Ritumajjaneshu.  
Yaddidayachchhvasritapra jatatadsmasu Dravinamdyohi-  
chittam. Om Swah Bhoovah Bhoo Om Sah jaroong  
jareeng Om Brihaspataye Namah” !

(iii) Puranic Mantra :—

देवानाञ्च ऋषीणाञ्च गुरुं काञ्चनसन्निभम् ।

बुद्धिभूतं त्रिलोकेशं तं नमामि बृहस्पतिम् ॥

“Devananch Rishinanch Gurum Kanchansannibham”.

Buddhibhootam Trilokesham Tam Namami Brahespatim”!

## 6. Mantras for Venus :—

### TANTRIK

(i) ॐ द्राँ द्रीँ द्रौँ सः शुक्राय नमः

“Om darang dareeng daroong sa Shukraye Nama”.

This mantra be recited for 16000 thousands times. Pooja be performed with white flowers and white Chandan.

(ii) Vedic Mantra :—

ॐ द्राँ द्रीँ द्रौँ सः ॐ भूर्भवः स्वः ॐ अन्नात्परिस्त्र तो रसं ब्रह्मणा  
व्यपिबत्क्षत्रम्पयः सोमं प्रजापतिः ।

ऋतेन सत्यमिन्द्रियविपान ॐ शुक्रमन्धसऽन्द्रयमिदम्पयोमृतमाधु ॥

ॐ स्वः भूः ॐ सः द्रौँ द्रीँ द्राँ ॐ शुक्राय नमः

“Om darang dareeng daroong Se Om Bhoorbhava sawa  
Om Annat Parisrato Rasam Brahmanam Vyapibat  
Kshatramyatam Prajapatih ! Riten Satyamindriyavipan  
Shukramandhasandrasyendriyamidampayomritama-  
madhum. Om Svaha Boovaha Bhooha Om Seh Daroong  
Dareeng Darang Om Shukraye Namah” !

(iii) Puranic Mantra :—

हिमकुन्दमृणालाभं दैत्यानां परमं गुरुम् ।

सर्वशास्त्रप्रवक्तारं भार्गवं प्रणमाम्यहम् ॥

“Himkundmrinalabham Daityanam Paramam gurum.  
Sarvashastraprovoktaram Bhargavam Pranamam yaham!”

## 7. Mantra for Saturn :—To remove effects of Sade Sati :—

### TANTRIK

(i) ॐ प्राँ प्रीँ प्रौँ सः शनये नमः

“Om Prang Preeng Prong se shnepe Nama”.

(ii) ॐ खाँ खीँ खौँ सः शनये नमः

“Om Khang Kheeng Khong se Shaneye Nama”

The either of the mantra be recited for 24000 times. Pooja be performed with blue flowers and chandan. Lit oil-deep at Pooja time. Keep a fast on Saturday. Saturn stotra be recited. Donate black mash, till, Sarsoon oil, iron vessal, black cloth etc. offer food to oldmen. Use sade sati Tantra.

(iii) VEDIC MANTRA

ॐ खाँ खीँ खौँ सः ॐ भूर्भुवः स्वः ॐ शन्नो देवीरभिष्टयः  
आपो भवन्तु पीतये । शं योरिमिसृवन्तु नः । ॐ स्वः भुयः भूः ॐ सः  
खौँ खीँ खौँ ॐ शनैश्चराय नमः

“Om Khang Kheeng Khoog Sa Om Bhoor Bhawa Kha  
Om Shanoo Devi rabhishtaye Aapo Bhawanto Peetye  
Shanyorabi Sarvantona/Om Kha Bhawa Bhu Om Sa  
Khoong Kheeng Khang Om Shanshchraya mamah’s”

(iv) PURANIC MANTRA :—

ॐ नीलाम्जनसमाभासं रविपुत्रं यमाग्रजम् ।  
छायामार्तण्डसम्भूतं तं नमामि शनैश्चरम् ॥

“Om Neelanjansama bhasam Raviputra Yamagrajam.  
Chhayamartandsambhatam Tam Namaim Shanesh  
charam”.

8. Mantras for Rahu :—

TANTRIK

(i) ॐ भ्राँ भ्रीँ भ्रौँ सः राहवे नमः

“Om Chhrann Chhreeng Chhroong Se Rahu Nama”.

This Mantra be recited for 18000 times during night.  
Pooja be performed with Blue flowers and Chandan.

(ii) VADIC MANTRA :—

ॐ भ्राँ भ्रीँ भ्रौँ सः ॐ भूर्भुवः ॐ कयानश्चित्र आभुवदूती  
सदावृधः सभा । कयाशष्ठियावृता । ॐ स्वः भुवः मः ॐ सः  
भ्रौँ भ्रीँ भ्रौँ ॐ राहवे नमः ।

“Om Bharang Bhareeng Bharoong Sah Om Bhoorbhava  
Savaha Om Kayanashichittar Abhoovatooti Sadavridhha  
Sakha ! Kayashachisth-yavrita. Om Svaha Bhoova Bho  
om Sah Bharoong Bhareeng Bharang Om Rahava  
Namah”.

(iii) PURANIC MANTRA :—

ॐ अर्धकायं महावीर्यं चन्द्रादित्यविमर्दनम् ।  
सिंहिकागर्भसम्भूतं तं राहुं प्रणमाम्यहम् ।

“Om Shradh Kayam Mahavirya Chandradhityavimar-  
danam  
Singhikagarbhsam bhootam Tam Rahu Pranamam  
yham.”

9. Mantra for Ketu :—

TANTRIK

(i) ॐ प्रीं प्रीं प्रीं सः केतवे नमः

“Om Prang Preeng Paroung Sah Ketu Namah”

“Om Parang Pareeng Paroong So Kenve Namah”

This Mantra be recited for 1800 times. Pooja be performed with घृन्नवर्णा flowers and Chandan.

(ii) VEDIC MANTRA :—

ॐ प्रीं प्रीं प्रीं सः भूर्भुवः स्वः ॐ केतुं कृण्वन्नकेतवे

येशोमर्याऽन्नपेशसे । समुषद्मरजायथाः । ॐ स्वः भुवः

भूः ॐ सः प्रीं प्रीं प्रीं केतवे नमः ।

“Om Prang Preeng Parong Sah Bhoorbhavah savah. Om Ketum Krivannketava Yashomaryaapeshase. Samusdwibharjayathah. OmSwah Bhoovah, Bhoo, Om Sah Paroong Pareeng Praung Katave Namah”.

(iii) PURANIC MANTRA :—

ॐ पलाशपुष्पसङ्काशं तारकाग्रहमस्तकम्

रीद्रं रौद्रात्मकं घोरं तं केतुं प्रणामाभ्यहम् ॥

“Om Palasyuspasankasham Tarkagrahamastakam.

Roudram Roudratmakam ghoram Tam katum

Pranamamyaham”.

## CHAPTER - 5

### Some Important Points

We have detailed in Chapter 1 of this book the precautions which are required to be taken by Sadhaka. In Chapter 2 we have provided specific mantras for the practical use of the Sadhaka.

In Chapter 2 we have also written at places that Homa be performed with the articles prescribed for specific purpose or it has been mentioned that articles be infused with certain mantras. Naturally in absence of details of such articles, the sadhaka baffles, so we provide a list of articles required for Homa for the Various purposes. The articles mentioned for Homa are to be used for infusing the same.

#### Articles for Homa

1. For Vashi Karam the homa is to be performed with Beel leaves, Wings of crow, chameli flowers, Kaneer flower, Rae and salt.
2. For Shanti Karan use milk, til, ghee, leaves of peepal and mango trees also samdhas of these trees.
3. For Stambhan Homa be performed with Beel leaves, chameli flowers and black til. chandan powder, barley, Kamalgatti, Curd and ghee.
4. For Uchattan perform Homa with hair of person for whom mantra is used. seed of cotton and Neem, crow wings.
5. For Videshan homa be performed with Beel leaves, chirozi.
6. For Maran perform Homa with poison mixed with blood, Dhatura seeds, milk of goat, ghee, cotton, flesh and bone of man, nails of Sadhaka, Sarsoon oil, Wings of crow,



owl and other Karur birds. Bilwa, Sarsoon, aak milk, peeper, chilly, peepal tree milk.

**OTHER PURPOSES** :—For acquisition of girl homa be Performed with kheel for wife and women with Kamal. For Siddhi use curd and ghee, For officers, ministers etc fruit ghee, bilva leaves and til. For longevity use ghee, til, mango leaves in Homa. For fever mango leaves. For rain use samdha of beet (बैत) and leaves thereof.

For (वाक्य सिद्धि) use ghee and gugal. For Saraswati Siddhi flowers of malika, Jati & punag, fruit of Nagkesar.

Use only the articles prescribed for a particular Homa to obtain success.

## 2. DEVTAS

For making siddhi of a mantra in the above direction, one should know the specific Deva for specific work and the same be worshipped to gain success.

1. For Shanti Karan :—Rati (Wife of Kam Dev) Devi
2. For Vashi Karan :—Saraswati Devi
3. For Satamban :—Lakshami Devi
4. Uchattan :—Durga Devi
5. For Maran :—Bhadra Kali Devi
6. For Videshan :—Jyeshtha

## 3. TITHI AND DAYS

1. Shanti Karan be performed in 2nd, 3rd, 5th or 7th Tithi and particular days are Wednesday, Thursday, Friday or Monday. This can be performed on any day and on any tithi but if carried out on an auspicious moment or Lagna etc. it is quite useful and gives the results and success early.
2. Vashi Karan is to be performed on 10th, 11th, Amavas, 9th and 1st tithies. The auspicious days are Sunday and Friday.
3. Stamban Karan is to be performed on 5th, 10th and Poornima tithies. Falling on Monday and Wednesday are auspicious.

4. Uchattan mantras are to be performed or recited on 8th, 14th, 6th tithies are prescribed. Rikta tithi of Sunday is also good. All days are auspicious except Saturday. Rikti tithi means 4th, 9th and 14th.
5. Videshan can be performed on Poornima. Rikta tithi of Sunday is also auspicious. Falling on Saturday and Sunday are auspicious. Rikta tithies means 4th, 9th and 14th.
6. Maran mantras be recited and used on 14th, 8th and Amavas tithies are good. The days are Saturday, Tuesday and Sunday. These can also be performed when malefic planets are rising.

### TIME

A day is divided normally into 4 parts from Sunrise to Sun Set. So in the first part of the day Vashi Karan is to be performed. Second part is good for Videshan and Uchattan mantras. The rest part of the day can be used for Shanti Karan, Uchattan, Stambh and Maran.

### Nakshatras

The following nakshatras are auspicious for various purposes :—

1. Shānti Karan can be performed in any nakshatra.
2. Vashi Karan and Stambhan are to be performed during Jyestha, uttrashada, Anuradha and Rohini nakshatras.
3. Videshan, Uchattan and Maran be performed during Swati, Hast, Mrigasira, Chitra, Uttraphalguni, Pushy, Punarvasu, Aswini, Bharni, Aridra, Dhanishta. Sarvana, Maghan, Vaisakha, krittika, Poorva Phalguni and Rewati nakshatras.

### AUSPICIOUS LAGNAS

1. For Shanti Karan, Vashi Karan and Maran are to be performed during Aries, Virgo, Sagittarius and Pisces Lagna. Uchattan Karan can also be performed during these Lagnas.
2. Stambhan is to be performed during Leo and Scorpio Lagnas.
3. Videshan and Uchattan are to be practiced during Cancer and Libra Lagnas.

In the end of this Chapter, author again request the Sadhaka that practice of Mantra siddhi be started with full confidence and proper methods. Nature will help you in the mantras to be used for good of the people. Do not use it for nefarious purposes. Start under the guidance of a competent preceptor or Guru.

This is your own sadhana which will lead you to success. The author in no way will be responsible for your failure because the author feels no work is impossible.

Lord SHIVA will bless you with success.

**77. Tantric Hanumat Kalp :—** We have already given three mantras at Serial No. 68 known as Mahavir Mantras. Now we provide another way to appease Lord Hanuman ji to get his blessings.

For this pupose procure photograph of Lord Hanuman with Five Heads known as Panch Mukhi Hanuman and the pooja of this is to be performed which gives immediate results.

This photograph is very rare. The details of Panch Mukhi are detailed below :—

- (i) The East side face is of monkey. Its worship is equivalent to pooja of Crores of Surya. Eye brows are raised in this face.
- (ii) The Southern side face is of Nirsimha Lord. This removes all the worries and fears etc.
- (iii) The face on Westren side is of Garur. The tip of beak (चोच) is pointed and Curved. This removes the fears and effects of souls, poison and killer of snakes.
- (iv) The face on North side is of Venus. This cures the various diseases.
- (v) The 5th face which is raised upwardly is of अश्व. This face is very dreadful and is destroyer of Rakshaks (Demons).

This Panch Mukhi figure of Hanumanji is of Rudra Saroop as mentioned in Shastras.

The Sadhana of Panch Mukhi Hanuman is termed as most auspicious.

(i) **Hanumat Kalp** :— The mantra for Japa of Panch Mukhi Hanumanji is as below :—

ॐ हनुमते रुद्रात्मकाय ॐ फट् ।

“Hoong Hanumate Rudratamkaye Hoong Phut.”

This mantra be recited for one lacs times.

Lord Hanumanji who bestows blessings of all kinds on the Sadhaka is to be worshipped methodically. Homa be performed with 10000 mantras. After Homa तर्पण (Libration of water) be performed for 1000 mantras. मज्जन Purification be performed for the 10th part of Tarpan. After that 10 Brahmins be invited for lunch. All Brahmins must be pure Braham Charis. This pooja blesses the native with all success and fulfilment of desires.

(ii) **For Shatru Sankat Niwaran** :— This is used for saving the Sadhaka from loss, troubles etc. created by enemies. Mantra reads thus :—

ॐ पूर्वकपिमुखाय पंचमुखहनुमते टं टं टं टं ।

सकलशत्रु संहरणाय स्वाहा ॥

“Om Purvakpemukhaye Panch mukh humate Tan Tan Tan Tan Sakal Shatru Sanharnaye Savaha.”

This mantra be recited for 15 thousands times. After attaining Sidhi of this mantra, recite the mantra for 21 times with the name of enemy who then can not harm. The enemy will become frightened and will yield to Sadhaka.

(iii) **To Get rid from Souls** :— The mantra is to be recited for ten thousand times. The Homa for 1/10th part of mantra be performed with Ashat Gand (अष्टगन्ध).

ॐ दक्षिणामुखाय पंचमुखहनुमते करालवदनाय

नारसिंहाय ॐ ह्रां ह्रीं हूं ह्रीं । हः सकल भूतप्रेतदमनाय स्वाहा ॥

“Om Dakshinmukhaye Panchmukh Hanumate Kral vadnaye Narsimhae Om Harang Hareeng Hoon Haun. Ha Sakal Bhoot preet damnaye Sawaha”.

The siddhi of this mantra can be attained after reciting this mantra for ten thousands times. The Homa be performed with Ashat Gand and mantras be one thousand. After attaining Siddhi, the person affected by souls be exorcised for

21 times with the above mantra and he will recover. You can purify the water through 21 mantras and the water be sprinkled over the affected person or ask him to drink the water, this removes the evil effects.

**(iv) To Remove the Effects of Poison :—**

ॐ पश्चिममुखाय गरुडाननाय पंचमुख हनुमते मं मं  
मं मं मं सकल विषहराय स्वाहा ॥

“Om Pashichammukhaye Gurudannaye Panchmukh  
Hanumate man man man man man Sakal Vishharaye  
Savaha.”

The siddhi of this mantra be attained after reciting it for ten thousand times. This mantra be recited at mid night on Dewali, lamp of ghee be lit and keeping Hanumanji in your heart and soul, the mantras be recited. Poison through bite of Snake, Scorpio and other poisonous insects or animal can be removed by reciting this mantra for 108 times loudly over the affected place and put your hand from upward to downward at the affected place for 108 times. The effect of poison will be removed.

**Other uses of Mantras :—** After Siddhi, the mantra be used.

1. The Northern side root of Kranj tree be brought. From this root make an idol of Hanumanji which be installed in a religious way like a consecration of an image in a temple. The idol be coloured with Sandoor otherwise called Vermilion and while doing so the beej mantra as laid down above at serial no (i) Hanumat kalp be recited for 108 times and idol be installed at the door of the house.

Such house can not be affected through souls, thief, fire, poison, disease and Govt; disfavour. In addition to such protection one will be blessed with wealth, male child and prosperity.

2. Take a few nails and some quantity of Ash from Cemetry or Shamshan ghat and the mantra be recited for 7 days continuously from Sunset to Sunrise. Without the knowledge of your enemies, the nail and Ash be buried at the door of house of your enemy. The enemy will surrender.

3. Bring ash or earth of cemetery and make a figure of your enemy and write his name on the Chest and the image be installed during recitation of mantras. After that the image be punctured or pierced at places and the mantra be recited continuously and idol or image be broken into pieces. With your lip tightened, the image be rubbed with your palms and be left there and one should return to his home. Do it continuously. The enemy will die.

#### 4. Homa for Realisation of Hopes and Desires :—

The Homa is to be performed for various purposes, the material to be used in Homa is detailed below for each purpose.

1. For Vashi Karan, with Sarson Oil.
2. For enmity or Hatered (विद्धेषण) :- Flowers of Kaneer, Samdhas of its wood, Zeera and black peepers.
3. For Fever :— Durva (A Special grass).
4. For Diseases, pain etc :— Samdhas of Nirgundi.
5. For Good luck :— Chandan, Camphor, Gorochin, Ilachi, and loong.
6. For Wining Laurels (यश प्राप्ति) :- Flowers having fragrance.
7. For Troubling or Death of opponents :— Raei (राई) or mustard and dust of feet of opponent mixed with Salt.

#### A FEW DURGA SAPTSHATI SAMPUT MANTRAS

In Markande Purana there are seven hundreds slokas of Devi Mahatam which are famous as "DURGA SAPTSHATI". Saptshati Dharm Arth Kam Mokash bestows four siddhis. The Sadhaka attains siddhi if one recites these Mantras with Samput and Faith. These mantras stand tested since ages. We provide a few famous mantras for the welfare of mankind. Samputs be used as ॐ ह्रीं in the end of mantra or you can use ह्रीं in the centre.

#### 1. Kalyan Kari Mantra :—

सर्वमङ्गलमङ्गलये शिवे सर्वार्थसाधिके  
शरण्ये त्र्यम्बके गौरि नारायणि नमोऽस्तु ते ।

“Sarvmangal mangliye Shive Sarvarth Sadhike Sharnaye  
Trambhike Gauri Narayani Namostu Te”.  
(Refer. Serial No. I mantra 62 Supra).

**2. For Warding off Evils :—**

- (i) रक्षांसि यत्रोग्रविषाश्च नागा  
यत्रारयो दस्युबलनि यत्र ।  
(ii) दावानलोयत्र तथाब्धिमध्ये  
तत्र स्थिता त्वं परिपासि विश्वम् ॥

**3. For Attaining Moksha :—**

- (a) सर्वभूता यदा देवी स्वर्गमुक्तिप्रदायिनी  
त्वं स्तुता स्तुतये का वा भवन्तु परमोक्तयः  
(b) सर्वस्य बुद्धिरूपण जनस्य हृदि संस्थिते  
स्वर्गापवर्गदे देवि नारायणि नमोऽस्तु ते ।  
(c) त्वं वैष्णवी शक्तिरनन्तवीर्या  
विश्वस्य बीजं परमासि माया ।  
सम्मोहितं देवि समस्तमेतत्  
त्वं वै प्रसन्ना भुवि मुक्तिहेतुः ॥

**4. To Get a Virtuous and Good Wife :**

पत्नीं मनोरमां देहि मनोवृत्तानुसारिणीम् ।  
तारिणीं दुर्गसंसारसागरस्य कुलोद्भवाम् ॥

**5. To Ward off Difficulties :—**

शरणागतदीना तं परित्राणपरायणे ।  
सर्वस्यातिहरे देवि नारायणि नमोऽस्तु ते ॥

**6. To Ward off Fear :—**

- (a) सर्वस्वरूपे सर्वेशे सर्वशक्तिसमन्विते ।  
मयेभ्यस्त्राहि नो देवि दुर्गे देवि नमोऽस्तु ते ॥  
(b) यस्याः प्रमावमलुलं भगवाननन्तो  
ब्रह्मा हरश्च न हि वक्तुमलं वलं च ।  
सा चण्डिकाखिलजगत्परिपालनाय  
नाशाय चाशुभमयस्व मतिं करोतु ॥  
(c) एतत्ते वदनं सौम्यं लोचनत्रयभूषितम् ।  
पातु नः सर्वभीतिभ्तः कात्यायनि नमोऽस्तु ते ॥

(d) ज्वालाकरालमत्युग्रमशेषासुरसूदनम् ।  
त्रिशूलं पातु नो भीतेर्भद्रकालि नमोऽस्तु ते ॥

**7. To Ward off Sins :—**

(a) हिनस्ति दैत्यतेजासि स्वनेनापूर्य या जगत् ।  
सा घण्टा पातु नो देवि पापोभ्योऽनः सुतानिव ॥

(b) देवि प्रसीद परिपालय नोऽरिभीतेनित्यं  
यथासुरवधादधुनैत सघः ।  
पापानि सर्वजगतां प्रशमं नयाशु  
उत्पातपाकजनिताश्च महोपसर्गान् ॥

**8. For Cure From Diseases :—**

(a) रोगानशेषानपहंसि तुष्टा रुष्टा तु कामान् सकलानभीष्टान् ।  
त्वामाश्रितानां न विपन्नराणां त्वामाश्रिता ह्याश्रयतां प्रयान्ति ॥

**Particularly For Small Pox :—**

(b) जयन्ती मङ्गला काली भद्रकाली कपालिनी ।  
दर्गा क्षमा शिवा धात्री स्वाहा स्वधा नमोऽस्तु ते ॥

**9. To Ward off Poverty and Troubles :—**

दुर्गं स्मृता हरसि मीतिमशेषजन्तोः स्वस्थैः  
स्मृता मतिमतीव शुभां ददासि ।  
दारिद्र्य यदुः खभयहारिणि का त्वदन्या  
सर्वोपकाकरणाय सदाऽऽचिता ॥

**10. For Health and Good Luck :—**

दहि सौभाग्यमारोग्यं देहि मे परमं सुखम् ।  
रूपं देहि जयं देहि यशो दिषो जाहि ॥

**11. For Proficiency in Education and Infatuation of Women :—**

विधाः समस्तास्तव देवि भेदाः  
रित्रयः समस्ताः सकला जगत्सु ।  
त्वयैकया पूरितमम्बयैतत्तु  
का ते स्तुतिः स्तव्यपरा परोक्तिः ॥

**12. To Attain Shakti and Power :—**

सृष्टिस्थितिविनाशानां शक्तिभूते सनातनि ।  
गुणाश्रये गुणामये नारायणि नमोऽस्तु ते ॥



**13. To Get Appreciation of Work :—**

प्रणतानां प्रसीद त्वं देवि विश्र्वार्तिहारिणि ।  
त्रैलोक्यवासिनामीज्ये लोकानां वरदा भव ॥

**14. To Attain Peace of Mind :—**

सर्वाबाधाप्रशमनं त्रलोक्यस्यस्यारिवलेश्वरि ।  
एवमेव त्वया कार्यमस्मैदूरिविनाशनम् ॥

**15. For Removal of Difficulties :—**

(a) करोति सा नः शुभदेतुरीश्वरी ।

शुभानि भद्राप्यभिहन्तु चापदः ॥ .

(b) देवि प्रपन्नार्तिहरे प्रसीद मातर्जगतोऽखिलस्य ।

प्रसीद विश्वेश्वरि पाहि विश्वं त्वमीश्वरी देवि चराचरस्य ॥

**16. For the Protection of all :—**

या श्रीः स्वयं सुकृतिना मवनेष्वलक्ष्मी

पापात्मनां कृतघियां हृदयेषु बुद्धिः ।

श्रद्धा सतां कुलजनप्रभवस्य लज्जा

तां त्वां नताः स्म परिपालय देवि विश्र्वम् ॥

**17. For Welfare of all :—**

देव्या यया ततमिदं जगदात्मशक्त्या

निश्शेषदेवगणशक्तिसमूहमूर्त्या ।

तामम्बिकामखिलदेवमर्हाषिपूज्यां

भक्त्या नताः स्म विदधातु शुभानि सा नः ॥

**18. For Birth of Son :— This mantra relieves one from all trouble and blesses on with birth of Son.**

सर्वाबाधाविनिर्मुक्तो घनघान्यसुतान्वितः ।

मनुष्यो मत्प्रसादेन भविष्यति व संशयः ॥

**19. For Attaining Mukti and Bhakti :— This mantra blesses the Sadhaka with Liberation and Prayer.**

विधेहि देवि कलयाणां विधेहि परमां श्रियम् ।

रूपं देहि जयं यशो देहि द्विषो जहि ॥

**20. To Ward off Sins and Attaining Bhakti :—**

नतेभ्यः सर्वदा भक्त्या चण्डिके दुरितापहे ।

रूपं देहि जयं देहि यशो देहि द्विषो जहि ॥

21. **For Siddhi of Dreams :—** The siddhi of this mantra enables Sadhaka to know all good or bad things to happen in the dream.

दर्गे देवि नमस्तुभ्यं सर्वकामार्थसाधिके ।

मम सिद्धिमसिद्धि वा स्वप्ने सर्व प्रदर्शय ॥

This ends Mantras of "DURGA SAPTSHATI".

### OTHER USEFUL MANTRAS

22. **Suneshwari Mantra :—**

ॐ ह्रीं श्रीं चण्डालिनी श्मशानवासिनी ममचित्तम कथि शुभाशुभ

स्वप्ने कट्टाय स्वाहा ।

This mantra be recited for ten thousand times in a cremation ground or in a Cemetery. The Mother Suneshwari will tell the Sadhaka all secrets in his ears.

23. **Saraswati Mantra :—**

ॐ ह्रीं ऐं ह्रीं ॐ सरस्वत्यै नमः ।

- Recite this mantra for 1.25 Lacs times. It promotes one's intelligence, education, and one will be fluent in speech. (Refer Mantra at Serial No. 60 (iii) Supra). Do Homa of 12500 mantras and 1250 Tarpan are to be performed.

24. **Indrakashi Mantra :—**

ॐ श्रीं ह्रीं ऐं स्वीं क्लीं इन्द्राक्षी वज्रहस्ते फट् स्वाहा ।

The mantra be recited daily for fulfillment of all desires.

25. **First Mantra of the World :—**

ॐ अग्नि मीढे पुरोहितम् यत्तस्य देवम् ऋत्वजं होतारं रत्नेद्धत्मम ।

This is the first mantra of the world. In this mantra Worship of Agni or Fire has been recited. In Homa, this mantra carries special importance. The recitation of this mantra for 108 times a day continuously bestows on the Sadhaka all Comforts of Life This is a tested one.

26. **To Solve Financial Difficulties :—** (i) Perform pooja of idol of Mahalakshmi with lamp, in the morning. Recite the following mantra for 108 times. One's financial difficulties will be solved.

तस्य या परमा शक्तिर्ज्योत्स्नेव हिमदीप्तिः ।  
 सर्वावस्थां गता देवी स्वात्मभूतानपायिनौ ।  
 अहंता ब्रह्मणस्तस्य साहमस्मि सनातनी ॥

(ii) Before the idol of Tripura Sundri or Shri-Yantra, recite the following mantra for 108 times for 45 days. Offer red flowers on Devi or Yantra. Devi of Shri Yantra is known as "Bhagwati Tripura Sundri." The person who offers pooja to them Viz Devi & Shri Yantra can not remain in poverty. The mantra reads as :—

माता मानं मेयं बिन्दुत्रयभिन्नबीजरूपाणि ।  
 धामत्रयपीठत्रयशक्तित्रयभेदभावितान्यपि ॥  
 तेषु क्रमेण लिंगत्रितयं तद्धृद्य मातृकाश्रितयम् ।  
 इत्थं त्रितयपुरी या तुरीय पीठादिभेदिनी विद्या ॥  
 इति कामकला विद्या देवी चक्रक्रमात्मिका सेयम् ।  
 विदिता येन स मुक्तो भवति महात्रिपुररसुन्दरीरूपः ॥

(iii) Light a lamp before idol of Lord Rama and recite the following mantra for 45 days and 10,008 times.

आपदाम् उपहृतरिम् दातारम् सर्वं सम्पदाम् ।  
 लोकाभिरामम् श्रीरामम् भूयो-भूयो नमाम्यहम् ॥

(iv) Perform pooja before idol of Lakshami in the morning after performing other rituals and lightning lamp with the following mantra, which be recited 108 times daily for 108 days.

ॐ ऐं ह्रीं श्रीं क्लीं ह्र् सौः जगत्प्रसूत्यै नमः ॥

27. For Good Health and Recovery from Disease :— From the third day of Amavasya, recite following mantra for 108 times after taking bath in the morning. By performing continuous pooja, the patient recovers from illness. Others maintain good health.

ॐ नमो परमात्मने पारब्रह्म मम शरीरे पाहि कुरु कुरु स्वाहा ॥

28. For Progney :— Procure an idol of Lord Krishna depicting his childhood age and be kept in the room. Recite this mantra for one year daily for 108 times continuously. Couple or either of them can do the japa.

देवकी सुत गोविन्द वासुदेव जगत्पते ।  
 देही मे तनयं कृष्ण त्वामहं शरणगता ॥

29. **For Early Marriage** :— Light a lamp before idol of Parvati. The girl should herself recite 11 rosaries for 90 days with the following mantra continuously :—

हे गौरि शंकराद्धांगि यथा त्वं शंकरप्रिया ।  
तथा मां कुरु कल्याणि कान्तकान्तां सुदुर्लभाम् ॥

30. **For Life Partner according to one's Choice or Desire** :—

In case of love affairs, when the possibility of marriage is remote for some reasons between lovers, the recitation of following mantra leads to the union of the two.

Either of two or both can perform japa of the mantra. The person who is performing pooja should keep a photo of other partner. One should light a lamp before the photo and recite the mantra for one lac time.

ॐ हां ग जूं सः (नाम) मे वश्य-वश्य स्वाहा ।

31. **To remove difficulties for Completion of works** :— (i) Light a lamp before the idol of Lord Vishnu and recite the following mantra for 108 times continuously, otherwise one should perform japa for 45 days in a year. The mantra is from RIG VEDA 4/32/20-21.

ॐ भूरीदा भूरि देहिनो, मा दध्रं भूर्यां मर, भूरि धेदिन्द्र दित्ससि

ॐ भूरिदाह्यसि श्रुतः पुरुजा शूर वृत्रहन् । अनो भाजख राघसि ।

- (ii) **Keep fast on Tuesday**. Procure idol of Hanumanji carrying mountain. At mid night light a lamp before the idol and recite the following mantra for 12000 times. After that perform Homa with 1200 mantra, the Samagri for mantra should be rice, curd, milk, ghee and Sweets. If pooja is performed for 45 Tuesdays continuously, one can be blessed with Darshan of Hanumanji. One will feel that difficulties are removed from first Tuesday. During Sadhana, be pious, otherwise you may experience some loss.

ॐ हौं ह् स्फे हस्त्रों हस्त्रफे ह्, सौं हनुमते नमः ॥

One should recite this mantra 1008 times in the morning.

एँ सच्चिदेकं ब्रह्म ह्रीं सच्चिदेकं ब्रह्म श्रीं सच्चिदेकं ब्रह्म ॥

32. **For Getting Good Education** :— Take a bath in the morning and perform pooja of idol of Sarraswati with white

flowers. Recite either of the mantra for 108 times for 45 days. One will get good educations and all hurdles will be removed.

ॐ अघ्यात्ममघिदैवच्च देवानां सम्यगोश्वरी ।

प्रत्यगास्ते वदंती या सामां पातु सरस्वती ॥

OR ॐ यां विदित्वाखिलं बन्धं निर्मस्याखिलर्वलना ।

योगी याति परं स्यानं सा मां पातु सरस्वती ॥

33. **For Removal of Worries** :—(i) Recite daily this mantra for 1008 times before idol of Lord Krishna after lightning a lamp. At the time of difficulties recite this mantra and all troubles will vanish.

ॐ क्लीं कृणाय गोविन्दाय गोपीजनवल्लभाय स्वाहा ।

- (ii) After taking bath in the morning recite the mantra for 1008 times for 45 days, you can do it continuously. This mantra has been taken from Mahanivaran Tantra 5/6.

ॐ आघायै विद्महे परमेश्वर्ये धीमही, तन्नो काली प्रचोदयात् ।

34. **For Vashi Karan** :— This is a Sarv Siddhi Mantra and is very powerful. For 41 days the japa be performed for 1.25 Lacs times after taking bath sitting under a Bargad tree on Sunday in Ashwini Nakshatra. After attaining Siddhi of the mantra, you can exorcism any body who will become under you contral. The mantra reads thus :—

ॐ नमो भगवते रुद्राय नमो सर्वं जगत वश्यं कुरु-कुरु, फट फट स्वाहा ।

35. **To attain Wealth** :—

Mantra ॐ ह्रीं प्रहन प्रवान ह्रीं ह्रीं ह्राः

The above mantra is very powerful, the siddhi of which is made in seclusion. The Sadhaka should recite 1.25 lacs times this mantra, during 41 days. During japa, one should remain pious in all ways. Milk and rice should be taken as diet and one should not speak with any body during japa. The japa be performed either at Sun rise or at Sun set. Complete faith and sincere japa is the main condition. You will be blessed with wealth. Serve the poors, help persons in trouble and yogis etc.

36. **For Removal of Poverty** :— This mantra be recited early in the morning.

**Mantra** :— या कबोर या गंनी या लजी बानी

After leaving bed and washing your face recite the word once "Bisam Allah" and then the above mantra for 100 times. Do not talk with any body till you complete japa. Before and after japa light incense, the process be continued for 41 days. One will be blessed with wealth.

**37. For Self Protection** :— Recite the mantra for 108 times and exorcism the self. One will remain safe against any attack, troubles etc.

**Mantra** :— उगं प्र ब्रह्म भाधने सर हरी पाह  
पाह कुफर स्वाहा ।

**38. Shatru Nashak Mantra** :— This mantra is used for the destruction of enemy. The mantra reads thus :—

**Mantra** :— ॐ ह्र ह्रीं क्लीं ऐं लि मोग पुखा भैरवी  
म तंगी त्रलोक वश मानये स्वाहा ।

Recite this mantra for one thousand times. After that apply tilak of Gorochan and Mansal and go to enemy. Recite this mantra seven times on seven urd dal pieces and throw these pieces on him. Either he will become under your control or will be bed ridden.

**39. Maha Mohan Mantra** :— The Mantra reads as :—

“ॐ श्रीं धूं धूं ठः ठः ह्र ह्रीं क्लीं ह्रीं स्वाहा” ।

Procure wings of chichaka on Purva day, ground it in kasturi and recite the above mantra 108 times over it. Put tilak of the powder and go to any body, officer, minister etc. who will be very favourable to you and will do all your jobs.

**40. Vashi Karan** :— This mantra be recited' for 21 days, one hundred times daily with due pooja and attain siddhi of this mantra.

“ॐ नमः कशप्र कामणी आमुक दशायमान हुं फूट स्वाहा” ।

Procure a copper idol, perform its pooja and recite the above mantra for 21 days, one hundred times daily before idal and do not talk during pooja. Flowers picked up from front of idol be thrown on any body, who will be infatuated.

**41. Vashi Karan Supari Mantra** :— Recite the mantra for 108 times and exorcism the supari with the mantra and give to any body, who will become under control.

ॐ नमो भगवते वासुदेवाय त्रिलोक्यनाथाय त्रिताप वारणाय अमुकस्य मम वश्यं कुरु कुरु स्वाहा” ।

42. Chalk mitti and ash of Cowdung be mixed and plastered on the floor and after taking bath, sit in Uradh Asana and recite the mantra continuously for 41 days and 108 times daily. Any body exorcised after reciting this mantra will be infatuated.

“ॐ नमो भुवनभास्कराये जगदोशिम वरदाय भवानि पश्याम मुखं पश्यन्ति ते ते नम वश्यं स्वाहा” ।

43. **Mohini Mantra** :— Recite this mantra for one lac times. Put tilak on your forehead after reciting this mantra for 7 times as and when required and go to anybody, who will be infatuated.

“ॐ उड्डामहेश्वराय सर्वजगत मोहनाय हुं फट् फट् हुं हुं स्वाहा” ।

44. This is a Aakarshan Mantra for all. Recite this mantra for one lac times after lighting Dhoop, lamp and perform pooja to attain siddhi. As and when required exorcise any body, who will be infatuated.

“ॐ नमो आदि परेश्वराय अमुकस्य आकर्षणं” ।

45. **For Defeat of Enemy** :— Recite this mantra for 108 times and exorcism the enemy who will be defeated and will become under your control.

“ॐ शत्रु दमनम् हुं फट् स्वाहा” ।

46. **For Victory over Enemy** :— The mantra reads as :—

“ॐ वैरी नाशक दोष दूरय हुं फट् स्वाहा” ।

In case your enemy is too strong, teases you much and does not come round. Take a cup of milk of Aak or Madar plant, exorcism the same with above mantra 108 times and put the cup at the cross roads. Write the name of enemy on the cup. The enemy will become restless to meet you and will be infatuated.

47. **For Vashi Karan** :— “ॐ मोडी” Recite this mantra for 500 times daily for 21 days continuously in the morning. On any body you will exorcism after reciting this mantra for 5 times will become under your control.

**48. Vashi Karan Pushap Mantra :—** Recite this mantra for ten thousand times. Exorcism a flower with this mantra as and when required on Sunday or Monday and give it to any body, who will be much infatuated.

“ॐ चामुण्डाय जय जय वश्यं कुरु, जय जय सारसविता नमा स्वाहा” ।

**49. Tribhuvan Vashi Karan Mantra :—** The mantra reads thus :—

“ॐ नमो भगवती मातेश्वरी सर्वजन जनी सरवेसां महामाई  
मतगे कुमारिके नन्द नन्द जिवहे सर्वलोक वशीम कुरु कुरु स्वाहा ।

The siddhi is obtained after reciting 10,000 times. During Moon eclipse root of white Vishnu Karanta be used as Anjan in the eyes. Put tilak of Mansal, GoroChan and Tambool. Anybody to whom you will talk will be infatuated. OR-On Triyodashi day of Shukal Pakash, procure root of white Gangchi, mix in betal leave and give it to anybody duly exorcised by the above mantra. One will be infatuated. This is tested one.

**50. For Ruin of Enemy :—** Recite this mantra for 1008 times. As and when you want to take revenge from your enemy, recite this mantra 108 times by his name and perform Tarpan. The enemy's intelligence will be lost.

“ॐ नमो भगवते विश्वमत्राय नमः सवमुखाम्याम्  
विश्वामित्राक्षामति आगच्छ स्वाहा” ।

**51. Vashi Karan Saber Mantra :—** Recite this mantra for 1200 times and use dhoop, lamp, sweets etc. as offerings. Use name of person in place of word “RAM” in the mantra.

“ॐ नमो भगवती रुद्राणी चामुण्डो अमुकस्य मम वश्यं कुरु कुरु स्वाहा” ॥

After siddhi of mantra, when any body is to be infatuated, procure his/her hairs, mix them in Gugal and make ball of it. Perform homa with 1000 mantras and use ball in it also. The person will be infatuated and will approach you.

**52. Maha Maya Mantra :—** This is very effective and easy mantra.

“ॐ नमो महामाया महाभोगदायिनी हूं स्वाहा” ।

“Om Namō Mahamaya Mahabhog Dayani Hoong  
Savaha”



Recite this mantra for 5000 times. After that perform Homa with Five dry fruits etc, ghee and Munaka with 500 mantras. After homa perform pooja of little girls and give them sweets and meal and the Sadhaka should take sweets himself.

By the use of this mantra all wishes are fulfilled as you have appeased Maha Maya Devi. You can infatuate men, Raja and women.

**53. Others should work according to your wishes :—**

Use either of these two mantras to gain your object in a methodical way :—

1. "ॐ ह्रीं लीं ह्रीं लैं हुं लीं हुं लीं ह्रीं लः अमुकं ठः ठः" ।
2. "लं ह्रां लां ह्रीं लीं ह्रीं लीं हं लीं ह्रीं लः अमुकं ठः ठः स्वाहा" ॥

Recite any of the mantra for one lacs times and perform homa with Ten thousand mantras. The ashes of homa be preserved. In any house, or on any person a pinch of ash is thrown will act according to your wishes. You can destroy enemy and perform "Stambhan" of any thing who will act as per your directions. Replace the name of any body in place of word "Amuk" in the mantra or the word "Sarv-Jagat" be used.

**54. To Attain Desires :—**

Recite this mantra for one lac times. Perform pooja of Devi, you will realise your desires and wishes.

"ॐ ह्रीं श्रीमान से सिद्धि कुरु-कुरु ह्रीं नमः"

**55. For successful Completion of work:—** Recite this mantra for one thousand times and perform Homa with Honey with 108 mantras. Your work will be done according to your wishes, the mantra reads as :—

"ॐ हुं प्रमोदयित्री ह्रीं प्रचोदय ऐं ॐ व्रं उं फट् स्वाहा" ।

**56. Manokamna Siddhi Mantra :—**

"ॐ ह्रीं मानसे मन से ॐ ॐ" ।

Recite this mantra for ten thousand times. Perform homa with ghee, Dhoob grass and rice with 1008 mantras. Your all desires will be fulfilled.

**57. To Appease Devas, Ishat etc :—**

"ॐ ह्री नमः"

Wear red clothes and rosary of Red Kum Kum and recite the above mantra for seven days. 5000 times daily. Sadhaka will have the blessings of his God. All desired men and women will also be infatuated.

You should recite this mantra all the times for Comforts etc.

58. **For Successful Completion of all Jobs :—** This mantra be recited for ten thousand times to attain sidhi of this mantra. After that and when you are to start a work, one should recite mantra 108 times you will have success.

The mantra reads as :—

“ॐ नमः सर्वार्थसाधनी स्वाहा” ।

59. **To Attract all or any one :—**

This mantra is Called “Sarv Aakarshan Mantra”.

“ॐ चामुण्डे तस्तु अमुकाय आकर्षय आकर्षय स्वाहा” ।

Recite this mantra one thousand times daily for 21 days. Replace the name of person in place of word, “Amuk”. One will be infatuated. Every male or female can use this mantra. This is a TESTED ONE.

60. **Rakshaw Kavach Mantra :—** This mantra is used to draw “Lakshman Rekha” around the Sadhaka for his protection while performing any act of Tantrik :—

**Mantra :**

छोटी मोटी थमन्त वार को बार बांधे पार की पार बांधे  
भराघ मसारा बांधे जादू बीर बांधे टौना टम्बर बांधे दीठ मूठ बांधे  
चोरी छार बांधे मिड़िया और बाघ बांधे बीछू और सांप बांधे  
ला इलाह का कोट इलिल्लाह की खाई मुहम्मद रसूलिल्लाह की  
चौकी हजरत अली की दुहाई”

In jungle or at home recite this mantra three times before going to bed and three times your thigh be gently beaten. Draw a line on the ground and sit inside that, you will remain safe during your sadhana.

## CHAPTER - 6

### Specific Mantras for Birth of Children

Children are nature's gift for the happiness of a family. When a native is devoid of a child, the life becomes HELL. Indian Woman is a symbol of Sacrifice, service and sacrament. She adores her husband in all walks of life, whether the husband is poor or wealthy and she loves him like God.

The peace of mind inspite of having all Comforts of life or otherwise becomes upset if there is no child or any issue out of the Couple. People hanker after the quacks, savants and other places of their interest to achieve the goal but are robbed and remain disappointed.

Astrology in such case comes to the rescue of Such Couples. Careful study of their horoscopes indicates whether or not they will have an issue. Whether husband or wife is devoid of Virility and above all Medical Astrology can help the Couple to shape their action and life according to the advice of an astrologer.

In Case the horoscope indicates children or issues but are delayed, upayes through occult science are adopted which is an indirect way of prayer and the sadhaka is blessed with his or her desires. Yantra and Tantra are the two ways out of the occult science where a number of yantras are available for getting success in this respect. Such Yantras have been detailed in author's famous book, "PRACTICALS OF YANTRAS."

“PRAYER CHANGES THINGS” is another supreme methods than above all. But in this case sadhaka has to exert personally and one is surely blessed with success. Prayer is to be performed through Mantras which we now provide for the use and benefits of the Sadhaka to attain the birth of child.

After doing “Ang Nayas” ie purification of body parts, the Japa of Mantra is started for a specific number and in a specific way.

### MANTRAS

1. ॐ श्रीं ह्रीं क्लीं ग्लौं देवकीसुत गोविन्द वासुदेव जगत्पते ।  
देहि मे सनयं कृष्ण त्वामहं शरणं गतः ॥
2. ॐ नमो भगवते जगदात्मसूतये नमः
3. ॐ देवकीसुत गोविन्द वासुदेव जगत्पते ।  
देहि मे तनयं कृष्ण त्वामहं शरणं गतः ॥

Recite above mantras for 3 lacs times each.

### METHOD OF JAPA OF MANTRA

At midnight of 10th tithi (Dasmi) of Shukal Pakash (Bright half) perform Pooja of Lord Krishna, SHIVA or your deity. For pooja draw or procure Swastik figure and put over it a deip full of ghee and light the lamp with Cotton wick. Make a eight sided flower and put idol of Lord Krishna etc inside it and perform pooja. Fill two bowls or jug with water and install them and perform their pooja these are called “Kalash” कलश.

After that invoke Lord Krishna etc. in those Kalashes and perform pooja. Recite 108 times above mantra.

On 12th Tithi perform pooja of deity. Prepare Khir of Anghani rice in cow milk and gur (please note not Sugar) and offer to deity as Bhog or diet. Alongwith fruits, dal, sweetened and tasteful diet, curd of milk of kapila cow are also to be included. Put them in Golden plates (or as you can afford) and offer to your deity. The clear water mixed with rose water be offered alongwith diet.

After that according to your financial condition, invite brahmins for lunch. Perform homa with above khir by putting ahutis 108 or 28 times while reciting above mantra. The balance khir be preserved. After that put 800 ahuits of ghee in sacred fire of Homa. The balance ghee be put in both kalashes containing water. The water be sprinkled over husband and wife. After that brahmin should recite 108 times above mantra and balance khir kept be given in the hands of couple, couple should sit on a comfortable asna.

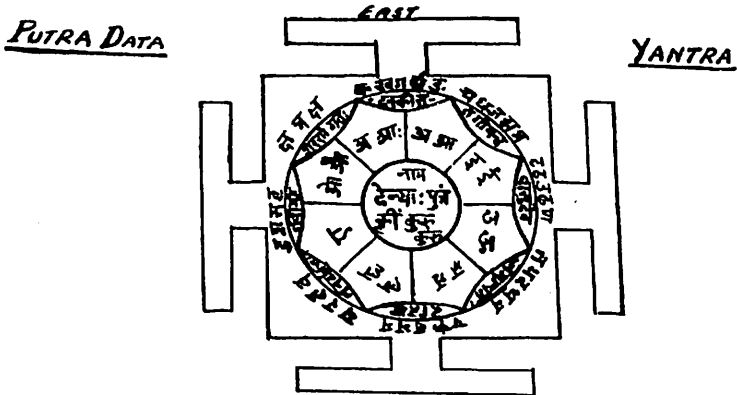
The couple should keep the idol in their thoughts and eyes and keep the desire for birth of a child and pay homage to brahmins, who then bless the couple for the birth of a child. Then the couple should take lunch.

In this way, the child born will be quite lucky.

In case, any body can not spend as above, they should recite the above mantra and perform Tarpan. He too will be blessed with a child.

### THE YANTRA

Based on the above mantra, the following yantra be prepared on gold, silver, copper or stainless steel plate. Put butter over the yantra and perform pooja with either of the above mantra, by reciting 1108 times, the lady should eat the butter and put the yantra on person in neck or on her arm. She will be blessed with son.



## SANTAN GOPAL STOTRAM

The above Stotram contains 101 mantras out of which first 10 are provided. One should recite any one of this stotram daily in the morning. One will be blessed with a Son, wealth, property, gain, respect of Govt; and prosperity. This is auspicious stotram and be recited with full confidence and faith.


Initially, it be recited for 41 days continuously. Then it be continued till the conception takes place.

The Stotram read as under :—

श्रीशं कमलपत्राक्षं देवकीनन्दनं हरिम् ।  
सुतसम्प्राप्तये कृष्णं नमामि मधुसूदन् ॥१॥  
नमाम्यहं वासुदेवं सुतसम्प्राप्तये हरिम् ।  
यशोदाङ्कगतं बालं गोपालं नन्दनन्दनम् ॥२॥  
अस्माकं पुत्रलाभाय गोविन्दं मुनिवन्दितम् ।  
नमाम्यहं वासुदेवं देवकीनन्दनं सदा ॥३॥  
गोपालं डिम्भकं वन्दे कमलापतिमच्युतम् ।  
पुत्रसम्प्राप्तये कृष्णं नमामि यदुपुङ्गवम् ॥४॥  
पुत्रकामेष्टिफलदं कञ्जाक्षं कमलापतिम् ।  
देवकीनन्दनं वन्दे सुतसम्प्राप्तये मम ॥५॥  
पद्मापते पद्मनेत्र पद्मनाभ जनार्दन ।  
देहि मे तनयं श्रीश वासुदेव जगत्पते ॥६॥  
यशोदाङ्कगतं बालं गोविन्दं मुनिवन्दितम् ।  
अस्माकं पुत्रलाभाय नमामि श्रीशमच्युतम् ॥७॥  
श्रीपते देवदेवेश दीनार्तिहरणाच्युतम् ।  
गोविन्द मे सुतं देहि नमामि त्वां जनार्दन ॥८॥  
भक्तकामद गोविन्दं भक्त रक्षं शुभप्रदम् ।  
देहि मे तनयं कृष्ण रुक्मिणीवल्लभ प्रभो ॥९॥  
रुक्मिणीनाथ सर्वेशं देहि मे तनयं सदा ।  
भक्तमन्दार पदमाक्ष त्वामहं शरणं गतः ॥१०॥

**SECOND PART**

**THE TANTRA**





## CHAPTER 1

### The Tantra

**DEFINITION** :— Tantra word is composed of two words, Viz तन्त्र is तन् and त्रै. According to it the meanings are that through Sadhana, Pooja, Bhakti and other methods you can mould the nature and God according to your desires. All methods of Sadhana are also called Tantra. The word in Shastras is defined thus :—

सर्वेऽर्था येन तन्वन्ते त्रायन्ते च भयाञ्जनान् ।  
इति तन्त्रस्य तन्त्रत्वं तन्त्रज्ञा ! परिचक्षे ते ॥

Meaning through which we know in detail all mantras and their use and material and by way of its use we can protect the people from fear etc. and do good service to them.

According to others, Tantra is a Shastra through which we deal with various aspects like Pooja of SHIVA SHAKTI and others, administrative methods, rules, methods of dealing with others and a Shastra which deals with the articles connected for above points.

Tantra is a Sadhana, method, technique or a path and is available in all the religions. You may have faith in any religion. You can practice or do Sadhana, it does not touch your religion and its faith, rather it strengthens it by way of pooja and prayer of your God and deities. You may be Hindu, Jaini, Budhism, muslim, Chrisitian or connected with any other religion. It does not matter.

It is a regulated path to bring God, deities and others under your control through worship and pooja as it contains various methods of Sadhana and use of materials in a specified forms, under set rules and directions.

The public at large understand Tantra as a magic or mysticism जादू-टोना, this misgiving is very deep rooted in their minds. They feel that as a magician performs miracles, Tantra should indicate like that. Because in this material world everyone has multi desires and is very egoistic for their fulfillment. But they forget the law of nature which denotes that if you want to get anything, do struggle for that. People want short cuts, that does not pay with Prakirti or nature. The path is straight but you have to travel it safely and methodically not casually but seriously.

“In modern Society every one is too busy, what to talk of self realisation, most of us can not attend to their homes even. To their help are Astrologers, preceptors, religious guides who will perform their duty for a handsome money. You are ready to partake or pay it because you want relief from evils, worries and turmoils etc. But how many have got so far? HIRED PERSONS DO NOT PAY. YOUR OWN KARMAS WILL PAY YOU. WHAT YOU WANT TO GET IT DONE, DO IT YOURSELF AND THEN FEEL THE RESULTS. DO NOT WASTE MONEY ON FALSE HOPES.”

The above paragraph is from author's world famous book, “SATURN A FRIEND OR FOE”? Exactly this is applicable to Tantra also, the people become distracted from Tantra when they do not attain the desired objects because they do not do Sadhana themselves and depend upon others. This is another reason that people have lost faith in our old age Tantra techniques.

The second name of Tantra is Aagam (आगम). These two are interconnected. Aagam is described in the sloka as :—

“आगमं शिववक्त्रेभ्यो, गतं च गिरिजामुखे ।

मतं च वासुदेवस्य, तत अगम उच्यते ॥

Aagam are the words which Lord SHIVA told to Parvati and which were accepted by Lord Vishnu. So the originality of Tantra is from Lord SHIVA which carries the sanction of Lord Vishnu and which has further been descended to the mankind through Devi Parvati. So the upayes for Mokash and worldly affairs are contained in Aagam and Tantra.

Since the people at large do not practice Tantra scientifically and misguide others for their own gains, this aspect has lost faith in the public.

Tantra and Mantras are interconnected. Tantra can not be successful without Mantra Siddhi. Unless and otherwise both are not practiced simultaneously success can not be achieved in Tantra. On the other hand you can attain success and sidhi only in Mantra.

So dear readers, understand this point precisely and understand Tantra as Sadhana and not as a magic. **Be careful and Be warned.**

Tantra is a Sadhana Shastra.

In Nutshell Tantra is a religion's treatise compiled by Lord SHIVA containing mystical Formulae for the attainment of Supernatural powers. It is NOT a religion.

In Mantra, Tantra and Yantra, we make offerings to an image. This has been so much misunderstood that it needs some explanation. Many of the things, offerings etc to an image meant to receive that kind of worship. In the act of offerings the Tantrika identifies his or her ownself with the image focussing that self upon it. The things offered are flowers, light, bells, ghee, incense, food etc are the symbols of senses. One washes the image, touches it with coloured powders known as gular, sandoor etc and garland it with flowers to honour it. Actually the Sadhaka in whole of the above process welcomes the image into one's home and into oneself. The offerings are made to different images in different ways. One of them be a Devi's image, others may be diagrammatic Yantras. Some images are in permanent materials, others are made of wood, mud or paper etc to be destroyed after use, so preventing any mistake about the non objective nature of the true meaning of the icon. But it is often believed which is true that the images gain power and value by being used in worship either for long periods or by specially highly developed Tantriks.

### USE OF MANTRAS

The use of Mantras we have already explained is most important feature of Tantra. These mantras are syllables, single

or strung together, most of them are without obvious meanings. They end in a nasal humming sound represented by m, sometimes in k or t. There are many seed mantras otherwise called Beej Mantras which are forms of particular energies known to the Tantrikas, though they may not be identified with any worldly objects, but are identified with functional deities. The mantras are used continually throughout Tantrik rituals, whispered or chanted in different combinations and contexts. It is of importance that one must learn to speak them properly and to activate their meanings. The mantras may be written in Sanskrit letters on ritual objects, or in the space of yantra diagrams, or painted to be yantras themselves, may be on one's body or visualized in the air. The mantras are different forms of energies.

Mantras uttered during the rituals are so designed as to create appropriate vibrations within a psychic field. The Tantrika utters beeja mantras, seed syllables of one pointed thought activity, directing them towards different parts of both his and his Sakti's body. During all these processes, he meditates on and repeats the Sanskrit mantras: "Om Harim, Kling, Kandarpa Svaha". "Om ananda Bhairavyai Namah" or "Om Harim Krom, Svaha." "The male and female psyches are always atuned to the vibrations a powerful mantra can create. The seat is first sanctified with mantras for Asana-Suddhi, and then one takes the seat, made of grass, deer skin or a raw wool cloth on top etc.

Light and sound play an important role in the Panchamakara rite. Dim lights are required, violet, blue and red lights are of importance. In purifying themselves Sadhakas make use of different colours such as red, violet or pink colours etc. The cosmic rays of colours that strike the body are incorporated within by the process of Pranayama. Corresponding vibrations are set up, as each breath with its own characteristic colour rays penetrates various chakras, being absorbed and when rediffused through chromatic colour breathing.

#### ASANA AND ITS USE

The Tantriks often practice in a cremation ground, a rite known as Savasana. Meditation on certain kind of

corpses stresses the truth of transience; consequently such a place is ideal for meditation. Thus the sadhaka or yogi's heart itself becomes a cremation ground—Pride and selfishness, Status and role, name and form all are burnt to ashes. Since cremation ground and midnight hours are best for undisturbed meditation, an explosion of Psychic potential occurs. The atmosphere is charged with powers that can frighten the aspirant. He first overcomes the terrifying images and temptations that confront him before an awareness of tranquility can be established.

Asana is actually a step by step dissolution of the gross into the subtle elements, a process of gradual involution whereby the body is identified with the sense of smell, water with taste, fire with vision, air with touch, ether with sound. These five elements are merged one by one into their sources, with the potentials of the energies (Tanmatras) and ultimately ego (Ahan Kara), is dissolved into mahat, the great one. Sri the Aurobindo has said that the cognitive totone of cosmos, and this into Shakti or Prakriti; finally Sakti is emerged with SIVA or Purusha, the pure consciousness. This consciousness is constantly coming down in a shower on human beings, but because of cosmic bombardment, it is immediately transformed and diffused throughout the body. In reuniting SHIVA-SHAKTI, the adept can reach out and enjoy the 'Nectar' falling from the Sahastara chakra, the centre of communication directly between the individual being and the infinite consciousness above.

Sh. Ajit Mookerjee in his book 'Tantra Asana' has also said that :—

To attain the state of perfect bliss is the ultimate aim of Tantra. Our ordinary pleasure experiences are of an extremely limited nature—they afford but fleeting glimpses of supreme joy—and this ephemeral quality will always send us back to a gross plane, preventing the advance to a self realization.

Tantra Asana is one of the means of this realization. The asana, the science of psychoyogic poses, are based upon the conception of the universe and of men's role in it. To become

aware of one's own credible potential, to realize and experience joy in being one with the cosmos—this fulfillment of asana.

It is a yogic practice of transcending the human condition. Tantra itself is unique for being a synthesis of bhoga and yoga, enjoyment and Liberation. There is no place for renunciation or denial in Tantra. Instead, we, must involve ourselves in all the life processes which surrounds us. The spiritual is not something that descends from above, rather it is to be discovered within.

Tantra asana is a method to unite the individual self with the Absolute Infinite (Atman and Brahman) in the cosmic-conscious state known as Samadhi. Here there is only Pure Existence, *Shiva Shakti*, where the formed and formless are united and merged. It is the state of Sat-Chit-Ananda, that is, Pure Existence-Consciousness-Bliss.

#### A STUDY IN TANTRIC PHYSIOLOGY

In the human body, there are several energy centres containing latent psychic powers. These are called Chakras. If activated, they hold potential for reaching cosmic planes of existence. They can be portals into a new existence and the realization of inherent powers.

The six main chakras of the human body are the Muladhara Chakra (at the base of the spine), Svadhisthana (near the generative organ), Manipura (near the naval), Anahata (near the heart), Visuddha (near the throat), and Ajna (between the brows). A seventh Chakra, situated four fingers above the cerebrum, is Sahasrara, symbolically represented by the thousand paralld lotus. Sahasrara is said to be abode of Lord SHIVA, Cosmic consciousness, and Muladhara the seat of Shakti, whose form is that of a Cosmic force known as KUNDALINI. Ultimately, Tantra Asana aims to arouse Kundalini Shakti to unite with SIVA, realizing the highest, most intense joy Mahasukla.

The human body also contains Five sheaths of koshas. According to Tantra, only one third of the human body is in

evidence—the rest is invisible. The five sheaths are 1. Anna Maya 2. Prana Maya 3. Mano Maya. 4. Vijnana Maya 5. Ananda Maya.

The physical sheath of the body is called the Anna Maya Kosha, with earth, water and fire elements having their functions in the Muladhara, Svadhisthana and Manipura Chakras.

Pran Maya is the sheath of the Vital Air. It holds the life force. Prana, which expresses itself in the form of Air and space. These elements control the Anahata and Visuddha psychic centres.

Mano Maya and Vijnana-maya koshas are identified with the cognitive principle, the Ajna Chakra is their centre. When it is revealed, one gets the inner vision, a simultaneous knowledge of things as they really are and the third eye opens in the centre of the forehead.

All the six centres (Sat-Chakras) are located within the Meru Danda (the Vertebral Column), not in the gross (Sthula-Sharira) but in the subtle body (Linga Shashira). As repositories of psychic energies, they govern the whole condition of being. However in man's normal state, these chakras are dormant.

Through planned meditative asanas, Kundalini Shakti, the great power within the human body, usually latent, is awakened. This force is being compared to a snake lying asleep in the subtle body. Once released from the Muladhara Chakra, she uncoils herself and begins to rise upward, breaking open and transforming each energy centre as she ascends until Shakti enters the magnetic sphere of SHIVA Consciousness.

In yogic practice, discipline of breathing is absolutely essential. Prana, the life force, or vital air, enters the human entity through these psychic centres and nadis, diffusing throughout according to different functions. These are known as Vayus (Vital Airs) which are important to the Tantric practitioner.

## NEED FOR GURU

Guru, a preceptor is a guide in performance of pooja. Japa and pooja practiced and performed by a person who is uninitiated by a Guru become ineffective or fruitless. In Hindu Shastras it is laid down that neither visit to a place of pilgrimage nor practice of meditation and observance of ritualistic vows by such person become successful. So a person is to be initiated by a Guru with great care.

One should perform all religious duties after being initiated by a competent and honest Guru. Just as a Brahmin is not entitled to the study of Vedas etc. relating to 'Satkarma' unless and until his thread ceremony is performed, so also an uninitiated person has no rights to worship gods and utter mantras. One is therefore, required to be initiated by a Guru according to Tantric rites.

Various kinds of initiation by a Guru have been mentioned in the Tantra Sastras. They are Sakti, Sambhavi, Mantri, Anabi, Kriyabati, Barnamoyee, Kalatma, Bidhanmdya etc. Despite different kinds of initiation, all produce the same effect and lead to liberation from bondage.

### DIVISION OF TANTRA

Tantra is an independent Shashtra, which indicates the way to bring under your control the fulfilment of your desires through Pooja, Sadhana and other methods. So this Sadhana Shastra contains the various methods of Sadhana and these methods can be divided into FIVE parts.

1. **Pattal (पटल)** :- This part details the importance, of Jaap for various desires, Homa, Mantras and Homa articles for a particular Deity or Deva. Use of mantras if any are also indicated there in.

2. **Paddhati (पद्धति)** :- The methods of Sadhana are indicated in this part, includes the methods of taking bath from morning to Pooja, Jaap mantra, their use and methods of Sadhana for particular occasion.

3. **Kawach (कवच)** :- The method which we adopt for each devta to appease them through their names and pray



for protection etc. is known as *Kawach*. It is a way through which Sidhi of Devtas is obtained. So in case of Sidhi, the Sadhaka cures the diseases. *Kawach* is used after Japa. *Kawach* is written on Bhooj Patra, water and other articles and are infused with *Kawach*, Talisman are made through it, clothes etc. can also be infused for use in Tantra.

4. **Sahastra Nam (सहस्रनाम) :-** Means thousand names. The Verses contain the various thousand names of the deity for which Pooja is performed. These are worshipped through various methods and articles, Homa etc which are indicated therein. This Sahastra Nam indicates the various details of different deities etc. Specific mantras for sidhi of these deities are detailed therein.

5. **Stotra (स्तोत्र) :-** Stotras are the Verses of Pooja, prayer, of deities. Also methods are indicated for use of Mantra, method of making Yantras, use of medicines, and some confidential methods have been provided in the stotras.

The above five parts constitute Tantra Sastra. In Kaliyug. Tantra Vidya is more successful because Vedic mantras are like sleeping snakes due to bad Karmas of the people and are not so effective unless a Dharam-Atma or a poious man obtains Sidhi of them.

## TANTRA AND RELIGIONS

As already indicated above Tantra is being practiced since ages in all the religions. We acquaint our readers on this aspect briefly.

1. **Jain Tantra :-** There are many old treatises in Jain religion which deals with Tantra. In second century we find Swayam bho Stotra by Samant Bhadra, in 3rd century Shanti Satav by Mandev and in 4th Century Mahavir Stuti by Sidh Sain. In 5th century Shantyashtak by Pujepad and in 6th century Awasgahar Stotar were written. Like-wise in 7th Bhakatamar Stotar, in 8th, Viswaphar Stotar, in 9th A.D. Shanti Satav, in 11th century Aakrishaman dal Stotar, Ekibhav Stotar and in 12th century Kalyanmandir Stotar were written. Navgarah Stotara, Saraswati Stotra, Jawala malini Kalp, Mantra Raj Rahas, Tantra Leelavati, Bhairon

Padmavati kalp. Chintamani Kalap, and Mantradhi Raj were published in different centuries up to 12th Century.

These stotras and books as Navkar Mantra Kalp, Loksas Kalp, Namo thun Kalp, Chander Pragyapati Kalp published by Jain munies contain Valuable material on Tantra Vidya.

So in Jainism Padmavati. Chakreshwari, Ambika etc are held in high esteem. These Deities are worshipped by them.

Before 5th Century there were, three main religions Vedic, Tapas and Bootak Vadi. Tapas people were attracting the people towards them through the candid use of Mantra, Yantra and Tantra, also Panch Agni, Tap, Hadyog etc, were also included by them. Pasharvnath gave the importance to Dhyanyog.

So the above process continued. Panch Namaskar was in vogue already but Beej Mantras were introduced in the nama-skar and thus these mantras were being used to cure the diseases.

Saraswati and Devi Padmavati are worshipped by Jains. Sarasvata Kalp is held in high esteem by them. So Shakti pooja was made by them.

During Jainism Pandrahiya, Beesi, Teesi, Chauthesia, Paastheia etc. and triangle, six sided triangle (षट्कोण), Trivarat Ardh Varat. Hastakar, Istrishastarkriti mulak, Parush Kriti, etc. books dealing with Yantra were published.

In addition Rishi Mandal Yantra, Namaskar, chakar, Vijay Yantra, Sarvtobhador Yantra, Vijav Pataka, Arjun Pataka, Ravana Pataka, Hasti Yantra, Ashav Yantra, Sani Yantra etc. standard works were published. In Bihar today Vijay Raj Yantra, Vijay Pataka, Sarvto bhador Yantra are being used.

Like other religions in Jainism Aarsh Vidhannushasan, Tantar Prakash, Koshtak Chintamani, Panchmaskriti, Deepak, Rishi Mandal, Yantar Vidhan etc. standarad works were, published on Tantra dealing with different aspects. So they have contributed much on Yantra.

So it now stand established that in Jainism Yantra-Tantra and Mantra is being practited since ages and Jain Rishies

have given us a valuable treasure on the subject out of which many are available and being practiced today.

2. **Budha Tantra** :- Before 251 A.D. during Samrat Ashoka regime third Conference of Bodh community was called in Patliputra. Many Bhikshus were expelled by Mogliput Tis who resided near Nalanda. Samrat Kanishak called the 4th Conference near 78 A.D. Mahayan a Bodh sect stand developed by that time. After King Harsha, Nalanda was centre of Mahayam. After 500 years of Budhism this sect stood-fully developed. During 4th and 5th Century in Mahayan sect Tantric Vidya was being practiced. Before 6th A.D. Tantra was being preached widely inspite of the fact that Mantrn, Yantra, mendal, Mudra, Shakti. Tatav, Panchamkar etc Tantric ways were already being practiced by Mahayan Bodh Sect.

Between about 400 to 700 A.D. Tantra was practiced confidentially, and after that it was being practiced through competent persons. Between about 4th and 5th Century, the end era of Mhayan, the Tantra was too being practiced not openly and for 300 years Pancham Kari Sadhana and Mantras were being practiced through secret persons, and it remained in existance. Through this Vajaryan and after that Kalchakaryan and Sahajyan came into existance. Bodh Sahajyan era came to end in about 12th Century. Vajaryan was in existance between 7th to 10th Century. After being practiced in a secret way for 300 years. After that it was made popular in public through sermens and songs. So during 7th, 8th and 9th century Tantra and Mantra became popular and liberal. Shakti Sadhana was introduced in Budhaism through Manjushri Mool, Kalp etc standard works, and whole India was thus covered with Tantra Vidya. Bodhvihar of Nalanda did strenious efforts for the propagation of Tantra. They preached Tantra in China, Mangolia, Lanka, Burma, Tibet, Indonesia, Bhutan and Skim countries in addition to other areas.

So Bodh Tantra was translated into Chinese and Tibetan languages during 9th to 11th century. Mantras leading to Siddhis were popular during 7th century to 12th century.

Tantric Bodh Sadhana was made popular through scholars of Buddhism. 7th to 10th century period was for the propagation of shakti Sadhana during which standard works were published.

Dhakshana Char and Vama Char are two parts in Hindu Tantra, and likewise Kriya Tantra and Charay Tantra are two parts in Buddhism. In Yog Tantra, lady is the main and important point. The body control is made through this Sadhana. Dhakshanachar Sadhana was being practiced during 7th century. The main stress was laid at that time on Kriya Tantra and Charay Tantra. The standard books during 7th and 8th century indicate the use of Vama Char. In the end of 7th century or in the beginning of 8th century and up to 11th, 12th century, Sanskrit books of Vajaryan were written. But due to objections raised by the then Mohammdans, the treasure of books on Tantra in Tibeti and Nepali languages were preserved.

Guhe Samaj Tantra and Guhe Siddhi Sadhana are two standard works. In these books Siddhi have been classified in two types. Oridany and Special siddhis. In ordinary siddhis, antardhan, Anima, Lagia etc are mentioned and detailed, whereas special siddhies cover Buddhism. Guhe Samaj does not accept methods and ways of siddhi through which your body is put to any difficulties, they believe in Sadhana where body is not put to any hard work or actions. They believe in Shakti. They have categorised 84 siddhies and practiced during 633 to 1200 A.D.

Upto 11th Century Shive Tantra and Bodh Sadhana became very popular in public and was being practiced freely which includes the words of Hindu Tantras also. So Shive Tantra, Bodh Sadhana and Kaul Sadhana were alike.

From the above we conclude that Tantra is as back as 2nd or 3rd century in Buddhism.

**3. Brahmin Tantra :—** Brahmin Tantra has been divided into three categories are Vaishnav, Shaive and Shakt Tantra. Vaishnav is called Sahita, Shaive Tantra Aagam and Shakt Tantra is known as Tantra. Vaishnav Tantra includes religious mantras, mantras, yantras and yog sadhana. Ishwar

Samhita, Poshkar Samhita and Gyan-Amrit Samhita are main works in Vaishnav Tantra. Gyan Amritsaar Samhita and Narad Panchratar are famous works.

Shaive Tantra has its own wide History. Sidhant Shaive, Vir Shaive, Jangam Shaive, Rudra, Pashupat, Kapalik, Vam etc. are the standard works included there in. The main amongst them are 10 Satwick Agam, 18 Rudragam and 64 Bhairvagam. These deal with mainly Shakti Siddhies, so due to this, these were divided into many branches. Tantra has been divided into three parts namely Satotar Peeth and Aamanaye. Stotar vibhag pertains to shaive, Peeth vibhag to Bhairvas and kauls whereas Aamanaye Vibhag to Shaktis. Shakt Tantra has been explained in detail and is widely known. A few Tantras has been divided into three parts and it has been laid down that they be followed accordingly, these are known as Rath Karant, Vishnu Karant and Ashav Krant. These include many Tantras and standard works among them are Vam kashwar Tantra, Prapanch Sar and Parshu Ram Kalp Sutra. Dhyam yog and Halt yog have also been detailed and are not so different from Tantrik point of view.

Satyandar Nath and Gorakh Nath were religious preceptors, they are widely known. They obtained Sidhies due to their Sadhana. They showed the way to the general public in very simple words and ways, their directions neither contain any Beej Mantras nor Sanskrit words. Their language is very simple to understand and to talk and the mantras are very powerful. Sabar Mantras are very powerful for Sidhies.

Tantra does show the way of Moksha. First it indicates difficulties and then denotes the way to overcome or cross them. These are different ways. Vam Marg and Dakshin Marg. Both indicate different ways but both leads to Moksha. Acharyas and other learned persons had indicated that Tantra contains Shakti or Shiva Karm and Vigyan. Also Istri and Man, Upasana and Anand are contained there in. To attain Mokash is very difficult and one has to do an intense Sadhana.

In Kularnav Tantra it is laid down :—

कीलाचाराः मुरमकठितः योगिनामप्यगम्यः

“Koolachara Muram kathita Yoginamapayegmyah”

This means that Keel Marg is very difficult. To attain perfection in it is very difficult.

In Kali Mantra it is stated that :—

मदयं मांसं च मीनं च मुद्रा नैथुन मे वच ।  
एते पंच मकाराः स्यु मोक्षदाः कलौयुगे ॥

Means in Kalyug wine, fish, meat, women and wealth all these five leads to Moksha.

In Mahanirvan Tantra it is said.

पीत्वा पीत्वा पुनः पीत्वा यावत् पतति भूतले ।  
पुनरुत्थाय वै पीत्वा पुनर्जन्म ग विद्यते ॥

Means Drink, keep drinking, drink continuously and drink till the time you lie down on the ground. Stand up and then again drink and after that one will be free from Punarjanam ie to take birth again and again, he will attain Moksha.

In Bhirva Chakra, caste and creed, Varun etc. have no limits.

In the above Stanza Wine has been used in good sense. Actually one should drink for Sadhana. Those who drink for the sake of intoxication are not given Guru Mantra. This is performed through Vir Bhav and Deviya Bhag. Deviya Bhag is superior method for Sadhana. In this method you have to leave proud, anger, greed, money and such like. You have to abandon sex. You should treat all equal, no difference is counted between enemy and friend, mud and Chandan, palatial building and a cemetery etc. He does not believe in world except God. This is Divaya Bhog. Yogi attains Moksha through this way. Sadhaka through meditation, a learned man after understanding them as guide lines and a Tantric no doubt attains while living in them but he rises above them all.

In Divaya Bhog the Panch Kareya (Five points laid above) changes its meaning. Pooja and Sadhana has replaced these words. For women and sex it indicates Yog. Women is treated as Shiva's Parvati and Lord SHIVA as Lord of Universe. All these things no doubt are very difficult in kalyuga.

4. **Muslim Tantra** :— The Holy Quran Shariff the holy book of Muslims does not order for Mantra upasana. The only directions contained therein are to Pray to God (Aallah) for all your desires etc. Sabar Mantras are found in Nath Sampardye and like that there are Sabar Mantras in abundance in Quran. In Muslims Oath of their Mohammad is taken and Kalma known as "Bismillah" is used with Ayate Quran Shariff or words are combined according to Sabri Vidhi and thus composed words are termed as Mantra. They are simple in Arabic language. In this system, pir or Wali, Fakir or religious guide is not only requested to bestow the Sadhaka with success but the pir etc. is given an oath to bless. These mantras are easy and their siddhi can be attained early as compared to others. These mantras deals with souls and fairies. There are 84 putlies through which Tantra has been dealt with and are being used successfully.

The above details have been summed up from Tantra Vidya by Shri Karni Dan Setia pages 4-17 with thanks.

#### **USE OF TANTRA**

Tantra is used to get rid the peoples from troubles, diseases, worries etc. So they should feel comfortable and relieved. You can attain Moksha through Tantra. Tantra is classed the most auspicious in India provided it is used for constructive purposes. Tantra should not be used for nefarious purposes and methods.

Tantra and Yantra are interconnected. But according to Tantra principles Yantra-Tantra and Mantra all are interconnected. The latter principle sounds well. All the three are part of Mudra kariya which leads to the awakening of Kundalini through which you can attain accomplishment of your desires. Mudra is not confined only to figures but also to Maha Mudra, Yoni Mudra etc.

Tantra is the method through which we can discover and use the hidden powers of various types and Shakties in yantras.

#### **TANTRA GRANTHS**

Granth means book, work on specific subject are published. We have indicated above the traces of Tantra Granths with the periods. Enough material has been given.

Now we explain the various specific Granths. These are Vaishnav Tantra, Shaive Tantra, Shakt Tantra, Ganpatya Tantra, Budh Tantra, Jain Tantra etc.

**1. Vaishnav Tantra :—** The main theme of this Tantra is "Panch Ratar" and are about 200 in numbers, out of which many are available and others are not available. Many could not be published as they are not available. These were published between 4th and 12th century as detailed earlier. The important Granth is "Ahibudhaneya Samhita" (अहिबुधन्य संहिता). In this Granth important topics have been detailed. The topics include Dharma, Darshan, Meanings of Words, Vanar-ashram, Dheksha-Varnan, Mantra, Yantra, Chakkar, Yog and methods and rules for victory over enemies.

In addition to above, Ishwar Samhita, Poshkar-Samhita, Param Samhita, atvat Samhita, Bhrahdu-Bharm Samhita, Gyan Amrit Saar Samhita etc. were published in old ages. Gyan Amrit Saar Samhita has been published with the title "Narad Panch Ratar" which contains details of Krishna and Radha. By the Sadhana of Panch Ratri or Five Nights you can attain sidhi, so this has been named so. The people at large get benefit out of that. There are total 64 granths in this Tantra.

**2. Shaive Tantra :—** Shaivagam Samhita is quite detailed. This includes Sidhant Shaive, Vir Shaive, Janam Shaive, Roodar, Kapalik, Vam, Bhairva etc. Ten Shaivagam, 18 Roodragum and 64 Bhairva gaman are famous. 22 Mohan Tantras are most important. This contain details of Bodh Tantra, Jain Tantra etc. To attain Siddhi of Lord Pashupati, the main area of Bhart is Western India and that of Sidhanti practices is Kashmir. Shaiva Tantra includes the famous works as "Udhotkar", Bhas Varg," "Gan Karika", "Pashpat Darshan", "Mrigandra" and "Pushkar" etc. These granths are detailed with subjects like Sarishti (World), Praley (End of world), Dev Pooja, Mantra Sadhan, dealing in a Tantric way.

In Agam Pramanye, Shiv Puran and Agam Puran many more methods of Tantra have been included which are quite effective.



In the olden age Tantra was divided into two parts, Vam and Dakshin. The main granth for these details are Moolavtar Tantra, Swachhand Tantra and Kamik Tantra etc.

**3. Shakt Tantra :—** This Tantra has been divided into three parts Saroto Vibhag of Shaiva, Peeth Vibhag of Bhairon and Kaulmarg-Anuyatiano and Amanaye Vibhag of Shakt. Out of the three, Shakt is more detailed in Tantra than other two.

The different aspects of Shakti have been detailed there in Tripur Sundari and Saundria Lahari which are two main Granths of Shakt Tantra. Saundria Lahari is divided into three main parts namely Kaulmat, Mishratmat and Samiamat, Kaulmat contains 64 Agams. Out of which 1 to 5 known as PanchTantra are Mahamaya, Shambar, Yogni, Jalshambar and Tatav. 6 to 13 are Swachhand, Karodh, Unmat, Ugar, Kapali, Thandkar, Shekar and Vijay are eight Bhairon Tantras. 14-21 deals with Shakti, whereas 22nd is Gyanarnav, etc etc. In Mishmatanuyayeon, Chander Kala, Jyotishravti Kalanidhi, Kularnav, Kuleshvari, Bhavneshvari Bhashaspatye and Durvasamat are eight parts.

A few Tantra Ganths have been divided into three parts viz, Rath Karant, Vishnu Karant and Ashav Karant. These parts contain 64 granths. Ashav Krant Contains too 64 granths.

All these Ganths have been written by great Acharyas and scholars.

**4. Ganpatya Tantras :—** These Tantras contain the details of Ganpati Pooja. There are different methods and aspects of Pooja. These methods are also available in Mishar Ganth of Tantra. In different parts of India Ganpati Pooja is made in different forms. "Ganpatia tharv shirshak" is called the other name and is under the influence of Acharyas of Southern India. The more details can be known from Prapanch Sar, Sharda Tilak, Mantra mahodadhi etc. Which are famous granths.

**5. Bodh Tantra :—** These have already been detailed

earlier. There are many granths which all are not available. These are being practiced in some parts of the country.

**6. Jain Tantra** :— These too have been described earlier. In Jainism "Nagarjun" is treated in high esteem. The name of the Granth by Nagarjun is Kakshputi.

In this granth use of herbs and medicine has been outlined. There are many more Granths in Jainism which are quite important on Tantra.

**I Salute That Consciousness, Supreme,  
One and indivisible SHAKTI**

## CHAPTER 2

### Tantra Materials

In Tantra we use different types of material, these are known Tantra Upkarn (तान्त्रिक उपकरण). This technically can be explained as means, material, implements, appendage, out fit, apparatus, paraphernalia to be used in Tantra.

Before using such materials and doing Tantra, the author must warn the Sadhakas and readers that nefarious use of Mantra, Tantra and Yantra be avoided.

Bhagwan Krishna has said in Gita :—

“नहि कलयाणाकृत् कश्चित् दुर्गतिं तात ! गच्छति”

Means the person who does good and virtuous deeds leads to mokash and does not suffer.

Generally it is believed and said that a person who practices Mantra, Tantra and Yantra etc. suffers in the end. But the learned people and public at large should understand the meaning of above verse and should analyse the reasons of above general belief. We explain this point.

This is an admitted fact that Mantra, Tantra and Yantra yields immediate results and particularly undesired, deprecable, abnoxious, forbid actions, inconvenient to others, harmful and mischievous also to bring evils, calamity for others actions too show immediate results. These actions are being performed by many to amass wealth. In Tantra such methods are known as Videshan, Uchattan, Maran (To kill) etc. to burn the image or Putli or use Muth, to tease or destroy others are all undesired actions and all such people who perform such actions suffer in the end.

Likewise the persons who appease deities like Dev, Devi, yakshani, yaksh etc. through Siddhi of mantras and use them for undesired purposes too suffer in the end.

So the man who practices Tantra are known as Tantrik. Actually in practice it is seen that in modern time there are two broad Divisions of such Tantriks.

1. One who always do good. They do not indulge in undesired works.
2. Those who always do undesired jobs. They do not do good to others.

So from the above we can conclude safely that Lord Krishna has said it correctly in Gita.

We should follow the first type of Tantrik methods to gain peace in the end of life. Our maximum endeavour should be to serve the people in a constructive way.

### MATERIALS

Keep in view the above advice, material detailed below be used in Tantrik methods in constructive ways.

In Sadhana of Tantra water, Aasan, flowers, Gulal, Dhoop, deip, Fruits, unbroken rice or five grains, Scent (गन्ध) offering to Deity etc. all are quite important. A coin-  
cise description of them is a must and is given below :—

1. **Water** :— The water should be clear, fit for drinking. Preferably Ganges water be used in Pooja and in Tantric Sadhanas.
2. **Aasan** :— As we have already indicated Padam Aasan, Sidh Aasan or Sukh Aasan be followed. Aasan is a comfortable posture in which Sadhaka has to sit for Sadhana for a long time.
3. **Flowers** :— Flowers should be fresh and be plucked from the plant directly. Different flowers for different purposes are used which are indicated below. For Pooja you can use flowers, Tulsi, Bilpatra etc.

**For SHIV Pooja** :— These flowers are used for SHIVA Pooja. They also bestow wealth, comforts etc. These flowers include the Neel Kamal, Dhatura, Aak, Karbir and Rindi.

The English description of these flowers respectively are Neel Kamal, the thorn apple, a medicinal plant, flower of oleander and castor plant flowers.

**For Mantra Siddhi :—** Use flowers which has natural fragrance or scented smell.

**For Gyan or Acquasition of Education, intelligence etc :—**

The flowers required to be used are Malka flowers.

**For acquisition of children :** Moongra flowers.

**For cure from diseases :** Kush flowers.

**For wealth :** Kaneer flowers.

**For Enemy Vashi Karan :** Kadamb flowers.

**For Videshan and Uchattan :** flowers of Neem Tree.

**For Vashi Karan :** Use flowers which grow in water and should be of blue and Red colour.

4. **Gulal :**— Gulal is a powder of different colours which be used in Pooja as per directions.

5. **Dhoop :**— It is incense which is perfumed and is burnt at the time of pooja, Homa, meditation etc. for purification of air, surroundings and to appease the deities. In the market we get dhoop of different seents. By and large we can use them unless and otherwise specially provided for a particular work.

6. **Deip :**— It is known as lamp. The basic idea of diep is to lit fire which is treated as most sacred with Devas. Different type of deip are used for different purposes. Generally, deip with ghee of Cow milk or sarsoon oil is used. Deip lit with ghee is used for good purposes whereas for other purposes oil is used in the deip. This term is also written as "DIP".

We provide specific deips for specific purposes

The mantras clarify the construction and use of deip.

1. षष्टि पलमिते पात्रे ब्रह्मोच्छ्राये नवाङ्गुलम् ॥  
अङ्गुलानि चतुर्विंशत्यायामे परिकल्पयेत् ।  
पञ्चसप्तमिते तैले सर्वषट्त्रिंशद्विनाशनम् ॥

The height of deip should be 18 inches (6 fingers) diameter be  $25 \times 3 = 75$  inches and deip should be 75 sided in which

75 wicks are to be burnt in Sarsoon oil. All types of enemies will be destroyed.

2. द्विपञ्चाशत्पले पात्रे ब्रध्नोच्छ्राये तु षष्टिवत् ।  
शतपलमिते तैले दीपाद् वैरिविनाशननम् ॥

This deip if used also destroys the enemies. The height of this deip should be 18 inches. The size of vessel should be such which can contain oil equal to  $52 \times 4 = 208$  Homa spoons. In this vessel put 400 Homa spoon Sarsoon oil. Number of sides for wicks has not been specified in this Mantra. These can be kept 75 or 28 in numbers. Homa spoons are used in Homa.

Other items like Fruits, unbroken rice, scent etc. needs no explanation. Dakshana or offerings is accordings to one's own capacity which eventually has to be donated to a temple in the end of Sadhana.

### WHAT TANTRA CONTAINS ?

Tantra can be acted broadly in *Three Methods*.

1. Worship of deities and to do all actions connected with them.
2. Siddhis of worldly affairs and siddhis of objects pertaining to spirits.
3. Actions to attain siddhi for earthy, exotic and worldly articles and affairs which are popular and conventional.

The above two methods are further divided in ten parts as in Mantra Shakti. These parts include the specific methods which are used in Tantra.

1. मारण :— To inflict death.
2. मोहन :— To fascinate, win, captivate, charm or to enchant others.
3. स्तम्भन : Stambhan means to put obstruction, stoppage, hinderance, to stop others to do any action against you also includes astringency, a stapefying State, one of the arrow of Cupid.
4. विदेशण (Vedeshan) Means to deal with enmity, hated wickedness and contempt.

5. उच्चाटन (Uchchatan) To separate, to extirpate, to uproot to create indifferences, to bring distraction in man' or woman's mind by the help of incantations.

6. वशीकरण Vashikaran is the common word which means to enchant others. This also includes conjuration, glamour or bewitchment.

7. आकर्षण (Akarshan) This term denotes to attract, to charm, to draw one to you, a power to attract, charm and to magnetise others.

8. इन्द्रजाल (Inderjal) To deal with corrupt practices, like deceit, charming etc. by worship of Lord Indra, etc.

9. यक्षिणी साधन (Yakshini Sadhana) Yakshini is a Devi or deity. The method to do siddhi of Yakshni and to attain the fulfilment of desires and other worldly affairs.

10. रसायन (Rasayan) : To deal with medicines for the cure of diseases, through Tantric ways.

In addition to the above, there are some other terms used in Tantra which are detailed below.

(a) अभिषेक (Abhishak) To purify the water through mantras. The water is then used to take bath, to sprinkle the water on the face or body etc. or to drink the water as per direction.

(b) कङ्कण कवच (Kanan Kavach) To make bracelet of different metals like gold, silver, copper, iron and other metals etc. such bracelets are purified and then worn. Also it includes the use of silken threads, kaccha sut (Raw thread) black threads etc. in specified ways.

These threads are measured as per body and the threads are knotted as per requirements and after purification are used around neck, arm or body etc.

(c) पट्ट (Patt) :— Yantras are written on the cloth and are worn at a prescribed time and used according to directions.

(d) अन्य वस्तुएं (Other things) :— For self protection and fulfilment of desires etc. many articles are used. These articles include Yantra Tantra, Gems medicines, fruit, Booj Patra, Shells, Rudraksh, nails, teeth, metals, leather, seeds and

leaves of trees. Small sea shells of different colours which are called कौडियां in Hindi and used after purifying.

(e) लेपन और अंजन (Lapen and Anjan) :— To attain success in one's desires, Tilak is used on the forehead. Anjan is used in eyes after purifying them.

(f) पिच्छक (Pichchhak) This process includes to exorcism the persons for different purposes like cure from diseases, etc. It also includes to puff a man, to sprinkle water on face and body, to put ash on body etc. To purify sarsoon oil, mustard seeds, pepar, Ilachi, Chilly, Gugal etc. Also includes wings of owl, crow, Peacock etc. etc.

The method of preparing peechehak is detailed in Braham Yamal Tantra as referred in Tantar Shakti by Dr. Rudresh Tripahti. The mantras read as :

षड्विंशत्या चतुः षष्ट्या शतेनाष्टोत्तरेण वा	
मयूरोलूक-पक्षाणां तनमानं ग्रन्थिपिच्छिका	
ग्रहणो मुक्तिपर्यन्तं रक्तसूत्रेण वेष्टयेत्	
इष्टमन्त्रं जयेत् सत्यं सिद्धं रणंरिनाशनम्	

“Shadi vanshtya chatua Shashtaya Shate nashato Va,  
Mayurolouk Pakshanam Taumanam Granthi pichchka,  
Gharehene muktiperiyant naw Raktsu train Vaishyetu,  
Ishtmantram japeetu Satyam sidham Ravam darinasham.”

The wings of peacock or an owl be collected in a bundle, they may be 26, 64 or 108 numbers tied with a red thread. The above mantra be recited continuously during an eclipse of Sun or Moon from start to end of the eclipse. The red thread then be knotted, the Peechhak is now ready duly purified. Such peechehak be kept in temple of Hanumanji or Devi. The Peechhaks can be used for the success of various desires and siddhies of other works. Such Peechhaks are kept by saints, pirs, Tantrics etc.


(8) कील गाड़ना (Fixing of Nails) :— This is one of the most important work in Tantra. The nails are either of iron or Khair tree wood. The nails are fixed on the outer doors of the houses and on all the four sides at the places where it is suspected that some souls have entered and occupants are teased by them. Theses nails are fixed after lighting the



lamps and raw cotton thread woven by a unmarried girl is wrapped around the house. The whole process is done after enchanting the mantras for which Tantric has obtained siddhi. The nails, cotton thread and lamp etc are to be purified before use.

In addition to the above there are many more articles which can not be described here in all but the author can be consulted for them and their uses.

But the author may warn Sadhaka that correct article be used for a specific purpose to gain success as mentioned latter.



## GUIDE

**The Tantrics often practice asana on a Cremation ground, a rite known as Sava-sana. Meditation on Certain Kinds of corpses stresses the truth of Transcience, Consequently, such a place is ideal for meditation.**

## CHAPTER-3

### Practicals in Tantra

Tantra is an Indian cult and is being practiced by Hindus, Muslims, Buddhists and Jains. There are symbols in the Vast Natural Caverns of Palaeolithic Europe (C. 20000 B.C.) which can be accurately matched with symbols still used today by Tantrikas. Hundreds of generations have devoted themselves to developing and refining Tantra, so that it now conveys with extraordinary purity the most essential patterns of human symbolic expression. It is widely recognised that this is what makes it so valuable for people of the present, West-erners as well as Indians.

Tantra is not a religion, neither way of thought but works with action for the benefit of people. The old texts even as back as Sixth Century as indicated in previous Chapter consist of prescriptions for actions including mental action. If you do not act what Tantra prescribes, then you will never get the point. The real importance of the Tantrik is that it plunges straight to the heart of the matter, and confronts the question of time. Tantra is a fundamental and total. Tantra has evolved a model of the Genesis of the world, and mapped its mechanism. Into this model each generation of Tantrikas has incorporated the best scientific knowledge available to it. Tantra has always believed that our failure to grasp time lies at the root of all other human failures. To see the nature of time is to understand the process of Genesis, the ladder of descending stages from the origin through the evolution of the Cosmos. Once we grasp that, we can, so to speak, reverse the machine for ourselves, and climb back up the ladder of Genesis. To reach that summit of intuition Tantra holds to be the worth while goal.

The methods provided below for Tantra are to be practiced methodically with full faith rituals and respect to achieve success. Directions where specifically are provided be obeyed carefully.

Homa where indicated be performed with correct materials and right mantras and following correct directions lest the results may not be erroneous and Sadhaka may not be disappointed.

There is a Indian saying, "Ghar ki Murghi Dal Barabar" means that everything found at home is worth nothing. Exactly, the Mantra and Tantra contained in this book and Yantras in "Practical of Yantras" by your author are the Indian origin but we in our country treat them as hoax and do not respect and use them with full faith and get benefit out of that. But in foreign countries there are being practiced and used with full faith and the people are greatly benefitted there.

To cite a concrete example, "Inspiration House Dept. F-25 3435 Motor Avenue, Los Angeles, C.A. 90034 U.S.A." is the house which propagates Indian Yantras with Mantras and sell them for benefit and use of public at large. They include Yantras, and Mantras for Power, Love, Money, Career, Health, Good Luck and Peace of mind. The people use them with full faith and get maximum benefit out of them. They have termed the mantras as Magic Words. These Yantras are "Sri Yantra", Lakshami Yantra, Hanuman Poojan Yantras, Vyapar Varidhi Yantra, Surya Yantra, Nav Garah Besees Yantra and Yantra for peace of mind etc etc.

Alas ! In India we could follow them in this respect too to regain the benefits by reviving our culture.

#### VASHI KARAN OF LADIES

At places we have written about the Vashi Karan of ladies when it is allowed and when not, also we have stated various Mantras, Tantras, Anjan (Kaajal), pills, Dhooop, Tilak for enchanting ladies. No doubt if we follow the methods precisely, we can achieve the object. But still a note of caution is again necessary for the Sadhakas that to use such methods for vice acts or selfish nefarious gains is prohibited

and should not be adopted. In author's views many Mantras and Tantras described for ladies can also be used for men to infatuate them.

Again We provide a sound discussion and tips on this subject for the guidance of Sadhakas and readers.

In foreign countries sex with any lady is not treated anti-religious. It has been known that people exchange their wives for a fixed period too. But in India We follow old Hindu Customs and marriage is treated the sacred union of two souls resulting that there are more family ties. Now the Western have realised the outcome of their folly and are looking to India for guidance and family concord. In West, the boy and girl meet each other, talk on different subjects of life, go to cinema etc. exchange the views and finally if they find fit to remain as husband-wife contract the marriage, may at their own or by the consent of their parents, this is a change in trend now due to Indian cult. This method of courtship was prevalent in Hindu Rajas, Kings and was known as, "Gandharv Vivah" which was discontinued by them latter on. Courtship is an another form of Gandharv Vivah and Sauyamber, where you can not choose one man after another but in such cases hardly any couple remains without sex which results in destruction of homely life. So this method of Courtship, no doubt has crept in India is defective. So in India arranged marriage with consent of elders and love marriage free from sex with approval of elders is considered auspicious and is quite successful.

In coeducational institutions, the relations can be strengthened for life partners where boys and girls come into contact with each other sometimes.

To strengthen the above relations or to unite them in case of any differences, Vashi Karan, Mohan or Aakarshan methods are needed and should be used.

### VASHI KARAN OF OTHER'S LADIES

In a modern society, Vashi Karan of other ladies is being done due to many reasons. India remained under British rule for a long time and since then Indian culture and civilization

has deteriorated to the extent that sex has become way of life. It is a different matter that due to our religious bonds these are still being adopted behind the curtain and not openly as in Westren countries. This all is due to wealth, beauty, power, rank and authority towards which all are being attracted as their needs and fashion have outlived their income. So both sexes do not hesitate for any attraction towards each other. These methods are even applicable today for ladies in clubs, societies and other ladies who may be advanced, semi advanced, poor or backward. The ladies whose family life is not happy etc.

But in author's views, this is a bad use of Tantra and be avoided because it is for self satisfaction in nefarious ways and by taking advantage of other's weakness in any sphere of life.

**Causes :—** The root causes of ladies who are married for establishing relations with other men can be many. The generally known and common are that if the lady is beautiful and husband is on the contarary. Big age difference between the two. Either of the two is more educated, if either of two lacks in sex, lady could not produce child from her husband, when lady was leading luxurious life before marriage and now he could not get all the comforts of life and is more extravagant which could not be met by her husband. Tempramental differences can lead to astray the lady. Either of two diseased. When lady is pious, of sanguine nature and God fearing and her husband is drunkard, of Vice habits, rash temprament and has relations with other women and causes insult to her wife, beat her and make her living difficult in calm atmosphere.

Under the above causes either of the two, husband or wife can go astray and their married life becomes HELL.

**Remedy :—** Under such circumstances Mantra, Tantra and Yantra can play a positive role. Both sides can use Vashi Karan, Mohan or Aakarshan methods to control others. This is positive use of this Science. It is allowed and must be adopted to make the life happy.

Above the more, in Our Shastras. there are certain exceptions also where Vashi Karan of ladies is allowed, which we describe hereunder.

**Cases where Istri Vashi Karan is allowed :—**

In Hindu Shastras a married woman remains under her husband but to use Vasi Karan for unmarried girls, ladies etc. is forbidden from religious as well as from social point of views.

But still then there can be many cases where this is allowed as enumerated in Kam Shastra Adhikarn 1, Adaye 5, Sutra 21 which is detailed below :—

1. In case husband of a lady is a friend of your enemy. then you can use Vashi Karan, which means that She will influence her husband to break the relations with your enemy and then you can overcome your enemy more easily than otherwise.
2. In case a friend turns out to be enemy for some reasons, his wife can be influenced, so that her husband may avoid any loss to you if he can not become your friend.
3. By developing relations with wife of your enemy means that you can know the working of your enemy and then can counter act the same for your protection.
4. In case a man has taken away your property, relations with his wife may enable you to take the same back and can take revenge from him.
5. A poor man may control a rich lady to get money.
6. In case a lady knows your secrets and you fear that her disclosing the same may cause any harm to you, Vashi Karan of that lady is allowed.
7. In case a lady has connections with your opposites, enemies etc. then Vashi Karan can be used to stop her by doing harm to you.
8. In case a person uses a lady against you for your defamtion, harm or loss, then Vashi Karan of that lady is allowed, to protect your own interest.
9. In case whereabouts of an enemy are not known, they can be had from his wife through Vashi Karan.

10. In case you can control a lady in above cases and you know that she has very friendly relations with another girl or lady connected with opponents then Vashi Karan of that lady is allowed.
11. In case you want to marry a girl who does not agree anyway, use of Vashi Karan can be made for her to gain your object provided no body is put to loss etc.
12. In case husband of a lady is your enemy, then by establishing contact with his wife you can win over your enemy.
13. Acharya Gonekaputra has stated in Kam Sutra that if a lady has contacts with other persons then there is no harm if the contacts are established with her through Vashi Karan etc. to control her.
14. In case there are differences between husband and wife and in order to save the worst situation of divorce etc. Vashi Karan of either of the couple specially of lady is allowed.
15. In old times marriages were performed in early ages and so marriage mishaps were very rare. But, in modern age due to change in circumstances like cinema, T.V. Co-education, different methods of amusements etc. the marriages are performed at a late age when the persons are quite matured and sometimes they do not find any charm in marriage as they had already experienced all pros and cons of the married life due to age maturity which cause divorce, bickerings in married life etc. So in order to control such untoward happenings, use of Vashi Karan is allowed.
16. When a girl after marriage joins inlaws and creates differences within the family, is of rude behaviour due to which inlaws are upset, in that case Vashi Karan of such a lady is allowed for the benefits of all.

We now deal with practical side of Tantra for the following Divisions. Vashi Karan Tantra, Videshan Tantra, Uchattan Tantra, Maran Tantra, Sadhana Tantra and Miscellaneous Tantras etc respectively.

## VASAI KARAN TANTRAS

1. **For Every Body** :— To enchant everybody, the following a few Tantras be employed. This is called Sarv Jan Vashi Karan. This also includes Mohan and Akarshan etc.

**Mantras** “Om Namō Aadipuruehaye Amukam Akarshan  
kuru kuru Savaha”

(a) ॐ नमो अदिपुरुषाय अमुकं आकर्षणं कुरु कुरु स्वाहा ।

(b) ॐ नमो आदि पुरुषाय अमुकस्याकर्षणं कुरु कुरु स्वाहा ।

“Om Namō Adipurshaye Amukasyakshanam kuru kuru  
Savaha”.

### Method

(a) Mantra above be recited for ten thousands times, you will have siddhi of Mantra. Purify any article used for Vashi Karan 108 times and use for the person by replacing the name in the mantra with the word ‘Amuk’.

(b) The above mantra be recited for one lac time. so insert the name of the person in place of word “Amuk” in mantra. Purify the articles of Vashi Karan and use them.

**IMPORTANT** Note the term “Purify” or exorcism used latter. This, in Hindi is called अभिमन्त्रित. This word has been and will be used for this sense, subsequently in the book. The readers should note this point carefully.

2. Juice of leaves of black thorn apple घटुरा and gorochan be mixed. Write the name of person to whom you want to enchant on Bhooj patara with the pen made of white Kaner branch. Arrange the coal of (खैर) (catechu) Khair tree or make it yourself, Put Bhoojpatra on the fire of coal of Khair tree and recite mantra (b) above for 108 times. The person or lady in question will be so fascinated or enchanted that will always love you and approach you at her own accord.

3. Take out blood of ring finger (3rd finger) of your left hand. With pen of white Kaner wood write the name of person on the Bhooj patra which then be put in honey. The above mantra at (b) be recited 108 times during above operation. The person concerned will come to you automatically. This is very standard method and STANDS TRIED with success.



4. Mix gorochan and Saffron and write the name of person with pen of white Kaneer wood on the human skull. The skull be put in the fire of wood of Khair tree in the morning, noon and in the evening and recite the mantras for 108 times every time. The person will come to you unconditionally.

5. (a) ॐ नमो भगवते ज्वालाग्नी शय्यादिष्ठा विनाय स्वाहा ।

“Om Namo Bhagwate jwalagni Shayadishtha Vinay Svaha”

(b) ॐ सर्वं लोक वशं कराय कुरु कुरु स्वाहा ।

“Om Sarv lok Vasham Karaye kuru kuru Savaha”

**Method :—** Facing North after Sun rise recite this mantra for 12500 times with rosary of Red Coral on an auspicious day and lagna. You will have siddhi of the mantra.

The mantra be used to enchant anybody. The articles be purified for 21 times with above mantra and be used.

- (i) Vermillion and white bich be mixed in juice of betel leaves. The tilak of that on the forehead will attract the person.
- (ii) The root of Gular plant be rubbed with water, tilak applied will attract the person.
- (iii) Mansil, gorochan and Musta roots be rubbed in water. Put tilak on the forehead. Take the name of the person and go before him. He will be enchanted.
- (iv) Roots of Aapamarg be mixed and grinded in milk of goat and tilak be applied to fascinate others.
- (v) Root of gular plant be grinded, this powder be used in betel leave. Who so ever will take the betel will be enchanted.
- (vi) Write the name of your enemy on Bhooj Patra and dip in the honey and be kept aside. The enemy will be enchanted.
- (vii) Equal quantity of gorochan, Gaj kesar and Mansil be grounded together. This collyrium (अंजन) be applied in the eyes, Who so ever if desired will be enchanted.

(viii) Ghee of Kapila Cow be procured. On Deepwali day, lamp be lighted with this ghee and Anjan be collected and mixed with Mercury. This Anjan be used in eyes for enchanting others.

(ix) ॐ आकर्षय (Om Akarshay). The woman to whom you want to enchant, her name and she be kept in mind and this mantra be recited for 1200 times in the open in a standing pose at midnight. After this Japa, within 3 days, she will be enchanted.

(x) ॐ देव नमो हरये ठं ठं स्वाहा । “Om Dev Namō Haraye than than Svaha”

Supari used in Betel leaves be purified for 108 times. Who so ever will eat this supari will be fully enchanted.

### Ladies—Vashi Karan Tantras

1. On Saturday during Maghsar month 15th Jan.-15th Feb. falling on Budh-Ashtami during Swati Nakshatra, invite aak plant and bring it on Sunday. Grind the leaves of aak and keep it. As and when this powder is put on the forehead of any woman, she will be subjected to Vashi Karan.

2. During Pushy nakshitra bring root of Indrayan, mix, Sondth, black peeper, peepal leaves, these all be grounded in a cow milk and preserve it after making pills. At the time of use, rub the pill with chandan and apply as tilak and go before the lady who will be infatuated.

3. Grind white Goonchi on Sunday to make a powder, make pills after adding your own blood. Give this pill in a sweet to any lady, who so ever will eat it will become under the control of man.

4. On chaturdasi (14th) Tithi of Krishan Paksh in month of Maghsar, procure root of white Gungchi, put it in Betel leaf. The lady who will take it will be subjected to Vashi Karan.

5. During Pushy nakshatra on Sunday, bring root of white Sarphonka and tie it 7 times with raw thread woven by a Virgin girl and tie it around your waiste and perform sexual act with a lady. This will cause late discharge and lady will be under your control for ever.

6. On second (Daiwity) tithi of Shukal Pakash on Tuesday and Ashwani Nakshatra make a powder of small Ilachi, Dakshina Supari, Malkangni and Loong. Mix juice of Lajwanti and make a paste. Mix your semen in it. Make small pills and keep them in safe custody. Put one pill in Betel leaf and give it to a lady, she will be infatuated.

During Sharavan nakshtra root of pushkar and Tagar be powdered in equal quality, mix with water and make the pills. Grind this pill in water and apply as tilak on your forehead and go before the lady, who will be infatuated.

8. Procure root of Balchhar during Pushay nakshatra and keep it in your mouth for a while. Take it out and put it in the betel leaf and give it to a lady for Vashi Karan.

9. During Pushay Nakshatra, make a powder of root of Manjeeth. Put it on the head of any lady who will be infatuated.

10. During Mrigasira nakshatra on Monday, make a powder of Supari, and mix your semen in it, put in Betel leaf and give it to any lady desired to be infatuated.

11. Make a powder of Kakkasinghi, Bitch, Ailva, and small Ilachi and make pills which be burnt in fire and the smoke of it be given to your clothes and go to the desired lady who will be infatuated and subjected to Vashi Karan.

12. During Pushay nakshatra on Sunday, procure one egg. Make a hole in it and take out white liquid. Put your semen in the egg and close the hole. Keep it in excreta of horse for 21 days. Take it out and remove the inner contents of the egg, dry it and keep it with you. At the time of need, take a pinch of it and give it to a lady in eatables, who will all out be infatuated.

13. During Shukal Pakash on Sunday, take ash from cremation ground, mix your semen, ash of burnt nails of your hands and feet. This powder be preserved. As and when required, the lady be given in eatables who will be subjected to Vashi Karan.

14. During Pushya or Sharavan nakshatra procure green leaves of Dhatura plant and Excreta of a peacock be grounded in equal weight and make pills and keep them. Any lady

who is subjected to smoke of the pill will be under Vashi Karan.

15. During Pushay nakshatra on Sunday, bring the root of aak plant, make a kajal of it by mixing in the fresh blood of Goat भेड़. Mix the Kajal in Surma. Use in your eyes and go before the lady. As soon as you will gaze at her, She will be Infatuated.

16. During Pushay nakshatra in Krishna Pakash, lit a lamp in the cremation ground and bring ash. Mix excreta of peacock, Hartal and Suhaga with the ash and make a powder and keep it. Put a pinch of powder on head of any lady, who will be infatuated.

17. After sexual act, rub your semen with left hand on the left of under foot of the lady. The lady will be infatuated and will be subjected to Vashi Karan.

18. Take your semen in your Right hand during the night and with finger of left hand put the semen on the thumb of foot of the lady you want. The lady will be much infatuated.

19. On Sunday during Krishna Pakash and Pushya nakshatra, and during that dark night collect the dust of underfeet of a passers by. Mix excreta of peacock, Hartal und Suhaga and put all near a lamp. Next day in the evening remove the powder already prepared and put on the head of a lady who will be infatuated.

20. Bring yellow horn of a bull died on Sunday. Collect the dust of left underfeet of a lady to whom you want to be put under Vashi Karan. Put the dust in the horn and bury the horn in your home. She will come to you automatically.

21. During Pushya nakshatra, collect the dust of underfeet of washerman and keep it with you. If the dust is put on the forehead of a lady on Sunday evening, She will be enchanted.

22. During Aridra nakshatra, dive in a pond and take out the earth. Mix the earth of house of the lady you want with pond earth and keep it with you. If the mixture of this earth is put on the head of the lady, She will be under Vashi Karan.

23. Procure the clothes of a girl who has first time been subjected to mensas. Make a wick of the cloth, burn the wick in lamp of Arindi oil and collect the Kajal and keep it in small Dabiya or Container. During Swati nakshatra, put the pinch of this Kajal on any lady, you want, who will be infatuated.

24. On Holika day, invite Holika and bring its wood in your house. The wood be then taken to washerman's house and be burnt in his Bhatti. The ask of wood be collected, brought home and be preserved. During Hast nakshatra, put a pinch of ash on the head of lady, who will be much infatuated.

25. During Pushya nakshatra, take out root of "Jhau" tree which is grown on a river or Canal bank. Mix bark of "Kuraa." Grind them well and make a powder. Put this on the forehead of a lady, who will be subjected to Vashi Karan.

26. Collect root of aak, and Dhatura, excerta of Pigeon, dust of four cross roads, hair of cow and ash of cremation ground. Ground them to a powder. Put this powder on the head of a lady who will be infatuated.

27. Make a powder of Gorochan, Gajkesar and Mansil which should be equal in weight and be screened. This powder be used as anjan in the eyes. After using go to the desired lady, who will be under Vashi Karan.

28. Make a powder as above of Kamal patra, Gorochan and Patraj and use as per serial no. 27 supra.

29. Cut your all 20 nails on Saturday and do it continuously for 7 Saturdays. Cut them also on 8th Saturday and mix all of them. Mix them with nails of khutakbaree bird. Put them in an earthen pot and place it on fire, when they are turned into Ash, then mix the ash in a butter. Whose ever lady will take the butter will be under your control.

30. Rub with Chandan, the back bone of owl and also mix in the paste Kesar, Kasturi, and Kum Kum. Apply this as tilak and go before the lady, who will be infatuated.

31. On Pushay nakshatra procure wings of Bhanwara. meat of parrot and dust of your ears with blood of your

anamika finger. Make pills of this and preserve them. On Tuesday, any lady who takes it will become under your control.

Secondly if paste of this pill is applied on the body of a lady will give the above effects.

32. Nails of Hud Hud bird and 20 nails of yours be cut on Friday, put them in new earthen jar and keep it on fire till it is burnt. This powder be mixed with your semen and make the pills. Give it to the desired lady in eatables, she will be under your control.

33. Wings of peacock, Tamer, Kakjanga and Pohkar mool, all be mixed and powdered. A pinch of the powder if thrown on any woman will remain under your control.

34. Blood of black Cat and Rabbit be mixed in equal ratio. Pat it on the head of any lady who will be under your control.

35. Left eye of deer be put in a talisman and tie it on your right arm. After that approach any lady who will be subjected to Vashi Karan.

36. Procure the horn of a bull died on Sunday. Fill the dust of left foot of lady in the horn. Put the horn to the smoke of Gugal. This horn then be buried in the house of lady who will be infatuated.

37. Invite Shankha Suli plant on Saturday. Bring it on Sunday, put to the smoke of Gugal and be kept in Cow milk, ground it with milk and make small pills. The pill be given to any lady in sweets who will be subjected to Vashi Karan.

38. Root of white aak, Nagar motha, Kutki and Zeera be grounded in your blood and keep it. Put its tilak on your forehead and go before the lady who will intensely love you.

39. During Pushy nakshatra on Sunday bring root of aak plant. Ground it in fresh blood of Goat and make a wick of it. Burn it and make a Kajal. Put this Kajal in eyes and go before a lady who will be much infatuated.

40. Procure tail of lizard, nail and wings of Kanchhiv and Shingrif and ground them. The powder be put on the head of any lady for her Vashi Karan.

41. On Saturday procure tongue of black crow, ash of cremation ground, nails of hands and feet, dust of left foot of lady and dust of four cross roads, all be mixed together and be kept. Put a pinch of the powder on head of any lady who will be subjected to Vashi Karan.

42. Procure horn of a bull having yellow horns when he dis on Sunday. The lady whom you want to put under your control, collect the earth of her under feet and fill up in the horn. The horn be buried in your house. The lady will be infatuated.

43. Mix your semen in Sweets on Amavas day. Put it on Potter's wheel and move it in reverse direction for seven time. Given this sweet to any lady for infatuation.

44 Procure the earth of underfeet of Brahmin, Cow, Ass and that of dog during Pushy nakshatra on Sunday. Mix them well. Put this on the head of any lady/man who will be infatuated.

2. **Additional Tantras For Vashi Karan of Ladies :—** This is forbidden Tantra from author's point of view if it pertains to other ladies, than your wife. Care should be taken to use these Tantras. To be used by Men only.

- (i) Zera Kutki, root of white aak (Plant), and Nagar Motha, all these be grounded and mixed with blood of your third finger or Sun finger and apply on your forehead. You will gain your object as and when you go before the lady you want or love. She will be enchanted.
- (ii) Kakri Singhi, Bach, Koot and Chandan be grounded well. The powder be put on your body and incense be applied on your clothes. The lady when will see you become under your control.
- (iii) If GoroChan and Kum Kum grounded and mixed with juice of Banana and applied as Tilak, the lady will be enchanted as and when the man will approach.

- (iv) During Sun eclipse bring the root of Sehdevi and ground it in Chandan and apply as tilak on your forehead, then man will become under her control as one will see each other.
- (v) Mix ash of cremation ground and Brahm Dandi. The woman on whom this will be thrown will be enchanted. Be sure that the powder touches her body parts positively.
- (vi) Zeera, Kutki, root of white aak and Nagar motha, all be grounded well. This be purified by any Vashikaran mantra, and be applied as tilak on your forehead The lady before whom one will go will be enchanted and be within your control.
- (vii) ॐ नमो कामाख्या देव्यै अमुकी मे वशीकरी स्वाहा ।

“Om Namo kamakhaya devayia Amuki me Vashi kari  
Savaha”

This mantra be recited for ten thousand times. Purify the articles for 7 times with this mantra and use them. Replace the name of lady in mantra with अमुकी word.

- (a) The filth of your nose, tongue, ear and teeth be mixed together and purified with above mantra for 108 times and put it in a betel leave. Give it for chewing to any lady you want, she will become under your control.
- (b) On Tuesday, Talmakhana and mansel be grounded well in juice of betel leaves and purify with above mantra for 108 times. Put tilak on your forehead by taking the name of the lady and go to her. She will be enchanted and become under your control.
- (c) After sexual act rub your semen with your left hand on the left sole of the lady. The lady will remain under your control for ever.
- (d) Prepare a paste of Barley powder, Turmeric, Cow Urine, ghee and Sarsoon. The paste be purified with above mantra for 108 times. Put the paste on your body and go to the required lady. She will be enchanted.



- (viii) Cut all your twenty nails of hands and feet, burn them and get the powder. The powder be purified with the following mantra. Mix it in any eatable of a lady. She will be enchanted.

**Mantra** :— ॐ नमः कामाक्षीदेवी अमुकी नारी मे वशं कुरु कुरु स्वाहा ।

“Om Namah Kamakshidevi Amuki Nari me Vasham  
Kuru Kuru Savaha.”

The mantra be recited for ten thousand times for gaining Siddhi. Replace the name with *Aamuki word*. The articles of Vashi Karan be purified for 108 times and be used.

- (ix) Root of white Aak, Kutki, Motha and Jeera in equal quantity be well grounded and mix it with your blood to make a paste. The paste be applied on your forehead, appear before a lady who will be enchanted.

- (x) On Tuesday or Sunday bring dust from place where Asses relax and burn the same. It should be well screened to get the powder. Mix pinch of powder in the eatables of Lady OR ANY BODY who will be enchanted and will act as per your advice. This is a tested one.

- (xi) Moongra flower be purified 7 times with “Om Hirang Svaha”, Any lady smelling it with be enchanted.

- (xii) Seeds of Dhatura, root of Bijore and Onion, all be mixed to form a powder. Any lady smelling it will be enchanted.

- (xiii) Obtain the dust of feet of a washerman during Pushya nakshatra. Put a pinch of it on the head of any lady on Sunday evening. She will be enchanted.

- (xiv) Obtain a bone from cremation ground and be rubbed in milk of sheep (भेड़). Sprinkle a pinch on the lady, she will be much enchanted.

- (xv) Meat of owl be dried in shade. Any lady on whose head a pinch of it put will be enchanted.

- (xvi) On Sunday procure eye of Cheel bird. Mix it with saffron and kasturi and make the powder. A pinch of powder if taken by any lady will be much enchanted. She may be given in eatables or in drink.

- (xvii) Obtain Root of white Gunja (गुंजा) on Sunday in Pushya nakshatra. Make a powder and mix it with your semen, keep it. Use a pinch of it in eatable to a lady. She will be enchanted.
- (xviii) Kill a Heron (बगुला) on Tuesday and burn it. A pinch of its ash in eatable will make the lady enchanted.
- (xix) Seeds of radish, Gur and honey be mixed together and prepare a paste. Put it on the male organ and indulge in intercourse with a lady, who will be enchanted for ever.
- (xx) Procure tongue of Gugu bird (धुमधु). A part of it be given in eatable to any lady. She will become under your control.
- (xxi) It blood of Hud Hud is mixed with own semen on Sunday and given in eatables to any body will love you the most.

**3. For Vashi Karan of Men :—** There Tantras are to be used only by Ladies to gain their object or by men against any other man.

1. The lady should weight flour equal to the weight of her left shoe. Make four chapaties on Sunday or Tuesday. The chapaties served to any man will become under her control. It is a tested one. Purify the chapaties with mantra at Serial No. 31 Chapter 2 of Part I Page 61.
2. Seeds of Tulsi be ground and mixed with juice of Sehdevi on Sunday. Tilak be applied on the forehead. You will enchant the men/lady to whom you will contact.
3. Obtain horns of bull who has died on Sunday. Dust of under feet of a man or woman be filled in the horn and horn be purified with smoke of gugal and horn be fixed in the house of woman. The man/lady will become under your control.
4. Obtain the milk of black bitch just after her children has sucked the milk. Loong (लौंग) be dipped in the milk for three days and be dried. Again dip them in your semen for

3 days and dry them up. Any woman or man take them will be under your control for ever.

You can give them in Betel leaves, or in any eatable.

5. ॐ नमो भगवते कामदेवाय यस्य यस्य दृश्यो भवामि यश्च यश्च मम मुखं तं तं मोहयतु स्वाहा ।

(Om Namo Bhagvate Kamdevayay yasy yasy drishye Bhawami yashch yashch men Mukham Tam Tam Mohayatu Svaha’')

Facing South above mantra be recited after sunset on Deepwail night or at Noon on Holika day with rosary of Moonga otherwise called Red Coral for ten thousand times. After you have attained siddhi, purify any item for 21 times before Use as indicated below. The mantra be recited on an auspicious day and in auspicious Lagna.

- (a) Red Vermillion, Kum Kum, Gorochan be grounded in water of Awale (अंवले), the paste be purified with above mantra and use as a tilak. The woman or all will be enchanted.
- (b) Saffron, Chandan and Gorochan be grounded in equal quantity. Apply tilak on the forehead.
- (c) Tagar, Koot, Hartal and Saffron be grounded in equal quantity. Apply tilak on the forehead to enchant all.
- (d) Branch of Braham Dandi be brought on Monday in Pushy nakshatra. The same be grounded and applied as an Anjan in the eyes. Before whom, the lady will go will be enchanted.
- (e) Nell Kamal, gugal and Aagar be mixed in equal weight. The dhoop be prepared and lighted. The smoke of dhoop be applied on your body and appear before any body. He will be enchanted.
- (f) In Case the husband of a woman is of harsh temperament, the following Tantra be used.

Write the name of person having harsh temperament on Taal patra with pen of thorny plant and throw it in mud. The person will become of calm temper and love the lady.

4. **For Vashi Karan of Raja** :— In modern time Raja includes ministers and superiors etc. In Tantra there are many methods which can be applied to appease them and get work from them as per your requirements after one is enchanted. Such Tantra methods are used with mantras.

Mantra used for the following has been given at Serial No. 34 of Chapter 2.

1. Kum Kum, Lal Chandan, Camphor and Tulsi leaf. All be grounded in Cow milk. Purify with above mantra for 7 times and apply as tilak on the forehead.
2. Procure root of Sudarshan plant during Pushy or Bharni nakshatra. Purify with above mantra for 7 times. Tie the same in right hand and appear before Raja etc who will be enchanted.
3. Root of Sinhi (सिन्ही) be brought during Pushay nakshatra. Purify with above mantra. Tie it around your waist and appear before the minister, officer etc.
4. Hartal, Ashavgand, Camphor and Mansal be grounded and mixed in milk of goat. Purify with above mantra 21 times and apply Tilak on your forehead. Appear before the officer or minister etc. He will be charmed much.
5. Chandan, Gorochan and Camphor be grounded and purify the same with above mantra for 21 times. Apply tilak on the forehead and go before the Raja etc. he will be enchanted.

### VIDESHAN TANTRAS

Videshan Tantras are such through which differences are created amongst friend, opponents and their association etc.

These tantras are used when a person or persons create obstacles, tease the other man and create unhealthy atmosphere in their homes, and put others to loss. In order to stop them from doing so these Tantras are used so that the victimised man gets relief.

When there are acute differences between husband and wife, friends, Brothers and with other people etc. These

Tantras are used on the plea that other party gets relief and does in self defence. Such actions are allowed under Shastras. *For Self defence these are also allowed under Shastras.*

We repeat here Videshan Mantra as already indicated at Serial No. 46 of Chapter 2 Part I. But its different uses are indicated below.

ॐ नमो नारायणाय अमुकामुकेन सह विद्धेषणं कुरु कुरु स्वाहा ।  
“Om Namō Narayanay Amukamukem Seh Videshan  
Kuru Kuru Svaha”.

This mantra be recited for 21 days, one rosary daily, Change the word “Amuk” with the name of person. Then purify the requisit articles with 108 mantras and use them as directed here under :—

1. The persons with whom you want to create the differences, fix the pointed wings of Sae (सई के कांटे) on the doors of such persons after purifying them for 108 times. There will be quarrels and seperation between the two.
2. Arrange hairs of Lion and Elephant. Make two idols between whome enmity or differences are to be created. Fix the hairs in each idol which be buried in the ground. Put the fire upon them and perform Homa with 108 time mantra with flowers of Malti. Differences will be created between the two.
3. Arrange teeth of Lion and Elephant, both be grounded in butter, purify with above mantra for 108 times. Put the tilak on the foreheads of the persons. OR above paste when put in the fire with the names of persons while enchanting above mantra will cause Videshan.
4. Collect the dust of underfeet of the person within whom differences or enmity is to be created. Excreta of mouse and cat be mixed with dust. Purify this with above mantra for 100 times. With this mixture make an idol of the persons. The idol be wrapped in blue coloured cloth and bury the same in his house. Enmity will be created between persons, Parents, Brother Sisters, Children or wife etc as desired.

5. Hair of dog and nails of Cat be purified with above mantra for 108 times. At any place, meeting, house etc. where these are burnt, Videshan will be created.
6. Collect the dust of underfeet of persons between whom the differences are to be created, make two separate idols of this dust. Purify them 108 times with above mantra. Bury them in the cremation ground. Differences will be created between the two.
7. Brahm Dandi and Kakjanga with roots be dipped in juice of leaves of Chameli flowers for 7 days. After that they be dipped in urine of cat for 7 days. Keep it with you after purifying for 108 times. As an when you require to create differences, burn this Dhoop (incense) near or in the house of persons, the incense will create differences.
8. Arrange the dust of underfeet of cat, mouse and enemy. Mix them and make an idol. Purify the idol with mantra for 108 times. Fix in the house of enemy. There will be differences and discord in his family.
9. Collect the dust on Sunday of the place where Asses and rams (भैंसा) relax. Purify with above mantra. Wherever this dust is thrown, Videshan will be started in that place or house. **This is a tested Tantra.**
10. Hold wings of Crow in one hand and that of owl in the other hand. Purify them with the above mantra for 108 times. Tie both wings with black thread. Fix them in the house of enemy or where differences are to be created. Pull them out when effects are to be stopped.
11. Hairs of horse and Bhainsa (भैंसा) be purified for 108 times with above mantra. Wherever they are burnt will create the difference. May it be house, meeting etc.
12. The teeth of mangoose and snake be grounded as a powder and mixed with ash of cremation ground. Make two idols. Purify each idol 108 times with the name of persons. Then fix them in the garden or house, difference will be created.
13. The excreta of peacock (कीठ) and teeth of snake be grounded to a powder together. Purify for 108 times.

Put a tilak on the forehead of persons within whome differences are to be created.

14. Procure piece of marble plate from any tomb where his death date etc. has been recorded. Purify the same 21 times with mantra. The same be immersed in water. Whosever will drink the water will be affected for Videshan. *This is a Tested one.*
15. (a) Light the hair of a woman in a cup. The cup be filled with water and be given to her husband, paramour etc. for drinking. When water is being poured in a cup or glass purify the same with mantra for 21 times. There will be differences within the two.  
*This is a tested one.*  
(b) Hair of lady and clothes of a man be burnt on Tuesday. Ash be thrown on the heads of couple, there will be quarrels between the two. It is TESTED one.
16. Blood of parrot be dried. Purify with above mantra for 21 times. Put the powder on the persons between whom the differences are to be created.
17. Bring the Ash from cremation ground on Sunday Panchmi tithi. Put it in the smoke of Gugal. Purify 21 times. Which ever house and where ever you will throw the ash, Videshan will occur.
18. Obain bone of Left foot of dead body from cremation ground on Sunday. Cut it in the shape of nails. Purify the nails with above mantra 21 times. Wherever this nail is fixed will create Videshan.
19. Teeth of cock, Swine and He cat, ash of cremation ground, dust of place where four roads meet, All the five be mixed together. Purify them 21 times. In which house or wherever these will be thrown, Videshan will prevail.
20. Clothes of a man and hair of head of a lady be burnt on Tuesday midnight, Purify with above mantra 21 times the above ash. When the ash is given to them in eatables, after taking it, the couple will be at daggers drawn or put them on their heads. **This is a tested one.**

21. Flowers of aak be purified 108 times. Taking in hand the flowers recite the names of the persons within whom the differences are to be created. They will fight with each other or differences will arise between them.
22. Skin of black Cobra (कांचली) and hairs of mongoose be burnt together and put them to smoke of Gugal. Purify with above mantra 21 times. This be burnt as a Dhoop between two persons or in a meeting etc. Videshan will be created.
23. Perform Homa with 12 Sarsoon, 13 Rae or mustard, chalk mitti, ash from cremation ground and Kher wood with ghee. Perform Homa with above mantra which be recited for 108 times. The ash of Homa is to be preserved. Throw a pinch of ash between the two within whom you want to create the differences.
24. Hair of dog and nails of cat be burnt in a house or in a meeting etc. to create differences. It is quite effective and TESTED.
25. Hairs of Elephant and horse be burnt in a house or meeting etc. to create differences.
26. Extract Juice from leaves of Bhangraj plant. This juice be applied on the clothes of two persons who will start fighting each other.
27. Early in morning two flowers be burnt in fire for three days by the name of two persons who will become enemy of each other.

#### **FOR LADIES—MENSES AND CHILD BIRTH**

28. Root of Neem tree be tied around the waiste of a lady, the child will born without any difficulty.
29. In case monthly course of a lady is stopped, She should take water which oozes out from cowdung mixed with Heera Kashesh. Blood will start.  
OR Potasium Parmaganate mixed with old gur will too give this result.
30. Root of banana be tied on the hand of a pregnant woman, the child will born without any trouble.



31. Sondh one tola, Black til one tola, old gur one tola, be mixed in half kg. water and put on the fire till half water remains after boiling, it should then be sifted. Make this cool water hot on the fire and be taken by the lady. Within one week menses will start. This is a tested one many times with success.

32. **Tantras for Pregnancy :** (i) Root of chirchita be taken with rice wate by the lady. However barren. She be, will become pregnant.

Chirchita is the small plant in the shape of a bush which contain thorns, when one passes, through the bushes, Thorns stick to the clothes. This is a medicinal plant termed as snake gourd.

(ii) Naval chord if is eaten in secret way by a barren woman, she will become pregnant.

(iii) Make powder of one Jaiphal and make six doses. After monthly period one dose be taken for six days in the morning with water. The lady will become pregnant

(iv) Burn the bark (बन्दाक) of peepal tree in milk and give to a lady for three days at the time of menses. She will become pregnant.

33. **Satamban yantras for sexual Desires :—** We provide a few yantras by the use of which one does not discharge at the time of sexual act.

(i) When sparrow, he and she on Sunday perform intercourse on a branch of tree. Cut that branch. A piece of wood of this branch if is tied around the waiste with a thread, One will not discharge till it is removed.

(ii) Cut the tail of Lizard on Sunday and wrap it in white thread. This be kept in a ring which be worn in 4th finger. Till the ring is not removed, one will not discharge.

(ii) Make a hole in camel bone and place it on the bed under pillow. Any body doing sexual act performed on this bed will not discharge till bone is removed.

(iv) Make a rope of camel hair and tie it around thigh. Till the rope is not removed, one will not discharge.

34. **To Control Pregnancy** :—Keep a snake teeth on bed or on person at the time of sexual act, Lady will not become pregnant.
35. **Cure From Piles** :—(i) Skin of Serpent (केंचली) if tied on the wounds of piles, one will be cured.  
(ii) Tie six mashas root of black Dhatura around the waiste of the patient, who will be cured.
36. If rosary of sea shells in put around the neck of child, there will be no difficulty for the child to bear the teeth.
37. By keeping alum under the pillow, one can not see dreadful dreems.
38. Wear ring of Ranga which is a metal. Such person if fat will become thin.
39. Root of Naag Phani if worn around neck of child, one will be saved from diseases of stomach etc.
40. **To Create Querrals in the house of enemy** :—  
(a) On Panchmi (5th) tithi falling on Sunday, bring ash from cremation ground, put it to the smoke of Gugal and throw in the house of enemy. Quarrels will start there and consequently he will leave the house.  
(b) Bring the bone of left foot of any dead body from cremation ground. Make nails of it. One nail if is driven in the house of enemy will cause quarrels there.  
(c) Hairs of mouse and cat be procured. On Sunday throw then in the house of enemy causing quarrels.  
(d) Teeth of dog, pig and cat, earth of junction of four roads and ash of cremation ground be collected and thrown in the house of enemy causing quarrels and differences in the house.  
(e) On Sunday Noon collect the earth of place where Ass or Bhainsa relax and put it to the smoke of Gugal. Throw it in the house of enemy to create quarrels and differences in the house.
41. **For Conception** :— On the night of Chaturdashe during krishna Paksha, tie the root of Dhatura around waiste of the lady and do intercourse, she will become pregnant.

42. **To Remove Baldness** :—Seed of chirmiti be mixed with Honey and apply on the bald place for 7 days. Hair will grow there.
43. **Use of child's naval chord** :— (i) If a patient keeps the naval chord of boy with him/her. One will recover.  
 (ii) If a lady ties the chord around her waiste, she will be blessed with a son.  
 (iii) If a barren woman eats the part of chord, will become pregnant and will deliver a son.
44. **Uses of first tooth of child** :— First tooth of child when breaks, should be preserved before falling on the ground and place the same after wrapping in a cloth or cotton at some auspicious place. It can be used as :—  
 (i) The lady who keeps this tooth with her will be blessed with a son.  
 (ii) Lady will become pregnant, if she ties the tooth around her waiste.  
 (iii) If a man keeps the tooth in his hand and goes to a meeting, all his enemies or opponents will support him.

### UCHATTAN TANTRAS

Uchattan Tantras are the methods through which the persons, animals, birds etc. are driven away from their places and professions etc. One is insulted and meets with failures etc.

Actually these methods are to be used for enemies, may be of Country and personal but for self protection which is allowed in our Shastras. Through these methods enemies are distracted to do the actions which are against the interest of others. In such case we cite an example, suppose a man has deprived other man of his wife, children, land, house, vehicle, wealth etc. in an unauthorised way is surely to be punished.

Such all purposes can be gained through Tantrik methods. No doubt other person is troubled but one gains justice. So the methods be applied for constructive ways only and only at the time of Urgency.

In Tantrik Sadhana, the methods dealing with ladies, men, enemies friends and for other people exists which should be

used cautiously because they are very effective if performed with due rituals, faith and following full directions. Uchattan means separation, extirpation, uprooting, dejection, sadness, indifference, bringing distraction in one's mind by the help of incantations. On the basis of above, following are a few Uchattan Tantras for the candid use of Sadhikas and readers.

We again refer Uchattan Mantras already detailed in the previous Chapter 2 at serial Numbers 41 to 44 Page 81-82 which be referred.

**Mantra** :— ॐ नमो भगवते रुद्राय दंड करालाय अमुक सपुत्र बान्धवैः सह  
हन हन दह दह पच पच शीघ्र उच्चाटय उच्चाटय हुं फट्  
स्वाहा ठः ठः ठः ।

“Om Namō Bhagvate Rudray dand karalay Amukam Saputra Bandhavaih Seh Han Han Dah Dah Pach Pach Shingra Uchchatay Uchchataya Hoong Phut Savaha Tha Tha”.

2. ॐ नमो भगवते रुद्राय करालाय अमुकं पुत्र बान्धवैस्सह शीघ्र  
मुच्चाटय ठः ठः ठः

“Om Namō Bhagvate Rudraye Karalay Amuk Putra Bandhavaish Sah Shighra muchchatay thah thah”.

3. ॐ श्रीं श्रीं श्रीं स्वाहा

“Om Shareeng Shareeng Shareeng Svaha.

The above mantras are alike almost with a little difference in words. But methods for all is the same.

1. Take a wood of Gular tree about 12 inches long. It be purified with above mantra for 108 times and be buried in the house where Uchattan is required.
2. Take a bone of male 12 inches in length, which be purified with the above mantra for 108 times and be buried in the house of person whom the uchattan is required.
3. Homa be performed with the recitation of name of the person considered for Uchattan with above mantra using the wings of crow and owl. Ahuties in Homa be 108 times.

4. Use of any mantra is not required in this case. A Shiva linga be painted with Braham Dandi and Ash of cemetery. On Saturday night Shiva Linga alongwith white Sarsoon be thrown in the house of person for whom Uchattan is required.
5. White Sarsoon and idol of Lord Shiva indicating slumber sleep be purified with above mantra for 108 times and be buried in the house of person concerned, there will be Uchattan. When the idol and Sarsoon is removed, effects of Uchattan will Vanish.
6. Use the wings of owl or crow on Tuesday or Sunday in the manner as detailed above at serial No. 3 for Uchattan etc.
7. Crow's nest be burnt to ash and be purified with above mantra for 21 times. The person on whose head or in the house this ash be thrown will be subjected to Uchattan. A pinch of ash is sufficient. All house members will be afflicted.
8. Lemon wood, owl's bone, nail and skin of Cat, juice of Dhatura, and a bone from cremation ground. All be purified 21 times. In any house and wherever they be buried or thrown, the inmates will be subject to Uchattan.
9. Drive a nail of 12 inches long wood of Umri tree in any house after purifying for 21 times. All inmates will be affected with Uchattan.
10. Peepal wood 2.5 feet long be purified 21 times during Aswini nakshatra. In any house where it is buried, all will be subjected to Uchattan.
11. Prepare a powder with excreta of owl and Sarsoon which be purified for 108 times. As and when it is applied on any one's body, the person will be afflicted to Uchattan.
12. The ash of underfeet of She Ass be purified with above mantra 21 times on Tuesday Noon. In any house where it is thrown, all will be subjected to Uchattan. Or the Ash be collected of left foot on Sunday.
13. At Noon time bring ash of the place where Asses relax, while facing East or West and in Left hand. This be

purified for 108 times. Throw this ash for 7 continuous days in a house. All inmates will be affected by Uchattan.

14. 21 inches long wood of Kum Kum be procured in Utra Phalguni nakshatra. Purify for 21 times. Bury it in enemy's house, all will be subjected to Uchattan.
15. The root of Klehari (कलिहारी) be purified 21 times and be buried in the house of enemy for effective Uchattan or uprooting etc.
16. Make an idol of Pakistani Salt, write the name of your enemy over it. Purify with mantra 21 times. The idol be put to bath daily with water. As idol will become thin, so the enemy will be subjected to Uchattan etc.
17. Seeds of Hartal, Dhatura and Lehsan be grounded to powder. Purify with mantra 21 times. Put it on the head of enemy. He will become shameless. He will become alright when he is given milk and sugar to drink.
18. Homa for 108 ahuties be made of wings of black owl with the name of enemy, he will be afflicted with Uchattan. The mantra to be used in Homa is as above.
19. Make powder of head of owl, purify with above mantra 21 times. Throw it on the head of enemy. He will be afflicted with Uchattan.
20. Eye of owl be purified for 108 times with this mantra.  
ॐ नमो वीर हुं हुं नमः । "Om Namo Veer Hung  
Hung Namaha."

and throw it between two friends. They will be at dagger's drawn. This can be used for couples also but is prohibited under the Tantric law being a nefarious use.

### MARAN TANTRA

Maran means to cause death of others. Tantra means methods. This includes the methods through which the death of other party or enemy etc is caused.

These Tantras are to be used only at the time when self protection is needed at all costs and not ordinarily. On trifle matters, these should not be used. These Tantras are to be

performed with full faith, methods and following the right directions. In case of any violation, these can be harmful to the Sadhika himself. So BE CAUTIOUS. Use these Tantras only when it is Must, otherwise avoid it.

Our Shastras only allow the use of these Tantras for self protection.

### MARAN MANTRAS AND TANTRAS

1. ॐ नमः कालरुपाय अमुकं भस्म कुरु कुरु स्वाहा ।

“Om Nama Kalrupaye Amuk Bhasam kuru kuru Savaha”.

The mantra be started on any auspicious day during any auspicious Lagna or Mahurta and be recited while facing North East direction in the evening for 21 days continuously. Daily one rosary be performed. Total numbers of mantras thus to be recited are 2268 Nos. After obtaining the Sidhi of this mantra, purify any Maran article for 21 times and use as directed below.

The followings be purified for 21 times before use. Purify means अमिमंत्रित.

1. Powder of bone of Snake be thrown on the body of any man. He will die.
2. Meat and throat or tongue with which snake bites (कांटा) be powdered and be sprinkled on the body of a man. He will die.
3. Excretra of butter fly and quail be powdered and put in the head of enemy, who will die.
4. Saffron, powder of Dhatura and ash of cremation ground be mixed together and powder be applied on the body of enemy on Tuesday, who will die.
5. Saffron, powder of Dhatura, teeth of black snake, and oil of Bhilave tree. All the four be mixed together, after purifying with above mantra, the enemy will die on whose head this will be put.
6. Tongue of owl be dried and powdered and mixed with Saffron. This be mixed in milk and given to enemy to die.

7. During Bharni Nakshatra and on Tuesday, bury the wood brought from cremation ground pyre at the door of enemy to die.
8. Whosoever will eat the powder of man's bone in betel leaves after purifying will die or will remain with afflicted health.
9. Sankhia (a poison), ash of cremation ground and Dhatura all be mixed together to form powder. Put on the body of enemy on Tuesday who will die.
10. Wick of Fat (चर्बी) of black snake be lit in man's skull in seeds oil of Dhatura. The flame be collected in another skull and will be termed as Kajal. Mix ash of cremation ground and all the five salts. Purify with above mantra. The person on whose body it is applied will die.
11. Excreta of owl be mixed in Sankhia a type of Poison and apply on the body of enemy who will die.
12. Excreta of Ass be mixed with Saffron and apply on the body of enemy who will die.
13. Excreta of Ass be mixed with Sankhia and apply on the body of enemy who will die.
14. Collect ash of Cremation ground from Left side of Cremation ground on Poornima day. Write (पन्द्रहिया) (Pandrahia) yantra with this ash. Put it in fire of Cremation ground on Tuesday. The enemy will die.
15. Take skull of dead man, put excreta of enemy in it and write the name of enemy on it. Purify with above mantra and bury in the ground. The time (in days) during which excreta will become dry, the enemy will die within that period.
16. Oil of fat of chameleon (गिरगिट की चर्बी) be purified with above mantra. The enemy on whose body it is applied will die.
17. When a lamp is lit during the night, put Salt and Bhang (the intoxicating hemp, canwabis Sativa) by the name of enemy in it while reciting the above mantra for 7 days. The enemy will die within a month.



18. ॐ चाण्डालिनी कामाख्यावासिनि वनदुर्गे कलीं कलीं ठः स्वाहा ।

“Om Chandalini Kamukhavasini Vandurge Kaling  
Kaling Tha Svaha”

Recite this mantra for ten thousand times to obtain Siddhi of this mantra.

Write the below written mantra on Bhoj Putra with Gorochin and Kum Kum on Tuesday or Saturday and be worn in the neck of Sadhaka. The enemy will die—Write the name of enemy in place of Amuk word in the mantra. The mantra reads thus :—

“स्वाहा मारय हूं अमुकं ह्रीं फट्” ।

“Svaha maray Hung Amukam Hareng Phut”.

19. Excreta of Teetar, Bater or Lava birds be obtained from jungle. Purify with maran mantra. Put this powder on the forehead left side of the enemy as tilak etc. The enemy will die.
20. Cut 12 inches long wood piece of Neem tree and trim it in the shape of nail. Purify this with Maran Mantra as below. Bury this nail at the residence of enemy during Aridra nakshatra. The enemy will leap towards death. If the nail is taken out, before death, the enemy will recover slowly and slowly.
21. Cut 12 inches long wood piece of Acacia tree (शिरिष) and trim it to the shape of nail. Bury it in the house of enemy after purifying with maran Mantra as below, which will cause death of enemy.

**Note :—** The nails at Serial Nos 20 and 21 supra be purified for 21 times before burying with the following mantra :—

“ॐ हूं हूं फट् स्वाहा” ।

“Om Hoong Hoong Phut Svaha”.

22. “ॐ डं डांडि डों डुं डूं डें डैं डों डीं डः अमुकं मृह्लं मृहणं हूं हूं ठः ठः ।”  
“Om Dang Dandi Dong Dung Doong Deng Deing Doung  
Dah Amukum Mrihla Mrihan Hung Hung Thah Thah”.

The above is a powerful mantra. Purify human bone one thousand times with above mantra. The bone be buried in the

Cremation ground. The enemy will die. Replace the name of enemy in place of word "Amuk" in the mantra.

**23. Handi Muth Sadhana** :— This is most fatalic weapon in Tantrik to kill an enemy. Its use as in other cases has been indicated be avoided. This is being used many a times by some nefarious Tantriks.

Taka a Kacha (not burnt) earthen pot (Handi) of medium size. Paste of nose of low class woman be applied inside the Handi. Make a lamp of wood of Nagphani. Lamp here means a deip and place it inside the Handi. The wick in the lamp be of coffin cloth of a dead body and oil will be of mustard (Aarind). Cut a chicken and blood as Oozes out from neck be collected as 3-4 drops which be put in lamp. (Preserve whole the blood seperately).

Take a dry coconut and crack it from the centre. Do not seperate the parts. The coconut be filled with above preserved blood. The body of the Chicken be placed in Handi.

Write the name, father's name, caste and address of the enemy on a seperate paper.

Lit the lamp while speaking name etc of the enemy and reciting this mantra too.

“निशीथिनी भं पा न कार आज्ञे कामरूपी कामाख्यार आज्ञे परे जा” ॥

“Nishithini jhan Pa na Kar Aagye Kamroopaye  
Kamakhyar Agya Pare ja”.

The coconut be buried in the ground while facing the cracked point downward toward earth. Put Handi over it.

As soon as you will put Handi on it, it will start flying and will fall on the above named enemy who will die immediately.

The enemy can survive only if Handi is descended or brought down by anyother Competent Tantrick before reaching at its final goal. OR follow the method as explained next.

**24. Protection from Handi or Muth** :— As explained in previous Tantra, the person for Whom Handi is released

will see Handi when it will hover around his head. Immediately he should do the following actions. The Handi will go back and hit the sender, who will die himself.

1. As soon as one notices Handi, he should immediately make a cut in his any finger with blade etc and drops of blood be thrown on the ground. The Handi will go back.

2. Left over meal of a low caste and excreta OR person's own urine be put on the tongue. The man then should see towards sky at Handi. The Handi will immediately go back.

25. **Shatru Maran Putli Tantra** :— *Causing enemy's death through idol.*

Dust of underfeet of enemy be collected, ash from cemetery and blood of own 2nd finger, all be mixed together and idol be made out of the mixture. Idol be wrapped in black cloth and black thread. Let the idol lie on the cushion. Lit a lamp of Sarsoon oil and place before the idol. Purify the idol with the mantra after reciting ten thousands times.

“ॐ नमः काल संह्या यि आमुक हन हन क्रीं हूं फट भस्मी कुरु कुरु  
स्वाहा ।”

“Om Namah Kal Sanhayee Amuka Han Han Kareeng  
Hung Phut Bhasmi Kuru Kuru Savaha”

Replace the name of enemy with “Amuk” word in Mantra.

Take 108 grains of urd and purify each grain and put in the mouth of idol during mid night. In the morning bury the idol in the cemetery. Continue this process for one month. The enemy will die.

26. During Pushy nakshatra 12 inches long bone of a man be purified with above mantra and be buried in the house of enemy. His whole family will be destroyed. This can be used without mantra. Please Check !

27. During Ashlesha nakshatra, three inches long bone of snake be buried in the house of enemy and recite the following mantra for ten thousand times. Whole family of the enemy will be destroyed. The mantra reads thus :—

“ॐ सुरेश्वराय स्वाहा” ।

“Om Sureshvaraye Svaha”.

28. Bone of horse 12 inches in length be purified for 27 times with the following mantra and bury in house of enemy during Aswini Nakshatra. Whole family will be destroyed.

“ॐ हुं हुं फट् स्वाहा ।” “Om Hung Hung Phut Savaha.”

29. Start the recitation of the mantra from Ashtami (8th day) of Krishna Paksha and continue by reciting 108 mantras daily upto Chaturdashi (14th days) to attain Sidhi. The mantra reads thus :—

“ॐ नमो भगवते भूताधिपतये घोर सिद्धो विकरालिने ग्रहयक्ष  
भूतनानेन शंकर अमुकं हन हन दह दह पच पच गृह गृह हुं फट्  
स्वाहा ठः ठः ।”

“Om Namo Bhagwate Bhootadhipataye ghor rastrine  
Vikaraline grahyaksh Bhootanane Shankar Amukam Han  
Han Dah Dah Pach Pach grih grihn Hung Phat Savaha  
Thah Thah.”

Alongwith recite maran mantra as mentioned at serial No. 25 above and procure 12 inches long Neem wood and wrap over it hair of head of enemy and with the same write the name of enemy and with caution the same name be put on the fire of pyre. Repeat for 7 days reciting the mantra. The enemy will be caught by souls and will die.

30. (i) Meat of Scorpio and powder of Kateli be mixed together. Purify with Maran mantra. Put the powder on the forehead of any body who will die.

(ii) ॐ शुर शुरे स्वाहा । “Om shoor shoore Svaha”.

Recite this mantra for ten thousand times. After sidhi, make a nail of bone of snake and purify nail in Ashlesha nakshatra for 7 times. Bury it in the house of enemy who will die.

31. For cure from Scorpio Bite :— When small flowers grow on a mango tree (बौर). Select such tree where such flowers have appeared first of all. Pull out the flowers, the flowers be rubbed between the hands till its juice comes out on the hands. Do not wash the hands till the juice is not dried. Rub your hands afterward at any time

on the place of biting of Scorpio. One will feel relief. Such effect lasts for one year.

### TANTRAS FOR VARIOUS USES

In this section, we provide Tantras for various uses. These Tantras are too very important and useful. A few are detailed for the candid use of Sadhakas.

1. Wings of right side of crow, hair of hind part (पूँछ) of Jackale be procured on Sunday, put them under the smoke of Gugal. This be thrown on the bed of enemy, who will become sick.
2. Half shoe or inside sole of shoe of enemy be boiled in water on Sunday, Tuesday or Saturday, the enemy will become sick.
3. Ash from cremation ground be brought on Monday or Tuesday and mix it with mustard. Homa be performed with aak wood 20 times with mantra, "अमुकस्य हन हन स्वाहा" | "Amukasya Han Han Svaha". Enemy will become seriously ill.
4. The long roots of old peepal tree be dipped well in water of opium (Opium be dissolved in water), make it dry. To whom its smoke is given will become mad. Preserve it and use only part of it.
5. Excreta of Chicken and that of crow found on Hills (डोडकाग), called Dodkag, both be powdered. Preserve it. A pinch of powder be mixed in drink of any body, the man will become mad.
6. Bring dust of the place where black Ass relaxes on Sunday. This dust be spread on the table under the dining plate of anybody. He will start laughing continuously.
7. The roots of Dhatura, Adrak, Bard and Moonga be mixed in equal proportion in water. This be applied as Tilak on the forehead and go before any body who will become fearful of you.
8. The forehead of a dead dog died on Sunday be procured and bind it in a cloth. Pooja be performed of forehead

for 7 days with Sandoor. Throw the head and keep the cloth. Take out one thread from the cloth and hang it on the door of enemy. Insects will run in meals of enemy's house, till the thread is removed.

9. **Stone Throwing** :— (i) On Saturday, Seven pieces of stone be purified with this mantra seperately and throw in the burning fire. The mantra reads thus :—

“ॐ नमो उच्चिष्ट चांडालिनी देवी महापिशाचिनी क्लीं ठः ठः स्वाहा”  
“Om Namō Uchchist Chandalini Devi Mahapishachini  
Kaleng Tha Tha Svaha.”

Take out the stone pieces after three hours from fire. Sandoor be applied on each piece and be put to the smoke of Gugal.

Fix one of the stone in any house or back of house etc. there will be stone throwing during the night in that house.

(ii) When you go in jungle to answer call of nature and use a stone for clearing your lower private part (गुदा). Keep the stone at one side, repeat for 21 days. Such 21 stones be collected. On 21st day, one stone out of all will jump. That stone be brought home and pooja with above mantra be performed of that stone. Put it in the house of enemy, till the stone remains there, stone throwing will remain in operation in that house during night.

(iii) In the above operation, you use water too. Spare a small quantity of water and be given to a tree situated on back of Bhairon temple. Lit Agarbati there. Then without speaking and seeing at the back, come to your house. Repeat it for 21 days. On the last day you will hear a voice from the tree, “Why you have remembered me.” Then the Sadhaka should reply that stone throwing be started on the enemy's house till I say to stop. Start this operation from Saturday.

10. When in extreme happiness a man or women tears out, then if these tears are sucked by any other body who is extremely under worries etc., the worries will Vanish.
11. The navel chord of a woman, who has given birth to a Son as her first child be dried and preserved. Make a

powder after it is dried. If a childless woman takes it in any catable will be blessed with child.

12. The first tooth of a child when breaks, be picked up before falling on the ground. If a lady who is not blessed with a child, ties it on her left hand in a Copper or silver talisman will be blessed with child.
13. If the above teeth is tied around a waist of a woman, in silver talisman will not conceive or will abort.
14. If the first teeth as above is kept by anybody with him or her and one uses in silver talisman in neck will be respected every where.
15. The string chord of first child as male be dried and kept in cash safe or in purse, the man is blessed with wealth, and is respected everywhere.
16. In case a man has six fingers in both hands and both feet or in one hand and one foot will able to cure diseases simply by touching the whole body of the patient.
17. A kuljibha person means whose lower portion of tongue is black, if praises a work or man with love or hatered, the work will not be done and the person will become sick, unless and otherwise, the same person does not spit on him or her, will not be cured.
18. When a girl has first menses, her used pads be procured and burnt. The ash be preserved. If another lady eats a pinch of this ash in a tea etc. will be blessed with children whereas other woman whose pads have been used will be deprived of children.
19. If a lady in menses touches a patient who is under the fit of epilepsy will be cured.
20. If a lady rubs the blood of her menses on her breasts, they will become hard.
21. In author's world famous book, "SCIENTIFIC ANALYSIS OF HOROSCOPE" the author has indicated the importance of first drop of menses of a girl and has indicated the result of that through Astrology in Chapter 14. Our Sages have laid down great importance on this as a girl enters into age of Puberty and be referred.

In Northern India mothers and girls do not bother about this aspect whereas in South India this is termed as "Ritu Jataka" and they celebrate it and erect horoscope of the moment.

We give below the broad results of such moment.

**Week Days** :— If a girl has first menses on Sunday, Tuesday and Saturday, She will experience diseases, sorrows, miserable life, Vicious nature and bad temper. Monday, Wednesday, Thursday and Friday are auspicious and indicate virtuous nature, a good enjoyable married life, chaste and happy domestic life, and lastly obedient, Sexy and will lead a loving life.

**Tithi** :—The appearance of first menses indicates enjoyment, wealth and happiness during Shukal Paksha than Krishan Paksha on 1st, 3rd, 5th, 7th, 11th, 13th and Poornima (Full Moon day). Amavas and other tithis are termed Unauspicious and denote sorrows, unhappiness, adultery, loose morals, little enjoyment etc.

**Nakshatra** :—This be referred in author's book as mentioned above.

**Month** :— If a girl attains puberty during 15th March to 12th April, 15th May to 16th July, 17th August to 16th September, 17th October to 15th November and 15th December to 14th January is termed as unauspicious, other periods are favourable.

22. The teeth of Lion be used as Yantra in the neck of a child, child is not affected from influence of an evil eye. Also child does not feel any difficulty in formation of teeth.
23. If a lady drinks the blood of a tiger, she will become barren.
24. If bone of an elephant is tied with hand of a patient of epilepsy, one is cured.
25. Excreta of elephant if used as Yantra in neck of a child in a silver talisman the child is not affected by the influence of an evil eye.



26. If a woman uses the above Yantra in her neck, she will abort.
27. Excreta of horse be burnt and mixed with Til oil and if applied on the head, the hair will grow and also become longer.
28. जौक be roasted in oil and make ash of it, hot Sarsoon oil be mixed in it, apply on the head, the hair will grow.
29. The bone of horse 2 feet in length if buried in the house of enemy or in any other house. He/she will be infatuated and will become under your control.
30. The tooth of muel (खच्चर) if is kept in the pocket, one will be blessed with wealth.
31. The shoe of muel be burnt and mixed in Alsı (linseed) oil. Apply it at bald head, hair will grow.
32. If a person can not sleep during night and if teeth of an Ass is kept under the pillow, he will sleep comfortably.
33. The shoe of Ass if burnt at the time and in room of birth of child, there will be no trouble to a lady at the time of birth of child.
34. Bring the dust of the place where Ass relaxes on Sunday without telling and interfering any body. The dust be put to the smoke of Guggal. If this dust is then applied on the forehead of any body or is thrown in any house, there will be constant quarrels.
35. The rib bone of Ass if thrown or buried in any house will result in constant quarrels in that house.
36. Make a cord of hairs of elephant. When this cord is tied around thigh :-
  - (i) If one indulges in intercourse will not discharge till cord is removed.
  - (ii) If cord is tied at the private part, one does not discharge excess urine.
  - (iii) The child who urinates in the night in bed, if cord is tied on right thigh of child, he will not urinate in the night.
37. If a small child weeps during the night, excreta of goat be kept under the pillow, he will stop weeping.

38. If horn of a jungli He goat is put under the pillow of a sleeping man or woman one will speak whatever one has in mind.
39. The (जर) string ball of cat if kept in purse or cash safe one is blessed with wealth.
40. Teeth of black cat if kept by a person with him, will become fearless.
41. If smoke of excreta of black cat is given to a person afflicted by soul will be cured.
42. If right eye of cat is fixed in a ring and worn, one is not affected by talisman.
43. Blood of black cat if mixed in equal proportion with that of a rabbit, and is put on a lady, she will become under his control.
44. The tongue of Jacakal be fixed in any body's house on Tuesday, Saturday or Amavas, there will be quarrels in that house.
45. Procure during Pushy nakashatra, the right eye of deer and put under the gem in a ring and be worn, one is loved by all.
46. The left eye of deer if used as Yantra in neck or one keeps in his pocket, one is much loved by women.
47. The teeth of rabbit be used as yantra and kept with him, one gets spiritual strength and has more power to worship.
48. Procure skull of Langoor monkey or Gorilla on amavas day, write the name of two friends on it and bury it in cremation ground, the friends, partners or husband and wife etc. will quarrel with each other.
49. If above skull on amavas day is buried in any house, the prosperity of that house is destroyed.
50. The bone of monkey or Gorilla (लंगूर) if put in the smoke of Dhoop and fixed at the boundry of a village or house, every misfortune will be avoided.
51. When two Cocks are fighting with each other and blood that they shed at that time be collected. If the same blood at any time is administered in meal to two friends etc., will become enemy of each other.

52. If (चोंच) beak of a peacock is kept as talisman with yantra of fifteen, one is blessed with wealth.
53. If the nest of koil is burnt and put as a tilak on forehead of anybody his mind will become Uchattan.
54. (चोंच) beak of crow be procured on Sunday, put in the smoke of gugal and draw a line on a path, road etc. Whosoever lady crosses the line, will start bleeding and when (चोंच) beak is mixed with water, and water is drink by the lady, bleeding will stop.
55. The excreta of Vampire (चमगीदड़) is roasted in Til oil and is massaged on private organ of male, the crection will be much more.
56. The excreta of a jungli pigeon be mixed with oil and applied on private part as above, above effects will be achieved.
57. (पित्ता) gall bladder of pigeon be mixed with camphor, Suhaga, peepal, and honey in equal proportion be applied on private part and one enjoys with a woman, who will be fascinated and remain under her control.
58. Also use excreta of pigeon mixed with Sedia Salt (Pakistani salt) for above purposes.
59. Also mix Suhaga with excreta of pigeon in equal proportion for above use.
60. When Moon is in Scorpio rasi, procure (चोंच) beak of hawk, write name of enemy on its skin and both be buried in a jungle, enemy will be destroyed.
61. The eye of an owl be mixed with Kasturi, put it on anybody and he will become your friend.
62. The flesh of owl be dried and kept, who so ever will eat will become worried or make the powder of flesh and put in eatables or drinks etc.
63. Burn the bone of owl, the ash be put in the head of anybody, who will become vagabond.
64. Burn the feet of owl, the ash be administered to anybody, who will remain worried on some account or other.

65. Mix the powder of owl with milk and Saffron and give to drink in Pushay nakshatra on Sunday to anybody, who will become insane and will die.
66. The excreta of owl be dried, mix it with Supari and who-soever will take it will become insane and without any intellect.
67. The bone of Camel be procured. Put a hole in it and tie it to your Cot where you have to enjoy. One will not discharge, till it is removed.
68. Alum be tied with waiste and enjoy, one will not discharge early.
69. The root of Langra mango be tied with waiste for sexual enjoyment.
70. Tie excreta of crow in a cloth, hang it in the neck of child on Sunday. The child will get relief from cough, may be hooping one.
71. Rosary of seashells be put in neck of child, the teeth will come out comfortably.
72. **To Prevent Abortion** :—One piece of Balka and dust from ear of a man be put in Pashmina cloth. The lady should wear it in the neck, she will not abort till the yantra is in her neck.
73. The root of Khiranti herb be wrapped in Kacha threads woven by a virgin and be tied around her waiste, she will not abort.
74. **To Abort** :—The first teeth of a child be preserved which has fallen automatically before it falls on the ground. This be used as talisman in silver and worn in left arm. She will abort.
75. The root of Brahmi herb be worn on the body by lady. She will abort.
76. When a fire breaks out in a village or house, in order to extinguish the fire bring a glass of water. Facing the fire Agni Devta be worshipped and do Namaskar and prayer be performed to subside the fire. When you breath inward drink the glass of water. The Agni or fire will come down.

77. **To Remove the Fear of Souls :—** When ever it is felt that one is under the influence of Souls and remains in fear in some way or other. One should go to jungle on Saturday and kill a girgat or chamelion. On Sunday burn it, the ash be put to smoke of gugal. Any body in fear of soul be given a pinch of Ash in eatable or in drinks. One will be cured.
78. Procure hair of cat and mouse, these be put in the house of enemy there will be constant bickering in that house, till the hair are removed.
79. On Sunday poisonous point (कडदाँ) of Scorpio be put to the smoke of gugal and bury it at the place where enemy answers the call of nature, latrine, open jungle etc. Enemy will be put to trouble.
80. Bury a vessal in a serect way containing ghee of Cow, Titli oil, wheat and maize at the place where Holi fire is lit annually. After Holi fire next day take out the vessel secretly. All the articles be put in a cloth which has not yet been bleached (कोरा कपडा). Place the cloth in any article say in wheat, cash safe etc which will remain full and grow.
81. **To Win Case in Court of Law :—** The root of Cabage and Mayur herb be kept in mouth and one should go to the Court of Law. He will be blessed with success in a case.
82. In order to make anybody impotent (नपुंसक), bury black scorpio at the place where one passes urine, one will become sexless. As as when Scorpio is taken out, he will be alright.

#### **For Removal of Effects of Souls**

83. Gugal, Gilo, Harmal, aak leaves, Yellow Sarsoon, Kuth, Kaul Kachoor, Lassan, Peacock wing, Elephant teeth powder, Ajwaen, Chitra, Bansa (powder of Bamboo), peepar, Sea jhag, skin of snake.
- The Homa be performed with any eight items including Gugal. The smoke of Homa will be helpful in eradicating the effects.

If the effects of soul is too much, use hairs of cat and monkey and khavi which be used in Homa with eight above items.

#### For Sade Sati

84. Shoe of Black horse be fixed on the outer entrance of house or be worn as ring or bracelet. This removes the effects of Sade Sati. This is a tested one.
85. **For Removal of every Trouble :— TESTED :—** Measure the thread of mauli equal to length from foot thumb to Head. Wrap it on a coconut which contains Water. Stand on a river, Lake, Canal side at the time of Sun rise facing East. The coconut be thrown in the water after passing it over your head. This will remove all troubles.
86. **For Epilepsy :—** Heeng  $\frac{1}{2}$  masha be dissolved in water of equal weight. Put in the nose a drop on the other side of nostral than side affected with epilepsy. The patient will become alright. This is also tested.
87. **For Sexual Strength :—** Seeds of Onion 3 masha be mixed with 3 masha mishri, be grounded together. In winter season take this dose three or Four times in a month with milk. This is tested one.
88. **To remove malefic effects of every planet :—** The roots of aak, Dhatura, upamarg, Bargad, peepal and Shami tree, leave of gular and mango trees, Dhooob, ghee, milk, rice, gram, moong, wheat, Til Honey and Matotha be procured.  
All the above items be mixed together, put them in a bone and bury it under a peepal tree on Saturday evening. Malefic effects of all planets will vanish.
89. **For Sure Birth of Son (Tested) :—** The Monday falling after the monthly period of a woman, the husband should keep a fast on Monday. The lady should go to Lord SHIVA'S temple. After performing pooja and offering water should clean one piece or seed of Shivlingi with water. Bring it home and after wrapping in old gur, lady should swallow the gur. Repeat for 11 days. Keep fast on Monday for ever. No sex for 11 days. One will be blessed with son.

90. **To Control Excessive Bleeding : (TESTED) :—** This prescription has been given to your author by a Devi Saint and has been tested on many ladies suffering from excessive bleeding during monthly course or otherwise due to tumour etc. **This has given a good success. It is quite simple.**

Sandoz Calcium Lactate powder, white burnt Alum, Malathi and Majoo phal each 25 grams be grounded together. Take one dose of one teaspoon with curd daily in the morning after breakfast. In case the bleeding is excessive, take four times a day.

91. On Monday root of Chirchita (Red Apamarg) be invited and be brought on Tuesday. The root be tied around waiste and enjoy. You will not discharge for a long time.
92. The rear portion of tail of Liz ard be cut and ropped in white thread. Put it inside a ring and wear in 4th finger and enjoy. You will not discharge till you have ring on your finger.

93. **For Getting a Good Husband (TESTED) :—**

Now a days to find a good and suitable boy for daughter the parents are worried much. This Yantra is tested and many have been benefitted.

“ओंम कात्यायानी महा भागे महा योगिन्यचीश्वरी ।  
नंद गोप सुतं देवि पति मे कुरुते नमः ॥

“Om Katyayani Mahabhage Mahayoginy adhishvarim.  
Nand gop Sutam Devi Patiam me Kurute Namah”.

The above mantra be recited in the morning facing East and facing West in the evening on a Assana with clean clothes at a lonely place by the girl. At every-sittings at least three rosary be performed, if one can do five rosaries will bear early results. After 41 days continuous recitation and on Friday or Monday Shukul Pakash Pooja of Mother Parvati be performed and girl should offer meals to Nine minor girls and three small boys. According to one's capacity girls be offered dupatas and clothes to boys. Donation be given to a Brahmin. One will be successful in her desires.

94. **Cure From Snake Bite** :— When one is bitten by a snake, he should take these eight items and will be cured, which include curd, Honey, Butter, Peepal, Adrak (ginger), Koot, round chilly and Sandia salt, which be mixed together and grounded.
95. The hair of tail of Muel and clothes of two friends be burnt. The ash be caten by two friends in meal, drink etc will result in quarrels between the two.
96. If teeth of a dog is used as yantra to a child in the neck. The child will take out teeth easily.
97. The Urine of dog be mixed in earth and make small balls which be dried. The man suffering from fever if uses the balls in his neck will recover from fever.
98. The milk of black bitch be procured. Loong be immersed in milk for 3 days and be dried. Mix your semen with Loong. To any woman to whome this is given to eat in anyway will become under your control.
99. The excreta of elephant if be kept by a lady with her, She will not conceive.
100. If excreta of sparrow is mixed with wine and anybody take it will become (बेहोश) unconscious.

The above yantras do not need any use of mantras. Some of them are tested by the author and the others are recomanded for use by the Sadhakas.

101. **Uses of Gugu Bird** :— Gugu bird is used in Tantrik Sadhana in many ways which are detailed as below. It is called *Gugu Kalp*.

- (i) On Sunday when there is Amavas or Chaturdashi, cut belley of Gugu, and take out the central portion. Take two skulls and go to the cremation ground. Put central portion in one skull light the diep (Lamp), collect kanjal in the second. One should be naked. Put smoke of gugal to kajal and return to home. Keep Kajal in a Brass ware.

Recite the following mantra for 108 times and exorcisme the brass Vessel.

“ॐ कुरु कुरु स्वाहा मेहसरीय नेत्र घनेय पाटेश्वरी ।”



- (a) Put the above kajal in the eyes you will see the buried wealth.
- (b) You can see deities.  
Clean your eyes with Urine of Cow, to remove the effects of kajal.
- (ii) Extract oil of Charbi of gugu. Kajal of it if is used in the eyes will see all, but nobody will see him.
- (iii) Put part of excreta of Gugu in Betel leaf. After taking, one will be cured of fever.
- (iv) Tongue of Gugu and one Rati Gorochan be mixed and make pills of it. One pill be wrapped in Copper talisman and keep in your mouth. You will enjoy more with a lady.
- (v) Fill Mercury in left feet bone, also fill in it Red Gandhak and Neela Thotha. Recite the following mantra for 108 times and exorcism the bone. Keep it with you, you will win the enemies.

**Note** :— Tantras (ii) to (v) be exorcised after reciting the following mantra for 108 times.

“ॐ नमो महा पंखी आमृतं कुरु कुरु स्वाहा” ।

- (vi) Procure wing of Gugu and exorcism 108 time with this mantra and bury in the house of enemy to cause quarrels these.

“ॐ नमो पश्ये अमुका अमुका मध्य कलह कुरु कुरु स्वाहा” ।

Replace the name of enemy in place of word ‘Amuka’ in the mantra.

- (vii) Head of gugu and Nails of crow be exorcised with above mantra 108 times and perform Homa. Put on the heads of couple, there will be seperation between the two.
- (viii) The eyes or nose of gugu be exorcised with “ॐ नमो वीर हुं ह्रीं नमः” mantra 108 times and put it between the two friends, couple etc. to create differences.
- (ix) Bone of gugu, wood of lemon tree, nail of manjari, leather, juice of Dhatura and bone from cremation ground. All these be collected and throw it in the house of enemy. It will cause Uchhattan.


- (x) Meat of Gugu and its skin be ground and smoke be put to remove the effects of souls etc.
- (xi) Mix meat of Gugu and He goat (बकरा) in a pinch of water, whosoever will take this water will become your faithful servant.

### PRACTICAL AND EASY TANTRAS

There are Tantras for miscellaneous uses but are very effective. Care should be taken for their application, which should be strictly according to the directions mentioned therein.

1. The talisman of tongue of Hudhud if be kept on person, the enemy will afraid.
2. The forehead of Hudhud if dried and mixed in oil and applied on the face, all people will respect you.
3. The above forehead if is kept with you will increase your power of meditation.
4. If right eye of Ababeel bird is put as Gam in gold ring and worn in right hand, one is blessed with wealth.
5. If a Fat चर्बी of chicken mixed in murdasinghi and applied on private organ of man and intercourse is performed, one's sexual power is increased.
6. In excreta of chicken, you find smallest size stones. If these stones are kept with him, one has extra strength in his body.
7. On Tuesday or when Moon is in Scorpio sign if the excreta of black chicken is put on the door of any body, there will remain quarrel in that house.
8. When excreta of lion is mixed in wine and given to any body, he will leave the habit of drinking.
9. The skin of forehead of lion if one keeps with him, all will have fear from him.
10. In Aswini nakshatra if smoke of shoe is giving to a person affected by souls, one will become free from such effects.
11. If the shoe of ass is mixed in water and water is taken by patient, epilepsy will be cured.

12. If nail of right foot of an ass is used as a ring in right hand of a patient, one recovers from epilepsy or apoplexy.
13. The root of Moosta mixed with paste of chandan and applied as tilak, all will become enchanted.
14. Gorochan and Sehdevi be rubbed to a paste and applied on forehead, all will be enchanted.
15. Make of fine powder of Medasinghri, batch, ral, khas, chandan and small Ilachi. If its smoke is given on the clothes, ladies will be enchanted. If in a meeting, this dhoop is burnt, all officers and others will be enchanted.
16. On Sunday, cook the rice in skull of a man, after that these be dried. To anybody give one rati of rice to eat, he will become enchanted.
17. If root of Lemon tree is taken with water by a lady who is blessed with sons and wants daughter will be blessed with daughter.
18. Make a powder of Suhaga (borax) and excreta of pigeon, add water and make a paste which be applied on male organ and then perform sexual act, one will be blessed with a Son.
19. **For Abortion** :— (i) Procure root of Dhatura in Pushy nakshatra on Sunday. Wear or tie in the neck through raw threads woven by a unmarried girl, preferably one who has not entered into age of puberty. One will abort.
  - (ii) Make a powder of root of unt katara in water and apply it on belley. One will abort.
  - (iii) Give smoke of excreta of horse to private part of lady, who will abort.
  - (iv) Make a powder of soure Tumbi (groud soure in teste) in water and apply on the private part, the lady will abort.
20. If alum is kept under the pillow of any one, one will stop seeing dreadful dreams and will have sound sleep.
21. To get relief from Hysteria, take a louse of sheep and wrap it in wool of blanket, and wear in a copper talisman, one will recover from the disease.

  
A rope of reed (मूज की रस्सी) around her waiste during the night. In the morning, the rope be thrown where four roads meet. The pain will go and regular menses will flow.

23. Akarkora be tied in the neck with raw thread one will recover from epilepsy.
24. Excreta of crow be put in small cloth bag and put in the neck of child on Sunday, the cough will be controlled.
25. Put iron or copper bangle in hand or ankle of child to facilitate him to take out the teeth and save him from an evil eye.
26. Rosary of seashells if put around the neck of child will give him the above effects.
27. Make yantra of Red coral and put in the neck, one will not have fear during sleep.
28. Make yantra of chalk earth and put in the neck of child will stop him to weep.
29. When a child weeps continuously, write this mantra on the corner of a scarf or a cloth which be worn by the child, he will stop weeping.

**Mantra :**

“बाण कहिनो आघियो, किर दिशी किध्या पिआण, भैरव मुन्दे मुन्दिया उग्यो मारण बिहाण” ।

30. Wrap a piece of salt in red cloth and tie on the left side of the woman, she will give birth to a child comfortably without any pain etc.
31. If a magnet is given in the hand or thigh of a lady, she will give birth to a child easily.
32. The root of neem tree be tied around waiste of lady for above effects.
33. A nail from boat and procure horse shoe. Make a bangle through mixing both of them. Perform puja of bangle with Dhoo, lamp etc. and wear in hand. One will recover from windy or Gastric complaint also one is

saved from effects of souls. This too will increase the sexual power of the wearer.

34. In second finger of right hand, wear ring of iron to get relief from stone in kidney etc.
35. Wear ring of Ranga metal in second finger to reduce fat in the body. One will become lean.
36. By wearing in neck, the rosary of Onions or roots of Nagphani, one gets relief from disease of spleen, called in Hindi Tilli disease.
37. The ring of skin of rhinoceros if worn will cure the piles.
38. Tie around waiste about six mashas of root of black thorn apple. It will control piles. Also it control swapan Dosh.
39. Ring of left horn of cow be worn on Tuesday in 4th finger of right hand to get cure from epilepsy.
40. Ten grams of pure heeng called asafoetida be put in cloth and worn in the neck to have cure from epilepsy.
41. Lemon and green chilly be severed in a thread and be hung at the door of the shop. This will remove effects of evil eye and sale will boost up.
42. Cabbage and root of Mayur Shikha be kept in the mouth and one should appear in a court of law, he will win the case.
43. **For Transfer** :— When any body wants his transfer from a place, he should take a bath before Sun rise and change the cloth. After Sun rise he should perform Surya Namaskar and take 21 seeds of Red chilly and offer to Sun with the prayer of your transfer at a particular place. Repeat this process for three days. You will receive you transfer orders at the earliest.
44. On Saturday during Dhanishta, nakshatra, bring root of Babool tree and make a powder of that. On whose head/forehead this powder is put will become under his control.
45. Make a powder of ash from Cremation ground, Kooth, Batch, Tagar or gorochan and kesar and apply on the

forehead of a lady or on the feet of a man, who will become under your control.

46. Procure a root of Balchhar in Pushay nakshatra, make powder and a pill of it. Keep in your mouth for a while, then to whom you will give this pill in betel leaves will become under your control.
47. The above pill can be made of Sarsoon and Devdal and used as above.
48. On Tuesday in Shukal Pakash and on 2nd tithi in Bharni nakshatra make a powder and pill of small Ilachi, Loong, Malkangni, juice of Lajwanti and mix with own semen. Give to anybody in betel leave, who will become under your control.
49. On Monday in Mrigasira nakshatra bring a supari and make a powder, mix it with your semen. Give to any lady in eatables or betel leaves, she will be enchanted.
50. In Pushay nakshatra of Shukal Pakash, bring ash from cremation ground in the evening. Put a pinch of ash on head of any lady who will be enchanted.
51. Bring ash from cremation ground on Sunday in Shukal Pakash, mix your semen and ash of your nails of hands and feet. This powder be given to any lady in eatables to bring her under your control.
52. Make powder of Kesar, Chandan, Camphor, Tulsi leave, which be mixed in cow milk. Apply tilak of this on your forehead and appear before any officer who will be kind to you.
53. Bring root of Chitra during eclipse of Moon, mix it in honey and make a pill of it. As as when needed, apply tilak of this pill on your forehead, all will be enchanted.
54. Bring root of majid during Pushay nakshatra and make a powder. The lady on whose head, a pinch of it is thrown will be enchanted.
55. Apply paste of excreta of elephant on private part of lady, who will abort.
56. The lady when will keep teeth of snake will her will abort.

57. The seeds of Tulsi and Zamikand when taken in a betel leave will enable the man/woman to enjoy for long sexual act.
58. Juice of leaves of Lajwanti be applied on the private part of lady, She will enjoy for long at the time of sexual act.
59. Procure root of Singhi in Pushy nakshatra and tie it around waiste, appear before any minister or officer, who will be kind to you.
60. The roots of Gorochan and Sehdevi be mixed and make a paste. Apply on your forehead, all will be enchanted.
61. **For Enemy** :—Between Twelve' O clock and ONE during night of Sunday Amavas, the wings of owl be lit to fire in a naked position while reciting the following mantra for 7 times and preserve the ash of wings.

**Mantra—**

“काला कलवा काली रात तुझे भेजूं आधी रात  
सोति को जगा, बैठे को उठा, खडे को दौड़ा  
कलवा भीर चलो नीरो नीर - हमारे दुश्मन को  
न मारने पर तुम्हारी भाजीं और भतीजी को  
साढ़े सात तलाक”

“Kala Kalwa Kali Raat Tuje Bhejun Aadhi Raat Sote Ko jaga, Bhathe Ko utha, Khare Ko doora. Kalwa beer chaloo Nero neer. Hamare dushman Ko na marne Par tumhari Bhanji, Bhateji Ko Sare Sat Talak”.

Before starting above operation keep a few woods of peepal tree around the place where the above operation is to be performed and one should pray to “Bhairon ji” with the following words, मेरों देवता इन चिजो का खयाल रखना”. O, Lord Bhairon Kindly keep all these articles safe and sound”.

**Use** :—The pinch of ash be put on the clothes of enemy, on his car handle, cycle handle etc. OR throw the pinch of Ash on the enterance of his house from where he or others pass, so that ash should touch their feet. Its effects will be that there will be constant quarrels in his house, discord between family members etc.

Keep the ash in safe custody and use when required.

62. On Sunday, procure ten to twelve tick or louse from the body of dog. In Hindi louse or tik is known as 'Chichar'. The louse be cut into two viz head and other part (body). Both be kept separate and allowed to dry. Keep them separate.

As and when required put the pinch of head in Barfi, Tea, Coca Cola etc. but not in saltish articles, so that the enemy should take it or eat it.

On this, the whole body of the enemy will be afflicted with red spots, no medicine will affect for cure unless and otherwise the body part is given to him in the above manner.

63. Kill a 'Chhachhundar' (a kind of Rat like) on Sunday. Clean it, and take out the skin. Salt be applied on the skin to avoid odour or bad smell, keep it with you.

As and when required, pick up the earth, where the enemy has urinated and keep that earth in the skin, wrap it and keep it with you. The enemy will suffer from venereal disease and will only cure when the earth is taken out from the skin.

64. Cut the tail of Lizard on Sunday. Dry it up and crush or pestle it to powder. Give it to the enemy to eat in any sweet item. He will become ill.

#### FOR VASHI KARAN

65. Procure tongue of Crow on Sunday. Dry it and then crush or pestle it to powder. Preserve it. Give it to any one may be man or woman in sweet article to eat. One will be subjected to Vashi Karan.

66. Burn the wing of crow on Sunday night between 11 and 12' O clock with a few clothes on the body. The ash be mixed with Sugar in equal weight. Who so ever be given to eat will remain under your control.

67. A plant known as Injeer generally is found in hilly areas, its fruits are very sweet. The tree or plant has one branch always as dried. This dried branch is called "Beda Injeer".

Cut "Beda Injeer" and make 4-6 pieces. If you want the Vashi Karan of a man, the piece of Beda Injeer be



used for beating or patting the bitch for 4-5 times or in case of woman, use it on the dog. Keep the name of person in your mind during this operation.

Burnt the piece afterward and ash be given for eating to the person concerned who will be infatuated.

68. The root of pomegranate, its flowers and leaves be mixed and grounded with yellow sarsoon on Sunday. Keep this powder. As an when you are to approach an officer or any body to whom to want for Vashi Karan, put tilak on your forehead of this powder, they will be favourable and infatuated.
69. The flowers of Chameli be wrapped in Cotton and be dipped in Chameli oil. Kajal be made by lighting the wick in the skull of a man. Put the kajal in the eyes and go before anyone, who will be infatuated.
70. Tick or louse from body of dog, Bhanwara, Lajwanti or Sehdevi be grounded together on Sunday and be preserved. Apply tilak for Vashi Karan.
71. Apply tilak for Vashi Karan of articles grounded on Sunday, the article, include Dhatura flowers, its branch and leaves with its root, Camphor, Kesar and GoroChan.
72. Ground Braham Dandi and butch and apply tilak.
73. Ground the root of bargad tree and apply tilak.
74. The following words be recited thrice each and everytime, the first finger of right hand be put on your forehead to pay "Salam" or respect and then appear before a officer, minister, loved or beloved etc. Who will be kind and be infatuated.

Ya Ali, Ya Ali Ya Ali Chho.

Ya Mohammad, Ya Mohammad, Ya Mohammad  
Chho.

Moafi Allaha, Moafi Allaha, Moafi Allah Chho.

75. The tail of Couple of Lizard be cut on Sunday. Let it dry and keep it in the cotton, make a wick. Prepare a kajal. The kajal be touched to any body's head, hand, on the clothes etc, one will become infatuated.

76. **For More Sexual Power** :— Tulsi Seeds, Kamal Gata, koonch each  $2\frac{1}{2}$  tolas and Manaka  $\frac{1}{8}$  Seer (Take out seeds of Manaka). Ground them well seperately. Add small quantity of kesar. Then mix them all well. Make pills of them and use as and when required by keeping the pill in the mouth or Swallow it with water. IT HAS BEEN TESTED on many patients.
77. **For Abortion** :— Take out white portion from the excreta of pigeon and be dried in shade. Mix pinch of water and make a wick. The lady should keep this wick in her private part. She will abort.
78. **To prevent Pregnancy** :— Jugnu be kept in a containter, till it dies and become dry. Put it in Rasgulla, barfi etc. and let the lady eat it. She will not become pregnant for one year. Use after that if required again.
79. If a lady takes juice of root of betel leaf, one tola in weight daily for 5 days after the menses, She will not conceive and will abort if pregnant.
80. If name of any one is written on the clothes or pads thrown by the lady in an menses with GoroChan and Majeeth and the clothes are thrown in an old pit, the man whose name is written will remain in trouble.
81. If salt is thrown by reciting the name of enemy for 5 times on the burning pyer, one will remain in troubles.
82. **For Sex** :— The following a few yantras be tried for getting more pleasure through sex and the man/woman has more retentive power.
- (i) If piece of alum or root of Langra mango is tied around the waiste and one indulges in sex, the retention power is increased.
- (ii) Also if bone of Camel is placed on the headside of the Cot and one enjoys on the same Cot will have the above effects.
- (iii) A rope made of hairs of Camel if is tied around thigh (जांघ) the wearer will not discharge till rope is removed.

- (iv) Procure root of Lajwanti on Sunday in Pushy nakshatra. This be kept in ring made of silver, the wearer will enjoy more.
- (v) If one indulges in sex act after applying paste of Kesu flowers under the feet, one will enjoy more.
- (vi) Kamalgata be grounded in honey. This paste be applied on the upper side of Umblicus. Till the paste is not removed, one will not discharge.
- (vii) Gorochan be mixed with dried tongue of owel. This mixture be preserved in a Copper talisman. As and when required, the talisman if kept in mouth, one will enjoy more till it is removed.
- (viii) The Seeds of Dhatura be grounded in honey and use as (vi) above.
- (ix) Bitch, Koot, Kesar and Gorochan be mixed in equal quantity with ash of cremation ground and make a powder of it. This powder be applied on the forehead of a lady and one will enjoy more.
- (x) Take out juice of leaves of Lajwanti and juice if is applied on the private parts by a lady, She will enjoy more.
83. The tongue of a frog if placed on the breast of a woman when she is asleep will reveal the secrets of her life.
84. The Charbi of frog be procured. A piece of Injeer wood be dipped in the Charbi, the wood be put in the hearth. The articles put on the hearth for cooking will not be cooked, inspite of the fact, you may fire of any magnitude.
85. Make a cup of Arloo also called Ardusa. Fill water in it and keep for the night. The water be taken by the patient, one will cure from all kinds of fever.
86. Root of Dhatura be tied around the waiste of woman. She will deliver the child comfortably. It will not help in abortion.
87. Make a talisman of tooth of a child which is fallen automatically. Who so ever will keep it will not be affected with pain in teeth.

88. The sting of Scorpio, nails of crow and dog all be put in skin of Camel. Make a talisman of it. Put in the neck of insane man/woman who will become healthy.
89. Write at mid night with kesar, the words "Om Hareeng" during Magh month Krishan Ashtami and Poorva Shada nakshatra day. One will become-intelligent and proficient in studies.
90. The person bitten by Scorpio should smell Nausadar and Lime which are equally mixed together. The poisonuous effect will go.
91. Put salt and water solution in the ear to opposite side where the Scorpio has bitten, one will have cure.

### CURE FROM SOULS

92. Take a nail of boat and horse shoe. Make a bracelet by mixing them. Put them to the smoke of dhoop and infuse the bracelet with the following mantra and be worn in hand for the removal of effects of souls and many diseases will be cured.

**Mantra** :— "ॐ नमः इमशानवासिने भुतादिनां पलायनं कुरु कुरु  
स्वाहा" ।

Recite this mantra daily 108 time for 41 days facing East in the morning to attain siddhi of this mantra. This mantra is to be used for removing effects of the souls.

93. Mix and grind Gandhak, Gugal, Lac, hairs of forehead, Elephant's nail (IVORY) and skin of snake. These be infused with the above mantra and the affected man be given smoke of this. One will be cured.
94. In stoneware, Tumeric be grounded with juice of flowers of Kashi Phal. Infuse with above mantra. This water be used as eyedrops by the patient. He will be cured from effects of souls.
95. Procure meat and Skin of Gugu on Saturday. Ground them Separately. Mix them on Sunday and infuse with above mantra. Whole house be infected with the smoke of this mixture. All effects and fears of Souls, ghosts etc. will be removed.

## FOR GAIN IN BUSINESS

96. Procure on Sunday naval chord of Cat and with due respect, place in the articles which will have good sale.
97. Recite this mantra for 108 times on black horse bean, the black horse Bean should be procured on Sunday. Black horse bean are called Black Urad in Hindi.

**Mantra** :— “भँवर बीर तु चेला मेरा, खोल दुकान कहाकर मेरा ।  
उठे जो डण्डी बिके जो माल, भँवर बीर सोखे नहीं  
जाय” ।

After reciting this mantra, the beans be spread in the shop. Repeat this for four Sundays. All the scattered Urads be collected during sweeping of shop next day and these be placed on four cross roods or keep them in a cloth bag and preserve them in the shop. The business will boost up.

### 98. For Vashi Karan :—

Mix Rae and Sarsoon. Infuse it with this mantra. To any woman upon whom it will be thrown will be infatuated.

“ॐ ऐं क्लीं उच्चिच्छट चांडाली महापिशाचिनी ठः ठः ठः स्वाहा”

99. Make a powder of kal janga, Tagar, Kesar and mansil, each of equal weight. Put it on the forehead of a woman, who will be infatuated.
100. (a) The lady should mix Gorochan in her semen and put its tilak and go before the man who will be infatuated and love her.
- (b) Mix Khummi with honey. Husband and wife both should take it. They will love each other forgetting their differences etc.

### 101. Vashi Karan Tilaks :—

The following are tested Vashi Karan tilaks, which have been found from the hand written diary of a Yogi.

1. Procure leaves of Bel which be dried in shade. Mix in milk of Kapila Cow and make pills of it. As and when you want, the pill be applied as tilak. All will be subjected to Vashi Karan.

2. Bel Patra and Matangal be mixed in milk of goat and use as tilak.
3. Seeds of Bhang and root of ghee kavar plant be mixed and applied.
4. Hartal, Asgand and Sandoor be mixed in juice of Banana and apply as a tilak.
5. Seeds of Aapa Marg be mixed in milk of goat and use as tilak.
6. Leaves of Tulsi and Betel leaves be mixed in milk of Kapila Cow and use as a tilak.
7. Mansel and Asgand be mixed in juice of Anwala and use as tilak.
8. Kum Kum, Sandoor and GoroChan be mixed in juice of Anwala. Use as a tilak.
9. Seeds of Tulsi be mixed in juice of Seh Devi. Apply as a tilak on Thursday.
10. Mansal and Camphor be mixed in juice of Banana and apply as tilak.
11. Hartal, Asgand and GoroChan be mixed in Banana juice and use as tilak.
12. Kakra, Singhi, Chandan, Batch, Koot be mixed and make a Dhoop of them. On whom this will be thrown will be infatuated.
13. Flowers of Bat tree be mixed with betel leaves and be mixed in Ash. Apply it as tilak.
14. Zeera, Kutki, root of aak and Motha, all be grounded in blood and apply as a tilak. The lady will be infatuated.
15. Neel Kamal, Gugal and Aagar be mixed and whole body be subjected to smoke of this mixture. All will be infatuated.

But above all sweet speech is the best way for Vashi Karan.

कुआ किस का धन हरे कोयल किस को दे  
मिठे बचन सुनाई के जग आपना कर ले

#### 102. For Early Marriage :—

In case somebody's marriage has been deleyed, one should throw flour on Tuesday to ants and keep a fast on that day. It is a tested.

**103. For Bleeding through Nose :—**

- (i) Nausadar be put in a paper and one should smell it, bleeding will stop.
- (ii) Hairs of Camel be smelt white sitting in the Sun.

**104. For Cure from Fever :—**

These Tantras have already been stand tested.

- (i) Gur and Bhang (Small Quantity) be mixed together and take one hour before the fever.
- (ii) A small quantity of Skin of Bakra and Kharasani Ajwain be tied on right arm.
- (iii) Talisman of teeth of black Cat be worn in the neck and one should go for stroll alone in the jungle.
- (iv) Excreta of goat and teeth of Ass be kept under the pillow. One will sleep nicely and will recover.

**105. For Enemy—Uchattan and Buddhi Nash :—**

- (i) Excreta of owl be dried in shade and be put in betal leaves. Whosoever will eat it will loose the intelligence and will not take interest in any work.
- (ii) Aunga, Bhangra, White Sarsoon, Sehdevi, Zamin Kand, Batch, White Aak, all be put in a steel pot and be kept for two days. Make a powder and sift it. Put tilak and go anywhere for above purposes.

**106. For Ladies Vashi Karan :—**

- (i) Black salt, Wings of Banwara, root of Tagar, white crow and Kori all be powered. Put this powder on any woman, who will be much infatuated.
- (ii) Seendiya Salt, Honey and excreta of pigeon be powered. Make a paste with water and apply on the private part of the man. Enter into Sexual act, the lady will remain always under control.
- (iii) Gorochan, Kesar and Chandan be mixed in juice of Dhatura. Apply and act as above.

**107. Other Aakarshan methods :—**

**Mantra :—** ॐ नमो आदि प्रोषाय अमुकस्या कृष्ण कुरु कुरु स्वाहा ।

The above mantra be recited for ONE LAC times. Perform pooja with Dhoop, Deip etc to gain Siddhi.

**1st Method :—** Write the name of person to be infatuated on Bhooj Patra with juice of Black Dhatura mixed with Gorochan with pen of white Kaner. Write the above mantra around it. Burn the Khir wood and Bhooj Patra be burnt in it. The person will become under your control.

**2nd Method :—** Write the name of person on Bhooj Patra with pen of white kaner using the blood of Anamika finger. Write the mantra around it and dip it in honey. The person will himself approach you.

**3rd Method :—** Procure Braham Dandi in Pushy nakshatra on Sunday. Make a powder. Infuse it with above mantra and put it on the head of a lady. How hard she may be, will become under your control.

**108 To Win Over Enemy :—** If your enemy is too strong and does not come under your control in any way. Then :—

- (i) Recite the following mantra and one cup of milk of Aak be placed in his path. Enemy will approach you for negotiation. You will win.

**Mantra :—** ॐ शत्रु दमनम हूँ फ्ट स्वाहा ।

- (ii) Recite the mantra for 108 times on a piece of stone and throw it on the enemy. Stone should be smallest one. He will be conquered.

**109. Vashi Karan For Any Body :—**

Perform homa with white Kansani flowers and Bel leaves sitting under Bel tree and on Black deer Skin. Any body kept in view at the time of performing homa will become under your control. The following mantra be recited white performing Homa 108 times.

**Mantra :—** ॐ कनक काकनी अठा बाठ शुल राजा पंचाल  
पंचाल ॐ यम यम यम नमा स्वाहा

**110. For Abortion :—**

Bring beak of Crow on Sunday. Perform Pooja with Dhoop, the lady should keep in her Private part, bleeding will start after sometime. After that wash the beak and keep in the mouth, bleeding will stop. This is a tested one.



### 111. Mohan Lady Tantra :—

On Sunday, take a betel leaf and in the evening go to Dhobi ghat. Take out all your clothes to become naked, keep the betel leaf on the stone of Dhobi used for washing the clothes. After sometime put on clothes. Take betel leaf and return to home. While returning do not see back. The betel leaf be given to any lady who will be infatuated.

### 112. To Create Quarrels between Two friends :—

- (a) Procure hair of cat's head, and hair of mouse and keep them. Procure wood of Neem tree on which crow has its nest. Invite all the three on Saturday and bring them on Sunday. Make ash of all the three on Sunday and put the ash to smoke of Gugal. Put this ash between the two friends who will be at daggers drawn with each other.
- (b) Procure heads of Lizard or Girgit and Peacock, dry them and make a powder of it. Give the smoke of powder between the two friends, enmity will be created between the two.
- (c) Wings of crow and Gugu be procured. Burn them to ashes on Saturday midnight. Apply as a tilak on the foreheads of friends where differences are to be created.
- (d) Skin of black serpent and hair of (नेवला) be burnt and smoke be given between two friends causing differences and enmity.
- (e) The urine of Ass be collected without falling on the ground in a vessal on Saturday or Sunday. Put mustard (राई) in it for three days. Dry them on 3rd day. Put them to smoke of Dhoop on Sunday. Place them between the two friends. Enmity will be created in the friends etc.

### 113. To Put hindrance in the progress :—

On Friday during Poorva Bhadra, Poorva Shada or Poorva Phalguni Nakshatra, procure seven thorns of Babool tree, and wrap them in thread of silk of seven different colours. Bury them in any house. All progress there will be stopped and no work will be completed.

## CHAPTER 4

### Sadhanas in Tantra

Before proceeding further, we would like to acquaint our readers to the different types of Sadhanas, which are most important in Tantra or Yantra. The list of such Sadhanas is provided below.

1. Kali Sadhana
  2. Tara Sadhana
  3. Shadsho Tripura Sundari Sadhana
  4. Bhubaneshwari Sadhana
  5. Chhinmasta Sadhana
  6. Tripura Bhairvi Sadhana
  7. Matangi Sadhana
  8. Dhumavati Sadhana
  9. Baglamukhi Sadhana
  10. Kamla Sadhana
- Also
11. Surya Sadhana
  12. Durga Sadhana
  13. Bhairon Sadhana
  14. Hanuman Sadhana
  15. Gayatri Sadhana
  16. Ganpati Sadhana
  17. Shiva Sadhana
  18. Lakshami Sadhana
  19. Sabar Mantra Sadhana
  20. Kundalini Jagran Sadhana

The details of some of the above Sadhanas have been provided in detail in author's book, "PRACTICALS OF

**YANTRAS**". Others are provided below for the guidance of sadhakas.

Indian Tantric literature is a direct science as compared with modern physical and para physical observations. This mother earth is rotating round the Sun among with other planets is an age old concept. The inherent mundane forces are acting and counter acting with each other moment by moment. The whole universal phenomena is divided into 10 aspects according to the basic ten directions and primary ten numbers starting from 0 to 9. Human mentation starts its origin from the concept of 0 which is complete by itself. Number 1 to 9 are gradual manifestations of the external consciousness. The ten directions of the universe are classified according to ten numbers which has the influence over ten ways of thought. A man can think of an object in ten variations and each variation has its power and meaning on this mental perception. Our Sages have divided the whole universe into ten fold aspects of space-time-continuum. Let us analyse each aspect from the stand point of view Indian Tantric heritage. These ten powers with their sustaining existence are named below :—

- |                    |                  |
|--------------------|------------------|
| 1. BHAIRAVI        | 2. MATANGI       |
| 3. TRIPURA SUNDARI | 4. BAGALAMUKHI   |
| 5. UGRATARA        | 6. KAMALATMIKA   |
| 7. BHUBANESWARI    | 8. DAKHINAKALIKA |
| 9. CHINNAMASTA     | 10. DHUMAVATI    |

**Note :—** These details have been borrowed from Editorial of "The Spiritual Magazine" Sept & Oct 1984 issue.

The electro-magnetic radiation coming from the distant stars and other heavenly bodies to our solar system are grouped under ten fold variation. The nine planets including the Asc. are physical representatives which reflect those powers serving as transmitting centre. Jyotir Vidya deals with the planatory reflections which are coming constantly to our mother earth, but the origin of these reflections and energy pattern are not generated from those planets. Those vibrations come as cosmic radiations from ten fundamental universal

sources. These centres of cosmic radiations which affect our solar system are much beyond and above the solar system. The science of Astrology deals with intra-planetary vibrations where as the science of Tantra evaluates the extra planetary cosmic sources. Hence it can be concluded that where astrology stops there Tantra begins. The dictoms and philosophies preached by the astrologers makes human evolution as a predestined factor, where as Tantric literature proceeds beyond the theory of predestination and makes human mind atuned with the cosmic evolution guided by the supreme mother force. A Tantra sadhaka thinks himself as a child before the prime mother energy and pays for the blessing of that transcendental power which can change the shape of his destiny. The great Devi Chakra as ruled by Dasa Mahavidya power has those capacities as to change the planetary discord because the not living entity like planets are only active through those cosmic powers. The Dasa Mahavidya science of Tantra directly deals with the ten cosmic forces and it has given the miracle how to harness those powers for a happy and full fledged life in this earth. Let us come one by one to those powers, in a scientific bent of mind.

### **I. BHAIRAVI MAHASAKTI**

The number zero and all the conception coming directly from the mid heaven over the head is ruled by this cosmic force. The masculine aspects of Bhairavi Mahasakti is termed as Dakhina Murty Kala Bhairavi. This Tantrik deity is responsible for the total destruction of this universe which is known as Kala. The furiousness and the poisonous effect of this cosmic radiation destroys the fundamental existance of human soul by the blessing of this force. The Tantra sadhaka attends samadhi or liberation from the worldly bondages. If the birth ascendant is weak and afflicted Bhairavi Mahasakti should be worshiped to provide vital strength. This power properly harnessed by the Tantra sadhaka can make himself immune from death, destruction, disease and poison. Bhairavi Mahavidya is divided in seven parts ruling over the seven chakras of the human body.

1. Ananada Bhairavi :— It rules over serebral cortex and composition of brain tissues. The diseases like insanity, mania, depression, loss of memory and other psychological disorders can be treated by apeasement of Anand Bhairavi force, strictly in a tantric performance.

2. Bhubaneswari Bhairavi :— This second force is known as Bhubaneswari Bhairavi which rules over the Agyana Chakra where Eda, Pingala and Sushumna connects each other. The diseases like Sinocites, blindness, deaf and dumbness can effectively be treated by the pacification of Bhubaneswari Bhairavi force.

3. Rudra Bhairavi :— It rules over Heart and circulation system in general. Hence Blood pressure, Heart failure, High fever and diseases connected with blood such as Piles, Fistula and Anemea can safely be cured by the blessings of this Rudra Bhairavi force.

4. Chaitanya Bhairavi :— This force rules over stomach, leaver and digestive system in general. Assimilation of food, Peptic ulcer, Acidity, Dyscentry are checked by the fourth Bhairavi force of consciousness.

5. Annapurneswari Bhairavi :— The fifth region of human anatomy where kidney, internal sex hormone producing glands are situated is completely controlled by this force. Diseases, like Diabeties, Typhoid, Loss of seamen, Gynic trouble in women, Barreness, loss of sexual vigour can be cured by the apeasement of the fifth Bhairavi force.

6. Navakoti Bhairavi :— This sixth force rules over the nerve joints and electrical discharges of various secret places in the human body. Any defect of this power can cause Paralysis, Titanus and nervous disorder. The Tantriks apply this force to give strength to this nervous system and all the Kutas (joints) are lighted by the sixth force which can give strength to any nervous defect.

7. Tripura Bhairavi :— This the seventh and last Bhairavi force over which the control of medical science is not yet been possible. Diseases of not diagonising character sudden and unexpected attacks of evil spirits and various unforeseen

maladies are connected with this last Bhairavi force. In Tantrik Vidya the six upacharas like Stambana, Mohana, Vasikaran, Ucchatana, Jarana and Marana can be controlled by the occult power of Tripura Bhairavi force. Here we have discussed the seven aspects of Bhairavi Mahavidya which are practical and very much scientific in Tantric Parallence.

## **II. MATANGI MAHAVIDYA (Sun Planet)**

Next we come to the cosmic force which rules over eastern direction known as Matangi Mahavidya. It represents number One which stands as the first perceptible force out of void. This is the Atomic power ruled by the planet Sun. This force with its Matanga Siva is responsible for all the spiritual development, Political activities, and particularly influences the new born babies. The afflicted Sun in horoscope when ever it comes in the dasa period for 6 years the man is connected to Matangi Mahasakti. This solar authority rules over the cosmological radiations coming from the East. Particular Mantra, Yantra and Tantric observance is prescribed to appease this Matangi Mahavidya for the well being of the humanity. This force is symbolised as an intoxicated elephant which knows no law. The greatest power hidden behind this Mahavidya can bestow the powers of kingship to the Tantra sadhaka who properly worships this Matangi Mahasakti.

## **III. BHUBANESWARI MAHAVIDYA (MOON Planet)**

The singular thought of human mentation spirit up into duality by the approach of Bhubaneswari Mahasakti and its lord Traimbaka Siva. The sustaining and the moving force of this universe which activates itself through the planet Moon is responsible for growth, nurishment, and happy house hold life. Disease like caught, Cold, T.B., Mental depression and wastage of health and wealth can be specified by the occult power of Bhubaneswari Mahasakti. All the cosmological vibrations coming from the South-West directions can be harnessed by blessing of this force for the proper mental growth of the humanity.

#### **IV. BAGALAMUKHI MAHAVIDYA (MARS Planet)**

This cosmic Power with its lord Eka Baktra Maha Rudra rules over the planet Mars which is responsible for courage velour and adventure. Number three stands for protection against the evil and people ruled by this force employ themselves in Army, Police, Revenue and other Defence Deptts. The Tantrik utilises this Bagalamukhi Mahasakti to win over litigations, control over enemies and achievement of landed property. The furious animals unsocial elements and gangsters can be controlled by the proper utilisation of Bagalamukhi Mahavidya. The specific Mantra, Yantra and code of conduct is found regarding this occult power in the epic Sakta Pramoda Bagalamukhi Tantram.

#### **V. SODASHI MAHAVIDYA (MERCURY Planet)**

This cosmic force with its lord Pancha Baktra Siva is symbolised as a sweet sixteen girl. It has authority over Arithmetic, Astrology, Accounts and also it functions over dances, music, romance, and prostitution. The proper achievement of this Sodashi Power in a Tantrik way covers all the defects of planet Mercury. The higher brain power and success over debates are some of its rare gifts.

#### **VI. UGRATARA MAHAVIDYA (JUPITER Planet)**

This cosmic with its lord Akhyobha Siva is the central force of solar system. The mighty planet Jupiter with its golden hue is ruled by Ugratara Mahasakti which can give divine knowledge, higher fortune and status in society. This occult power gives happiness to women to give conjugal bliss and it is a must for the unmarried girls to get a good husband. Tara Tantra Vigyana has specifically dealt with Ugratara Mahasakti which has power to save at the eleventh moment. Trayate its Tara is symbolical with the saving aspect of Jupiter. Hence the Tantriks utilise this Ugratara Mahasakti when dangers threaten life and property.

#### **VII. KAMALA MAHAVIDYA (VENUS Planet)**

This cosmic force with his lord Sada Siva symbolises goddess Mahalakhmi. The planet Venus ruled by this power

is responsible for all the sensual enjoyments, luxuries and development of artistic quality. Any affliction to the planet Venus causes failure in Trade and Commerce, gives shocks in the affairs of love and poverty in general. The proper appeasement of Kamala Mahasakti and its lord Sada Siva protects us from the down fall from moral character.

#### **VIII. KALIKA MAHAVIDYA (SATURN Planet)**

This cosmic force with its lord Ardha Nariswara Siva rules over the dreadly planet Saturn which is responsible for all types of punishments. The mis-conduct and the sinful deeds done in the previous birth or herein are affected through the agency of Kalika Mahasakti. Whenever Saturn is afflicted and badly posited in the chart one suffers from chronic disease, ill luck, frustration, ill repute and also imprisonment. Careful pacification and sagacious worship of goddess Dakhina Kalika protects man from the clutches of total destruction. This force is very hard hearted and difficult for achievement. Long concentration and complete self surrender at the lotus feet is the primery condition of Kalika Aradhana. This supreme goddess makes man fit to endure the punishments as destined for him in a calm and cool mind. Patience is its virtue and perversion is its vice.

#### **IX CHHINNA MASTA MAHAVIDYA (RAHU Planet)**

This cosmic force rules the direction of North-West corner with lord Kabandha Siva. This fearful force has cut its body from the head and drinks three streams of blood flowing out from the neck. Typically it represents evil mindedness where a man invites his own downfall. The planet Rahu with its poisonous activities polutes the whole. Accidents, Snake Bites, thefts and sudden misfortune comes over the man who has not duly apeased goddess Chhinnamasta. This cosmic force engulfs the luminaries like Sun and Moon. It means the spiritual force and mental capacity are totally ruined by the evil action of this force. Proper appeasement of Chhinnamasta Mahasakti can save us from spiritual and mental derailment.



## X. DHUMAVATI MAHASAKTI (KETU Plant)

This cosmic force with its lord Kalagni Siva rules over the nodule planet Ketu represents a body without head. The body is always searching for its head and where as the head is always searching for its body. So Rahu hankers after sensual pleasure where as Ketu always tries to achieve spiritual knowledge. Hence goddess Dhumavati is responsible for high attainment in spiritual field, achievement of occult powers and gigantic personality. All the spiritual men, occult Gurus and even the Avatara have a beneficial position of planet Ketu in the horoscope which means Goddess Dhumavati and Kabandha Siva are already pleased with the man for his benevolent deeds and sacrifices in the previous birth. The appeasement of the force reflects man towards divinity where as the anger of this force indicates the man into the level of animal.

Thus we have analysed the ten fold cosmic Powers known as Dasa Maha Vidya which has been critically explained in Sakta the ancient Tantrik book of Sakta Pramode Dasamaha-vidya Tantra. Here we conclude with the remarks that Tantra is a supreme science which needs careful observation. The so called tantriks of today without knowing the ABC of Tantra have be fooled the public mind regarding its utility. Tantra is never harmful in nature nor it dwarfs the human development. Here I conclude with the fundamentals of Tantrik Vidya as preached by our ancient sages. With folded hands to the divine mother who can lead us from darkness to light.

### GEM THERAPY

Human body is led with "COSMIC RADIATIONS". These radiations become unbalanced in the body. In order to bring a balance cosmic radiations, Astral Gems are used as depicted by the planetary position. The Gems are used to increase the specific deficiency, they act in two ways, one is by its spectrum affects and other is by radio active effects. The measured radiations as explained in my world famous book, "*Conjunctions of Planets*" act to remove the malefic powers released by the planets.

The prescription of Gems is a very difficult task and should be prescribed diligently. According to me when a planet is malefic in the birth chart and one prescribes the stone of that malefic planet, the hands of malefic planets have then been strengthened with an added power to do more evils. What is required to use ANTI DOSE TREATMENT to the planet in order to subside its evil effects. A chart showing such use of Gems has been provided in authors another world famous book, "SATURN A FRIEND OR FOE?"

The Gems can be used to increase the psychic powers of a native. These should not be removed from the body which discontinue the Vibrations of the Gems.

From our experience, we provide use of Gems in a few cases as a general guide with success subject to planetary configurations in the birth chart.

**Malefic Effects**

**Gems Recommended**

- |  |  |
|--|--|
| 1. Worries and Head Ache.                                    | Moonstone 7-11 rattis in silver ring be worn in little finger of Right hand on Full Moon or Poornima night in Shukal Pakash after namaskar to Moon.  |
| 2. Financial Difficulties.                                   | Yellow Sapphire or Pukhraj and Pearl. Yellow Sapphire in Gold or brass ring in 1st finger of right hand on Thursday. The Pearl of 4 rattis in silver in little finger of right hand on Friday morning. |
| 3. For Happy Domestic Life and adjustment with life partner. | Lady should wear Yellow Sapphire in gold in 1st finger of right hand. Man should use Diamond in Bronze in little finger of right hand.   |

4. When husband remains away from home and has love affairs elsewhere. As above. But husband should wear also yellow sapphire.
5. For Creating Differences. When any of the life partner does not want to have adjustment with other, he should wear Ruby or Blue Sapphire. On Sunday wear Ruby and Blue Sapphire on Saturday morning.
6. Matrimonial Proposal delayed. Women should wear Yellow sapphire on Thursday morning in 1st finger of right hand and Men should wear Diamond on Friday in little finger of right hand. Pay namaskar to rising Sun. Use Yantras also.
7. Service Promotion Ruby in 3rd finger in gold of right hand and Surya Namaskar is must.
8. Suspension Yellow Sapphire and Yantras of Saturn and Rahu.
9. Applying for job, submission of tenders etc. Ruby in 3rd finger of right hand on Sunday.
10. Stammering Emeraled 5 to 14 rattis in little finger on Wednesday.
11. Birth of Son after daughters. The couple should wear Yellow Sapphire 4 to 10 rattis in first finger of right hand, on Thursday morning. Also visit Lord SHIVA temple and drop water and milk both mixed on SHIVA LINGAM for 41 days in the morning.
12. No issue Establish Shiva Lingam in a temple with full rites and

construct a temple on it may be by collection of donations from others. Also use the Yellow Sapphire as above.

- |                             |          |   |
|-----------------------------|----------|---|
| 13. Children's Behaviour    | Improper | <p>1. Child creating problem for parents before or after marriage should wear Moon stone 8-11 rattis in silver in 3rd finger of right hand.</p> <p>2. The father should use steel ring of the shape of a snake in 2nd finger of right hand.</p> |
| 14. Haunted by Evil Spirits |          | <p>Wear steel ring of shape of snake in the third finger of right hand. Also wear Moon Stone and Yellow Sapphire.</p>   |

### COMBINATIONS OF GEMS FOR PROFESSIONS

In today's world there are several professions but we are providing Gems Combinations for main professions and businesses. By the use of these Gems one will feel elevation there in. But it is suggested that Horoscopic Combinations should always be taken into consideration.

- |   |   |
|---|---|
| 1. Govt; Contractors, Suppliers or doing liaison work for Govt;   | <p>Use Ruby in 3rd finger of right hand on Sunday morning,</p>              |
| 2. Govt; servants.  | <p>For promotion use Ruby as above. In addition Surya Namaskar is must.</p> |
| 3. Printing and Publishing, Accountancy, sports, industry, scientific apparatus, children toys, sales agencies, liaison agencies. | <p>Wear Emerald 6-10 rattis in silver in small finger of Right hand.</p>    |
| 4. Automobile industry, cycle industry, manu-   | <p>Diamond of minimum one ratti in silver in little finger of</p>           |

facturing or sale of right hand.

luxury goods, theatrical work, songs, drama, clubs etc. and costly domestic appliances.

5. People connected with film industry, cinema, radio, T.V. Singers, musicians, artists, cosmetics industry, manufacturing and sale of ladies items. A combind ring of Diamond and Emerald in gold in third finger of right hand.

### SURYA NAMASKAR

Surya Namaskar is must for Mantra, Yantra and in Tantras. Public at large do not know the methods of performing the same, which we now provide for their guidance in detail.

Surya Namaskar bestows on Sadhaka good health, power and authority, favour from Govt; best light for eyes and removes the malefic effects of Sun.

Surya Namaskar or Worship of Sun and Chanting of his mantras if done daily in the morning facing the Sun after bath is very auspicious.

“आदि त्मस्य नमस्कार ये कुर्वन्ति दिने दिने” ।

Meaning if a man does Surya Namaskar every day, he will never suffer from Poverty.

The Beej Mantra of Sun is ॐ ह्रीं ह्रीं सूर्याय नमः

His Vedokata Mantra is

“ॐ अक्वस्णनरजसा वर्तमाने निवशयत ।

मृतम सचं हिरन्येन साकसा रक्षनो देवी चां भूवना परयन” ॥

His Puranokata mantra has been stated thus :—

“ॐ ह्रीं जयाकुसुम संकाषं काश्ययेदयु मभ्रुनिमु ।

तमोरीं सव पापहनं प्रणनोसिभ दिवाकरम् ॥

Below are the Twelve names of the mighty Sun and by Chanting these 12 names daily early in the morning after

taking bath and facing Sun God at the time of rising and performing Surya Namaskar will make the person healthy, wealthy and prosperous.

1. Om Adityaya Namaha.
2. Om Divakarya Namaha.
3. Om Bhaskaraya Namaha.
4. Om Prabha Karaya Namaha.
5. Om Sahastranshave Namaha.
6. Om Trilochanaya Namaha.
7. Om Haridashavaye Namaha.
8. Om Vibhavase Namaha.
9. Om Dinkrite Namaha.
10. Om Dwadasetmakaye Namaha.
11. Om Trayimurtaya Namaha.
12. Om Suryaye Namaha.

### MANTRAS FOR SURYA NAMASKAR

Out of the following eight mantras, you may adopt any one easy to you. After taking bath, Five beads be recited of the selected mantra and then fresh water be offered to Sun God. In case Sun is malefic, a sweetened water be offered.

This upayee is the best and blesses the native with respect, wealth, health, success in profession, power and authority with all round success. Worship of SHIVLINGA is also a must. For further details, the readers should refer author's world famous book, "COMPLETE ASTRO PALMISTRY."

The author has provided Mantras in his world famous Book, "COMPLETE ASTRO PALMISTRY", which we now provide and be referred for further details.

### MANTARS

1. ॐ श्रीं विद्यां किलि कलौ कटकेष्ट सर्वार्थं साधनाय स्वाहा ।
2. ॐ श्रीं ह्रीं ह्रा ह्रंसः सूर्याय नमः स्वाहा ।
3. ॐ श्रीं ह्रीं ह्रीं ह्रै ह्रै ह्रै सूर्य मूर्तये स्वाहा ।
4. ॐ श्रीं ह्रीं खं खः लोकाय सर्वमूर्तये स्वाहा ।
5. ॐ ह्रैं मारुतंडाय स्वाहा ।
6. ॐ नमो भगवते सूर्याय स्वाहा ।

7. ॐ संवात्मने सूर्याय नमः स्वाहा ।
8. ॐ अक्षय्य तेजसे नमः स्वाहा ।

### ROSARY OR BEAD

Bead is the right instrument for offering prayer to God. The best bead of HOLY RUDRAKSHA in additions to other beads as mentioned earlier. The Rudrakshas are of One to Fourteen faces. Other beads are of Chandan, Tulsi, Saftic etc. Rudrakshas are of 38 types but upto 14 faces are available in India.

A brief account of HOLY RUDRAKSHA rosary is given below for the guidance of readers, as it is not commonly known.

#### HOW TO PURIFY THE RUDRAKSHA ROSARY

On Monday morning, one should take bath before Sun rise, the beads be well washed in milk of Cow. After that rosary be washed in Holy Ganges water. The rosary be then put in the smoke of dhoop and after reciting the mantra "Om Nama Shivae" for eleven times, the rosary be worn.

#### IMPORTANCE OF BEAD

Holy Rudrakshas are of 38 types and upto fourteen faces. This rosary is very auspicious and draws the man near the Almighty. In all the religions, use of Bead has been prescribed and recommended. According to Hindu, mythology, use of Rudraksha rosary is of the signification that Lord SIVA bestows all HIS blessings upon the user. It has miraculous effect in our body, mind and soul, used as propitiation to planetary affliction.

An old story goes about the creation of Rudraksha. It is said that once there was a Ditiya named Tripura Sur and was unconquerable. Brahma, Vishnu, and other deities were tired of him and were being teased by him. They approached Lord SHIVA and requested him to help them to get rid off from him. Lord SHIVA thought to use his special fire weapon named Aaghor. This weapon destroys everything, we believe, it was like a Atom bomb of today. Lord SHIVA used that

weapon to destroy Tripura Sur. During the use of this weapon, Lord SHIVA could not open his eyes and when opened, the eyes became watery, and a few drops of water fell on the earth. These drops latter appeared in the shape of trees and the fruits of 38 types appeared on the tree which are called Rudrakshas. Of these 12 types have been assigned to Sun, 10 to fire and 16 to Moon.

### FACES OF RUDRAKSHAS

According to the sizes of Rudrakshas, the smallest size of Rudrakshas is more auspicious than bigger size gradually upward. The importance of Rudrakshas has been detailed in all Puranas of Hindu Religion, these are Devi Purana, Shiv Purana, Sikand Purana, Padam Purana, Ling Purana etc. etc.

The details of faces of Rudrakshas are detailed below as has already been provided in Author's famous book, "COMPLETE ASTRO PALMISTRY".

1. ONE faced Rudraksha is found very rare and is ascribed to Lord SHIVA. On this rudraksha the figures of Shiva Linga, Serpent, Om, trishul and other auspicious marks are found. The use of this rudraksha in neck blesses the native with power, authority, wealth and all comforts of life and above all the Sadhaka has darshan of his Deity.

The place where its pooja is performed, wealth remains in abundance, all troubles are Vanished and people of that house lead a comfortable life.

The Sadhaka gets Bhakti, Mukti and satisfaction of mind. This is the most auspicious and sacred Rudraksha.

**Mantra for Wearing** :— ॐ ए हं श्री ऐ

2. TWO faced are believed to be of Lord SHIVA and PARVATI use blesses the native with the blessings of both Deities. For SHIVA Bhakti this is termed as best. To end Tamsic habits this is good and helps to remove them when worn. The use of this is also good for concentration of mind, satisfaction of mind and for up lift of spiritual nature. The pregnant ladies should wear it



around their waiste or on the arm for successful birth of child. One rudraksha be kept under the pillow. For Vashikaran, its use is very useful.

**Mantra for Wearing :—** ॐ श्रीं ह्रीं क्षीं त्रीं ॐ ॥

3. THREE faced is ascribed to Tri FIRE and the use of the same keeps one free from all types of bad luck arising therefrom. The use of it is best for wealth and education. The fever which starts after three days is cured by its use.

**Mantra for Wearing :—** ॐ रं हूं ह्रीं हूं श्रीं ॥

4. FOUR faced is ascribed to BRAHMA. The use of this blesses the man with wealth, good health and are becomes spiritual and achieves the final goal in life. Its use increases the intellect, power of speech. This is also used in Vashi Karan, Akarshan and sexual purposes. If one boil it in milk and takes the milk for 20 days stimulates the mind and removes the worries.

**Mantra for Wearing :—** ॐ वां कां तां हां ईं ॥

5. FIVE faced is termed more auspicious and is ascribed to KALINGAN means PANCH BRAHMA, and the use of the same leads to the blessing of Lord SHIVA towards all walks of life. It indicates Moksha and fullfil all desires. Keeps the wearer away from the diseases. To remove the constipation one should place one bead on the Umblicus and should count upto 108 and then again count 108 in reverse manner for 21 days and keep the bead in mandir.

**Mantra for Wearing :—** ॐ ह्रां आं क्ष्म्यौं स्वाहा ॥

6. Six faced is ascribed to KARTIK. A few ascribe it to Lord GANESHA. Both were sons of Lord SHIVA. The male should use in right arm. The use blesses the native with all comforts of Life. It is specially useful to attain siddhi, success in hopes and works, business etc. The students should use this. It is also useful for hysteria, fainting fits and other diseases of ladies.

**Mantra for Wearing :—** ॐ ह्रीं श्रीं क्लीं सौं ऐं ॥

7. SEVEN faced is termed to Aanag. Its lords are SAPT RISHIS. Its use blesses the native with respect, wealth and spiritual power.

**Mantra for Wearing :—** ॐ हं कीं ह्रीं सीं ॥

8. EIGHT faced rudraksha is ascribed to GANESH and its use is considered very auspicious, and blesses all comforts of life.

**Mantra for Wearing :—** ॐ ह्रां ग्रीं लं अं श्रीं ॥

9. NINE Faced is ascribed to BHAIRON, YAM and KAPIL MUNI. It be used in Left arm during Navratras for blessings from DURGA. The native enjoys comforts, wealth, family comforts, children's welfare and fulfillment of hopes and desires. This is also denoted to MAHESHWARI DURGA who changes nine faces.

**Mantra for Wearing :—** ॐ ह्रीं वं यं रं लं ॥

10. TEN face rudraksha is ascribed to Lord VISHNU OR JANARDHANA. The user is protected from malefic influence of all planets, evil effects of souls etc. In Tantrik it carries a special importance. The person who wears in neck is safe from all Tantrik attacks of Maran, Mohan and Akal Mrityu (Alap Ayu death) etc. If it is used after rubbing with milk on stone, hooping cough is removed. The user is benefitted from all directions.

**Mantra for Wearing :—** ॐ श्रीं ह्रीं क्लीं श्रीं भेम् ॥

11. ELEVEN faced is ascribed to Lord INDRA. It is termed highly benefic possessing eleven strengths of eleven deities. It should be kept in house, place of pooja and in cash safe. It is specially useful for ladies, it blesses the ladies with a husband of long age, progressive and wealthy one. It is used for Mohan purposes in Tantrik. It is said that after purification if a lady wears it, she is surely blessed with a son. It showers all blessings of life.

**Mantra for Wearing :—** ॐ हं मूं यूं औं ॥

12. TWELVE faced is ascribed to Lord VISHNU. Twelve devas are termed its lord. To wear and use indicates comforts, employment, and blessings of Deities in life.

**Mantra for Wearing** :— ॐ ह्रीं श्रीं घृणिः श्रीं ॥

13. THIRTEEN faced rudraksha, if available and used is very auspicious. It is ascribed to VISHVA DEVAS. The user gains moksha, conquers all his desires, ambitions and is endowed with good health, wealth and comforts of life. One can attract any body.

**Mantra for Wearing** :— ॐ ईं यां अप अम् ॥

14. FOURTEEN faced Rudraksha is ascribed to Lord SHIVA. It is also believed and denoted to HANUMANJI. It cures diseases. It bestows all comforts of life. It should be boiled in milk which be drink for 20 days, the man gets relief from all worries.

**Mantra for wearing** :— ॐ श्रीं स्फे खक्फे हरत्रौं हसन्कैः ॥

**NOTE** :— The user of rudraksha should be free from Vices. He should be non Vegetarian. One should keep fast on full Moonday, Amavas and Sankranti day.

#### IMPORTANCE OF RUDRAKSHAS

In the modern scientific age, every thing is subjected to test. Unless and otherwise the test is not completed and results are obtained, nothing can be accepted as scientific. Yet there are thousands such natural articles which are not subject to any test yet they are result oriented, these includes rare tantric articles like Hath Jori, one or three eyed Coconut, Shavetarak Ganpati, Dakshineyē Sankh, Siyar Singhi, Safttek Shiva linga, Parad Shiv Linga, Pardarshi Saligram, Kam roop mani, Abayakat Saligram and Lagu Coconut. All these things are very rare but are available and giver of health, wealth and Happiness.

Likewise nature has created Rudrakshas. The rudrakshas are found having one face to twenty one faces. Rudraksh trees are found in Nepal, Tibet, Indonesia and Malaysia. The trees bear flowers and then the flowers are turned into its fruits which are called Rudrakshas. These are generally found with Yogis, Sanyansi, foreigners who use them in their neck as beads and rosary.

The rudraksha is very lucky for good fortune. Out of the series of Rudrakshas one, Five, Seven, Nine, Eleven, Fourteen

and twenty one faced are termed very lucky, no doubt these are rarely available. This also includes Gauri Shankar Rudraksh (when two rudrakshas are joined together). This is most auspicious for wealth, family concord and comforts.

One faced rudraksh is termed very auspicious, it bestows wealth and happiness. It helps in attaining mokash and nirvan. The wearer has inclination to do good deeds and it helps in getting power of intuition.

Seven faced is auspicious for birth of Son. Eleven faced is good for religious Bhagwat Darshan or one's deity. For property and gain fourteen faced rudraksha is good. For wealth, 21 faced is very auspicious. Panch or five faced rudraksh is worn as it is auspicious and result giver rudraksh. It also bestows on the wearer comforts and peace of mind.

These are helpful in curing the diseases. The persons having blood pressure should wear in Right arm. The fatal diseases like Epilepsy, faintings fits are cured by rubbing it in honey. This is too being used in many Ayurvedic medicines and in its capsules.

### LAGU KATHA

In old treatise "Jawaleyo Panisht" it is stated that in very old times a raja known as Tripura who was head of Rakshaks (demons) and it was not easy to win over him. He conquered all Devas on the other hand and all were helpless. At last all devas appeared before Lord Vishnu, Brahma and Inder for conquering the Raja. All Devas alongwith lords approached Lord SHIVA. Lord SHIVA created a dreadful weapon called Kalagin and wore it. Since that day Lord SHIVA is too known as "Kalagin Rudra".

When Devas and Lords saw this dreadful weapon, the Lord SHIVA known as Kalagin Rudra and Deva with Lord started tears and thus Rudra + Ashak (रुद्र + अक्ष) fruit was created out of the tree which germinated where tears fell on the ground. So the Rudraksh is termed as controllor of three lokas. तेनाश्रु बिन्दुमिजीता मर्त्ये रुद्राक्षमूहः ।

So in the above context, the use of rudraksh is very auspicious.

Normally one to 14 faced rudraksh are available with the author but are costly and that too as explained above, whereas 15th to 21st faced are rarely available.

These should be worn after performing due rituals to gain maximum out of this rare natural fruit.

### METHODS OF WEARING

We have summarised earlier the method but detailed methods for wearing the rudraksh is provided as under.

The person who has to wear Rudraksha should take bath early in the morning should wear clean clothes and sit on Asana and keep with him Puja Samagri and Ganges water and the rudraksh which one wants to wear. Rudraksh be kept on a wooden piece before him. One should apply tilak on his forehead with chandan, Sandoor, and Bhasam. One should keep towel etc. on the head.

Pooja be started with three Achmans reciting each time the following mantras.

ॐ केशवाय नमः स्वाहा । “Om Keshvaye Nama Savaha”

ॐ माधवाय नमः स्वाहा ॥ “Om Madhvaye Nama Savaha”

ॐ नारायणाय नमः स्वाहा ॥ “Om Narayane Nama Savaha”

After performing Pranayam and pay respect to Lord Shiva, Ganesha, Vishnu and to your preceptor and then do Sankalpa. In case one does not remember Sankalpa, then he should utter in his mind the purpose for which Rudraksh is being worn, he should do it with complete faith.

After Sankalpa perform pooja of various lords and wash rudraksh in Panch Amrit and finally with Ganges water. Put black thread in the rudraksh and one should wear it on the arm or in the neck.

This method is for all types of rudrakshas, whereas mantras for each faced rudraksh are different.

#### 1. ONE FACED RUDRAKSH

**Main Mantra** : - ॐ ऐं हं औं ऐं ॐ ।

ॐ अस्य श्री शिवमन्त्रस्य प्रासाद ऋषिः पक्तिः छन्दः शिवोदेवता हंकारी  
वीजम् औ शक्तिः मम चतुर्वर्ग सिद्धयर्थं रुद्राक्षधारणार्थं जपे दिनयोगः ।

**Different Nayasas :—** In the previous chapters too we have stated for the performance of different nayasas like Rishi Adi Nayas, Kar Nayas, Aang Nayas, Hiradeye Nayas etc., the methods of which we are providing now, which are to be performed in this case also.

These Nayas as are to be performed one by one with fingers of right hand to the different parts of the body.

**Rishi Adi Nayas :—** The mantra for Rishi Nayas is as below :—

वामदेव ऋषिये नमः शिरसि पंक्ति छन्द से नमो मुखे । ऋ ऐं ऐं नमः  
हृदि । हं वीजाय नमो गुह्ये । ओ शक्त्यै नमः पादयोः ।

**Kar Nyas :—** Karnyas means Sathapan. In this fingers of the hand Palms, and back of the hand are to treated and cleaned through mantras with water. Likewise in Ang Nayas mantras are used which makes the body pure. One gets peace and the sadhana becomes fruitful and beneficial.

The mantra are read as :—

ॐ ॐ ह्रीं अगुष्ठभ्यां नमः ।  
ॐ ऐं ह्रीं तर्जनीभ्यां स्वाहा ।  
ॐ ह्रीं ह्रीं मध्यमाभ्यां वषट् ।  
ॐ आं ह्रीं अनामिकाभ्यां हू ।  
ॐ ऐं ह्रीं कान्ठिकाभ्यां वीषट् ।  
ॐ ॐ ह्रः करतल पृष्ठाभ्यां फूट् ।

**Hirdeye Nayas :—** In this vidhi all the five fingers of right hand are used in Hirdeye Nayas with the following mantras.

ॐ ॐ ह्रीं हृदयाय नमः ।  
ॐ ऐं ह्रीं शिर से स्वाहा ।  
ॐ ह्रं ह्रं शिखायै वषट् ।  
ॐ औं ह्रीं कवचाय हू ।  
ॐ ऐं ह्रीं नेत्रयाय वीषट् ।  
ॐ उं ह्रः अस्त्राय फट् ।

The above mantras are to be recited for 108 times at the time of wearing one faced Rudraksha on Monday before the idol of Lord SHIVA after performing the above rituals. In the end perform pooja of rudraksh and wear in neck or on the arm in black thread. Panch Amrit be taken by the Sadhaka.

The wearer should generally recite 54 or 108 times daily in the morning or any time during the day, the mantra reads as :—

“ॐ ह्रीं नमः” ।

The controlling planet is Sun and used against evils of Sun such as Govt; disfavour, headache, eye trouble, bile and liver complaints. Gives rise in status and power.

**2. Two Faced Rudraksh :—** This rudraksh is worn for fulfillment of desires and for Mansik Shakti. Its main Mantra is

**Main Mantra :—** ॐ ह्रीं क्षीं व्रीं ॐ ।

ॐ अस्य श्री देवदेव मन्त्रस्य अत्रिऋषि गायत्री छन्दः  
देवदेवशो क्षीं बीजं क्षीं शक्तिः रम चतुर्वर्ग सिद्धये रुद्राक्ष धारणार्थे जपे  
विनयोगः ।

After that Rishi Adi Nyas, Karnyas and Hirdeye Nyas are to be performed and wear the rudraksh as per directions detailed above. The wearer should recite mantra “ॐ नमः” during day or in the morning. It is good against cough, cold, mental trouble, unhappiness and Poverty. Its ruling planet is Moon.

**3. Three Faced Rudraksh :—** By wearing this all sins are removed. It protects the sadhaka against accidents, troubles and increases the intelligence and education.

**Main Mantra :—** ॐ रं ह्रीं ह्रीं ह्रूं श्रीं

ॐ अस्य श्री अग्नि मन्त्रस्य वसिष्ठ ज ऋषिः गायत्री छन्दः अग्नि देवता  
ह्रीं बीजं ह्रूं शक्ति चतुर्वर्गसिद्धयर्थे रुद्राक्ष धारणार्थे जपे विनयोगः ।

After that perform Adi Nyas, Karnyas and Hirdeye Nyas. Wear rudraksh as per above directions. The Sadhaka should recite the mantra “ॐ क्लीं नमः” during the day or in the

morning. It is ruled by Mars and pacify evils of Mars viz land litigation, widowhood, blood poisoning and accidents.

**4. Four Faced Rudraksh :—** This rudraksh is of Brahma. It is auspicious for general popularity, leadership and for rulers. Good for eye diseases. It bestows sweetness in speech, performs religious deed. It is good for Vashi Karan and attracting others.

**Main Mantra :—** ॐ वां कां तां ही ई ।

ॐ अस्य श्री ब्रह्मामन्त्रस्य भार्गव ऋषिः अनुष्टुप छन्दः ब्रह्मा देवता वां व्रीजं कां शक्तिः अमीष्ट सिद्धयर्थे रुद्राक्षधारणार्थे जपे विनियोगः ।

After that perform Adi Nyas, Karnyas and Hirdeye Nayas. Wear this rudraksha as per above directions. The Sadhaka should recite ॐ हुं नमः during the day or in the morning. This is ruled by planet Mercury. It can be used for good intelligence, printing, publishing, Astrology, Mathematics and many such affairs. Must for students, researchers and Scholars.

**5. Five Faced Rudrakshak :—** Penta Faced. This is also known by 'Kal Ani' name. This bestows on the Sadhaka popularity, all comforts, peace of mind and good fame. It clears way the sin of adultery and glutony. Good against Jupiter affliction. It give vital power, wealth, knowledge fortune and happiness.

**Mantra :—** ॐ ह्रां कां वां हां ।

ॐ अस्य श्री ब्रह्मा मंत्रस्य श्रीब्रह्मा ऋषिः गायत्री छन्दः ब्रह्मा देवता ह्रां कां वां हां अमीष्ट सिद्धयर्थे रुद्राक्षधारणार्थे जपे विनियोगः

After that perform Adi Nayas, Kar Nayasa and Hirdeye Nayas, Wear Rudraksha as per above directions. The Sadhaka should recite the mantra ॐ ह्रीं नमः during the day or the morning.

**6. Six Faced Rudraksha :—** This is also Called "Kartake". This bestows on the wearer fullfilment of desires, One performs good deeds, has contentment and one becomes Virtuous. The main mantra for this Rudraksha is below. To worn in Left arm. Good for propitiation of Venus.  
ॐ ह्रीं श्रीं क्लीं सौं ऐं ।



ॐ अस्य श्री मन्त्रस्य दक्षिणामूर्ति ऋषि पक्तिछन्दः कार्तिकेय देवता ऐं वीजं सौं शक्तिः क्लीं कीलकं अभीष्ट सिद्धयर्थे रुद्राक्ष धारणार्थं जपे विनियोगः ।

After that perform Adi Naysa, Kar Nayasa and Hirdeye Niyasa. Wear Rudraksha as per above direction. The Sadhaka should recite the mantra "ॐ हुं ह्रीं नमः" during the day or in the morning. It cures gynec troubles, love frustration and loss of semen.

7. **Seven faced Rudarksha** :— This blesses the Sadhaka with Secret wealth, Ladies Vashi Karan, destruction of enemies etc. This is treated as most auspicious, evils of Saturn is Checked.

**Mantra** : ॐ ह्रीं क्रीं ह्रीं सौं ।

ॐ अस्य श्री अनन्तमन्त्रस्य भगवान् ऋषि गायत्री छन्दः अनन्तो देवता क्रीं बीजं ह्रीं शक्तिः अभीष्ट सिद्धयर्थे रुद्राक्ष धारणार्थं जपे विनियोगः

After that perform Adi Nyas, Kar Nayas and Hirdeye Niyasa. Wear Rudraksha as per above direction. The Sadhaka should recite the mantra "ॐ हुं नमः" during day or in the morning. Use effectively during misfortune, danger and threatened death. Against accidents also.

8. **Eight Faced Rudraksha** :— This rudraksha is assigned to Lord Vishnu. This is beneficial particularly for longevity, popularity, education, and good health. The Beeja or main mantra is as below. Ruled by Rahu.

**Main Mantra** :— ॐ ह्रीं ग्रीं लं आं श्रीं

ॐ अस्य गरुड मंत्रस्य भार्गवऋषिः अनुष्टुप छन्दः विनायको देवता ग्रीं बीजं आं शक्तिः चतुर्वर्ग सिद्धयर्थे रुद्राक्ष धारणार्थं जपे विनियोगः

After that perform Adi, Kar and Hirdeye Nayasas. Wear the rudrakshas as per above directions. The Sadhaka should recite during day or night.

ॐ हुं नमः

9. **Nine faced Rudrakshas** :— This is assigned to Lord Bharion." This is auspicious for spiritual attainments, wealth, property and other worldly affairs. The main mantra for this is as below. Ascribed to Ketu.

**Main Mantra :—** ॐ ह्रीं वँ यँ रँ लँ ।

ॐ अस्य श्री भैरव मंत्रस्य नारद ऋषिः गायत्री छन्द भैरवौ देवता व  
बीजं ह्रीं शक्तिः अभीष्ट सिद्धयर्थे रुद्राक्ष धारणार्थे जपे विनियोगः

After that perform Adi, Kar and Hiredeye Nayasas. Wear the rudrakshas as per above directions. The Sadhaka should recite "ॐ ह्रीं हूं नमः" during the day or in the morning. Useful to check Abortions and to get Liberation.

**10. Ten Faced Rudrakshas :—** This is assigned to Lord 'Vishnu'. This is worn to word off the evil effects of all planets, for fear from snakes, against ligation and imprisonment etc. The Main Mantra for this is :—

**Main Mantra :—** ॐ श्रीं ह्रीं क्लीं वीं ओम्

ॐ अस्य श्री जनार्दन मंत्रस्य नारद ऋषि अनुष्टुप छन्दः जनादनी देवता  
श्री बीजं ह्रीं शक्तिः अभीष्ट सिद्धयर्थे रुद्राक्ष धारणार्थे जपे विनियोगः

After that perform Adi, Kar, Hirdeye Nayasa. Wear rudraksha as per above directions The Sadhaka should recite "ॐ ह्रीं हु नमः" during the day or right. Evil Spirits, Ghosts are pacified through its use. All the Nine planets are propitiated through its use and user gets happiness all round.

**11. Eleven Faced Rudraksha :—** This has been assigned to Lord "Rudra" This is worn for the attainment of popularity, strength, and worldly comforts. The main mantra for this is as below. Ascribed to "Eleven Rudars"

ॐ हं मूं औं ॥

ॐ अस्य श्री रुद्रमंत्रस्य काश्यप ऋषि अनुष्टुप छन्दः रुद्रोदेवता हं बीजं  
क्षुं शक्तिः अभीष्ट सिद्धयर्थे रुद्राक्ष धारणार्थे जपे विनियोगः ॥

After that perform Adi, Kar and Hiredeye Nayasa. Wear Rudraksha as per above directions. The Sadhaka should recite "ॐ ह्रीं हूं नमः" during the day or morning. The mind is controlled, has wealth and finally becomes Param Yogi.

**12. Twelve Faced Rudraksha :—** This rudraksha has been assigned to Lord SUN otherwise called "SURIYA". This bestows progney and removes the difficulties of life, protects one against theft, fulfilment of hopes to the Sadhaka who wears it. The main mantra for this is :—

**Main Mantra :—** ॐ ह्रीं क्षौं घृणिः श्रौं ।

ॐ अस्य श्री सूर्य मंत्रस्य मार्गव ऋषिः गायत्री छन्दः विश्वेश्वरो दवता ह्रीं बीजं, श्री शक्तिः घृणि कीलकं रुद्राक्षधारणार्थं जपे विनयोगः ।

After that perform Adi, Kar, Hiredaye Nayas and wear it as per above directions. The Sadhaka should recite the mantra 'ॐ क्रौं क्षौं रौ नमः' during the day or morning. Attributed to "Twelve Aditya" Bestows Power of fearlessness. Saves against accidents. Rulers, Kings wants to rule over the world should use it constantly.

**13. Thirteen Faced Rudraksha :—** This is assigned to Lord "INDER." This Sadhakha is blessed with power of Siddhi, Vashi Karan etc. Also one attains his desires, comforts etc. The main mantra for this is as :—

**Main Mantra :—** ॐ ईं यां आप श्रौं ।

ॐ अस्य श्री इन्द्रमंत्रस्य ब्रह्मा ऋषि पंक्ति छन्दः इन्द्रो दवता ईं बीजं मू आप इति शक्तिः रुद्रक्ष धारणार्थं जपे विनयोगः ।

After that perform Adi; Kar and Hiredeye Nayasa and this rudraksha be worn as per above directions above. The Sadhaka should recite the mantra, "ॐ ह्रीं नमः" during the day and morning. Best for divine powers and for attainment of desires.

**14. Fourteen Faced Rudraksha :—** This is assigned to Lord "HANUMAN JI." This give Courage, protects one at the time of adversity removes the difficulties. The main mantra of this rudraksha is :—

**Main Mantra :—** ॐ श्रौं ह स्फ्रं खर्फ्रं हस्त्रौं हस्रफ्रं ।

ॐ अस्य श्री हनुमन्मंत्रस्य रामचन्द्र ऋषिः, छन्दः श्री हनुमद्देवता श्रौं बीजं हस्फ्रं शक्तिः अभीष्य सिद्धयर्थं जपे विनयोगः ।

After that perform Adi; Kar and Hiradeye Nayasa, and the rudraksha be worn according to above instructions. The Sadhaka should recite this mantra "ॐ नमः" during day or in the morning This is rarely available. Has infinite virtues, one will have highest heaven.

So we have studied rudrakshas in detail. We will further add that at the time of wearing rudraksha, one must donate, perform Pooja and Homa. Bead must be worn for the divine

effects, redeems man of pains. It destroys the accumulated poison from body, mind and soul. So every body can derive benefit out of rudrakshas. It is very effective in high blood pressure, epilepsy, madness, cough, gynec troubles and mental disorder.

The rudraksha if used properly with recitation of proper mantras as detailed above will give tremendous results.

**Used for Planetary Affliction :—** Rudrakshas are of four types, white, red, yellow and blue in colour. It is so said in old srutis. White coloured can be used when Moon, Jupiter and Venus are afflicted in a birth chart to remove their malefic effects. Red coloured are beneficial for Sun, Mars and Ketu. Yellow coloured rudrakshas are the safest propitiation remedy for the affliction of Mercury and Jupiter. Blue coloured are used for Saturn and Rahu.

Rudrakshas upto Nine faces are akin to the properties of Nine planets. But from Ten faced to Fourteen faced rudrakshas are representative of higher heavenly powers which transcends planetary kingdom. These fourteen faced rudrakshas control the fourteen heavens and fourteen basic instincts of man. It is hot by nature and controls the thermo dynamics and electromagnetic vibration around human body. Best used for Tantras for checking evils, cleansing instinct and realising divinity.

### OTHER USES OF RUDRAKSHAS

1. By the use of Rudraksha rosary, the diseases of blood, Heart beating and heart attack are controlled. Rishis have held that one gets peace of mind as it takes out the extra heat of body.

If the ash obtained by burning rudraksha is mixed with ash of gold in equal ratio and is taken one ratti as dose in the morning and evening, high blood pressure is controlled. This be taken with milk, Curd or Malai of milk.

3. In case of small pox, take rudraksha ash with black peepar in equal ratio with water kept at night for three months, one will be cured positively.

4. If a big size rudrakash is rubbed and paste is applied on a poisonous wound will heal immediately without affecting adversely to the patient.

5. Taking rudrakash with Muraka and Bhang (Hashish) increases Sadhana and prayer power. One has sound sleep.

In India Baidya Nath Pharmacy has used Rudrakasha in medicines and one name of their medicine is "Madhur Munaaka." Which is used as tonic.

6. The wearer of rudraksha remained free from fear of Yamraj, Ghosts & souls.

7. One gets long life and Aakal Mritya is averted.

8. A barren lady if uses rudraksha is blessed with a child.

9. It helps in awakening of kundalini.

10. It protects the wearer from bodily diseases.

### HOW TO RECOGNIZE RUDRAKSHA

The following are the test points to check original rudraksha and be kept in view while testing them.

Rudraksh is a tree of medium height and is found in Nepal, Asamand Shri Lanka. Its leaves are 3 to 6 inches long. White flowers are found on this tree. Its fruit known as Rudraksh is  $\frac{3}{4}$  to one inch diameter and inside it is found Rudraksh. In English this tree is named as, "Utrasum bead tree" and in Latin it is called "Elaeocarpus Ganitrus Roxb."

1. When rudraksh is put in a glass full of water will dip and will NOT float. In case it is made of wood or is infected with insect will float on the water.

2. In case a rippend rudraksh is closed in a fist and when taken near the ear and moved will emit a pleasant slow sound.

3. If a rudraksh is placed between two Copper Coins, it will move when pressed.

4. The rudraksh is round raised at places, hard and of rough surface. Each piece has naturally carved lines, which are called FACES of rudraksh.

5. In a natural rudraksh, you will find a shine and a greasiness which appears after its continuous use by wearing and using it as rosary.

6. A few rudraksh have eyes like that of a coconut and are near the carved lines. Three eyed rudraksh is attributed to Lord SHIVA, which helps in early attainment of Siddhi.

7. Rudraksh has alway rough surface and not thorny. Thorny surfaced rudraksh is artificial.

8. Rudraksh of smaller size is always held in high esteem than bigger size. Smaller size is more effective.

9. The natural rudraksh has no hole in it, these are made latter on. The piece, which has hole in a natural way is most auspicious.

10. In natural rudraksh, the lines are not equidistant, but in an artificial one, these are found carved at equidistant.

### AUSPICIOUS MANTRAS

#### GAYATRI MANTRA

ओउम् भूर्भुवः स्वः । तत्सवितुर्वरेण्यं भर्गो देवस्य धीमहि धियो  
यो नः प्रचोदयात् ।

“Om Bhoorbhava Svah Tatsavitur Vareniyam Bhargo  
Devasya Dhimahi Dhiyo yo nah Prachodyat.”

#### MAHAMRITANJE MANTRA

ॐ त्र्यम्बकं यजामहे सुगन्धिं पुष्टिवर्धनम् उर्वारि  
रुकमिव बन्धनान्मृत्योर्मुक्षीय मामृतात् ॥

“Om Tryambakam yajamahe Sugandhinam Pushti-  
vardhanam urva, rukmiv Bandhanan mrityormukshiyam  
amratat.”

#### METHOD TO PURIFY ONE FACE RUDRAKSHA

**Mantra** :— श्री गणेश जी को नमः ॐ ह्रीं श्रीं क्लीं एक मुखा भगवते-  
ऽनुरूपाय सर्वयुगेश्वराय त्रैलोक्यनाथाय सर्व काम फलप्रदाय  
नमः ।

“Shri Ganesh ji Ko Namah, Om Hareng Shareng Kaleeng  
Aikmukha Bhagwate Anuroopaye Survayugeshvaraya  
Trilokyanathay Sarvakamphalpraday Namah”.

✓ In Chaitra month and Ashtami of Shukal Pakasha pooja of rudraksha bead be performed with coloured flowers. Dhoop, Kesar, Chandan and deip which be used in purifying. Tilak of Chandan, Camphor be used. Each flower be purified with above mantra. After that bead be kept in cash safe or be worn in neck in gold.

We have explained Tantra in detail in this part of this valuable book. The Sadhaks are requested to use the Tantras with earnest desires and following the directions as indicated.

**The Application of Tantra is very critical one and secret. Every religion and occult were practising the Tantrik Methodology in different forms. The Modern age dominated by science and Technology is coming closer to the methods of Tantra and Yantra.**

## CHAPTER - 5

# Rules and Methods for Worship of Different Gods and Goddesses

Observance of time honoured usage or customs is necessary for meditation or offering of prayers. A person who practices 'Tapasya' (Sadhana) and makes magnificent gifts without observance of customs can not achieve success in any work.

A devotee (Sadhak) should perform his worldly duties, regarding them as his deity's.

यतु करोषि यतु अश्रासि यज्जहोषि ददाधि यतु ।

यतु तपस्यषि कौन्तेय, तद्वकुरुस्व मर्दपणम् ॥

"Yatu karoshi yatu Ashmasi yajjahoshi Dadadhi yatu.

Yatu Tapasyashi kontaye Tadookoorusav Mardapanma."

The above sloka means this. "Oh Son of Kunti offer me whatever you do. eat, give and pray in meditation. By this way you can get rid of the sins due to one's karma or actions and attain God." A devotee should completely surrender himself to God, Joys and sorrows, good and bad thoughts, cares and anxiety of this world. He should sing the name of his diety as many times as he can. A Sadhaka will be required to perform his duties every morning for a long time in order to achieve success in his 'Sadhana' for the attainment of his desired objects of his devotion.

So we provide methods and rules for worship of different Gods and Goddesses for the guidance of readers.

1. DURGA :— After completion of usual religious duties and Nyas of Rishis mentioned in Durga mantra 'Karas Nyas' is to be exercised uttering.



“ॐ दुर्गे अङ्गुष्ठाभ्याम् नमः” (Om Durga Aangashtabhayam Namaha).

This is to be followed by ‘Anga Nyas’ with the following mantra :—

ॐ दुर्गे हृदयाय नमः, ॐ दुर्गे शिरसे स्वाहा, ॐ दुर्गायै शिखायै वषट्,  
ॐ भूतरक्षा कवचाय हुं, ॐ दुर्गे दुर्गे रक्षणि नेत्रत्रयाय वोषट्, ॐ दुर्गे दुर्गे  
रक्षणि करतल पृष्ठभ्याम् फट् ।

“Om Durge Hirdayaye Namaha, Om Durggee Shirsey Savaha, Om Durggaye Shikhaye Vashtu, Om Bhutraksha kavchaye Hoon, Om Durge Durge Rakshni Netar taraye Voshtu, Om Durge Durge Rakshani Kartal Prissth Bhayam Phut.”

After this Sadhaka is to meditate on the goddess keeping his image before his mind’s eyes, then he should place the “Arghya”. Then pith puja is to be performed according to rules mentioned earlier for “Purascharan” of this mantra, Five lakhas japas are to be performed.

### DURGA MANTRA

This mantra is effacious in everything seen and fulfils all desires. The word Doong (दूँ) is formed by adding together Maya (ह्रीं) Adri (द) Karna (उ) Bindu (अनुस्वर) and Pranab and Bisarga is added at the begining of the word.

The mantra formed by adding together that word (दुः) Panchanga (ग), Pratishta (आ), Bryu (फ), Bhoutik (ऐ) contains eight latters with Namaha (नमः). Names joined at the end. It is also written in Raghava Vatta and other treaties that Durga mantra consists of Tar (ॐ), Maya(ह्र), Nijabij (दूँ) and is to be uttered by adding दुर्गायै नमः at the end.

**Rules and Methods of Worship :—** After completing religious duties of the morning with “Pith Nyasa” according to customary rities of Puja, a devotee or Sadhaka has to perform ‘Nyasa’ of Pithshakti in the centre of the lous of the heart, Nibhandhan Grantha says Puja or Naba Sakti’ such as Prabh, Maya, Jaya, Sukhana, Bishuddha, Nandini, Supra, Bijaya and the giver of the success is to be performed. Navada is the Rishi, and Durga is the Goddess of the mantra.

Next the devotee is to sit in meditation of the Goddess, Keeping her image before the mind's eye and utter :—

सिंहस्था शशिशेखरा मरकतप्रख्या चतुर्मि भूजैः

शङ्ख-चक्र-धनु इरांश्च दधाति नेत्रैः स्त्रिमिः शोमिता ॥

After Pith-Puja, the Goddess should be worshipped with the mantras :—

आं प्रभायै, ईं मायायै ॐ जयायै, एं सूक्ष्मायै, ऐं विशुद्धायै,

ॐ नन्दिन्यै औं सुप्रभायै, अं विजायायै, अः सर्वसिद्धायै नमः ।

After this offer Puspanjali and invoke her with prayers. after completing all these rites of Puja, Sara Anga Puja" (षडङ्गपूजा) is to be performed with the mantra :—

ॐ ह्रीं ॐ ह्रीं दुं दुर्गायै हृदयाय नमः etc.

“Om Hareng Om Hareng Doom Durgaye Hardyaye  
Namah”

This is to be followed by Puja on the crest of lotus peatals uttering:

“जं जयायै नमः विं विजयायै नमः, क्रीं कोक्तै नमः, प्रं प्रभायै ,  
श्रं श्रद्धायै नमः, श्रुं श्रुत्यै, मं मेघायै नमः” ।

“Jaan Jyayee Nama, Veen Vijyayee Namah. Kareen Kortee Namah. Prana Prabhave, Shareen Shrudaye Namah, Sharoon Shrutayee Maan Medeyae Namah.”

After this, Indra and other Gods with their respective weapons are to be worshipped. In this way Puja of the Goddess Durga is to be completed with the ceremonial discarding of Dhup etc. at the end. Eight lakhs of Japa are necessary for 'Purascharan' of this mantra.

2. **Saraswati** :— The Goddess is to be worshipped by uttering the following mantras :—

“ॐ ह्रीं हेसौ ॐ सरस्वत्यै नमः”

Om Hareng Hesoo Om Sarwatiee Namah”.

**Method of Worship** :—

After completing the religious rites in the morning including” Pitha Nyas” “Rishi Nyas” is to be performed according to the rules enunciated in the Shastras. Then “Kara Nyas” is to be gone through with mantras अं कं खं गं etc This is to be

followed by 'Sarauga Nyas'. Then 'Mantra Nyas' is to be performed in eleven places namely cerebrum, brow, right eye, left Eye, right ear, right and left nostrils, mouth, rectum and foot by uttering :—

ॐ नमः, ह्रीं नमः, ऐं नमः ॐ नमः, सं नमः, रं नमः, स्वं नमः, हौं गमः  
नं नमः, मं नमः ।

“Om Namaha Hareeng Namaha, Aaeeng Namaha  
Hareeng Namaha Om Namaha, Sam Namah, Ram  
Namah, Savam Namah, Nam Namaha, Mam Namaha”.

All other puja rites and mantras are to be performed and uttered according to the rules and method of worship as explained below. These methods and rules too apply for the worship of “BAGESWARI”.

The mantra of Goddess, who bestows knowledge and without whom the whole world remains steeped in ignorance and dullness of intellect contains ten letters. The Jantra of Bageswari fullfills all desires of men. The ten letters of 'Saraswati' is formed by adding Adri (द) after Barun (व) which results in वदवद and then by putting स्वाहा after वाग्वादिनी.

**Method of Worship** :— After completing the religious rites of the morning 'Pith Nyas' as usual, Nyas of Gods is to be performed by uttering ॐ मेघायै नमः ॐ प्रक्षाय नमः etc. (Om Medayee namaha, Om Prajaye Namaha'). This is to be followed by 'Nyas of Rishi' uttering शिरसि कन्व ऋषय नमः (Shirsi Kanv Rishie Namaha) according to the rules mentioned in the Sastras. Then a devotee is to practice 'Kara Anga Nyas' by uttering the mantra “अं कं खं घं ङं आ अङ्गुष्ठाम्याम् नमः, इं चं छं जं झं ञं ई मर्ज्ज नीम्याम् स्वाहा” and so on. After completing 'Anga Nyas' he is to meditate on the Goddess. After this, place the conch. Then perform 'Pith Puja', Puja of 'pitha-Devata', namely Goddess of intellect, meditation, invocation, and offering of 'Pancha Pushpa' to the Goddess and one after another. Thereafter puja of 'Japa, Satya, Bimala', 'Jnana', Buddhi, Medha and Prajna is to be performed on the lotus petals. After this, Brahmins and others and gods of all directions with their weapons are to be worshipped.

These ceremonies being over, puja of the Goddess is to be completed with the ceremonial discarding of Dhupa etc. and concomitant rites of immersion. Ten Lakhs of Japa are necessary for Purascharan of this mantra.

**3. SHIVA PUJA :—** “ॐ ह्रीं हौं नमः शिवाय” | “Om Hareng Hoong Namah Shivaye.”

**Method of Worship :—** After finishing the morning religious duties and ‘Pranayam’ first according to the rules of ordinary puja, ‘Nyas’ of ‘Sree Kantha’, ‘Ananta’, ‘Sukshama’, ‘Trimurthi’, ‘Ambareswar’, ‘Arghyush’, ‘Bharbhuti’, ‘Hari Akrur Maheshwar’ and others and combined image of Rudra and his Sakti is to be performed after completion of ‘Pith Puja’ according to usual rites of Puja. It is mentioned in Sarada Tilaka that Bama, Jyastha, Raudri, Kali, Kalavikarani, Bala Bikarami, Balapramathini Sarbabhuta damini are the pith Sakti “Asan Puja” of Shiva is to be performed with mantra.

नमो भगवते सकलगुणात्मशक्तियुक्ताय अनन्ताय योगपीठात्मान नमः ।

“Namo Bhagwate Sakalgunatmshkatiyuktaye Anantaye Yogpethanman Namah.”

Then it is to be worshipped by invoking him on this seat (Asan).

This is to be followed by ‘Nyasa of Rishis’. After this ‘Karanga Nyasa’ and ‘Nyasa’ of ‘Panchamurthi’ namely, Ishan, Tatpurusha, Aghore, Bamadeva and Sadya Jata and Panchakala Nyasa of Ishan are to be completed. Then ‘Nyasa’ of the six limits of the body of Maheshwara is to be practiced. Next the Sadhaka is to meditate on the God SHIVA, Keeping his image before the mind’s eye. After completion of meditation ‘Arghya’ is to be placed. Conch is not used in SIVA Puja. This is to be followed by ‘Pith Puja’ according to Saiva cult. Then Abaran Puja is to be performed after invocation and offering of Pancha Pushpa to this God. Finally the puja is to be completed with the ceremonial immersion of incense etc. and other religious rites. Five lakhs japas for Purascharan and fifty thousands Homa are necessary.

#### 4. WORSHIP OF LORD GANESH :—

**Mantra** :— All human desires and ambitions are fulfilled by uttering the mantra of this God. The God is to be worshipped with the mantra Gang (गं).

**Rules and Methods of Worship** :— After completing all religious duties of the morning including 'Pith Nyas' all other Gods are to be worshipped by uttering.

ॐ तीव्रायै नमः ज्वालिनै नन्दायै भोगदायै कामरुपिण्यै उग्रायै तेजवत्यै सत्यायै विन्धनाशिन्यै सर्वशक्तिकमलासनाय नमः ।

“Om Teevaraye Namah Jawalinee Nandaye Bhogdaye Kamrupenaye Uraye Tej Vatye Satyaye Viginnashinaye Sarvshakti kamalasanaye Namah.”

Seat is to be offered to this God with this pith mantra. This is to be followed by 'Rishi Nyas' and 'Karanga Nyas'. After this, the devotee is to meditate on this God and at the end of 'Manasa Puja' 'Arghya is to be placed. This being over, 'Pith Puja' and Puja of 'Pith Devata' on the crest of the lotus petal is to be performed. Then, repetition of meditation of this God is to be followed by invocation and offering of 'Panch Pushpa'. Thereafter, 'Abaran Puja' and worship of all other Gods with this mantra, 'ॐ गणाधिपतये नमः' 'Om Ganadipatye Namah' etc. are to be performed. Then the devotee has to perform Sarauga Puja. This God is to be worshipped on the petals of lotuses by reciting the mantra :—

ॐ बक्रतुण्डोय नमः, ॐ एकदन्ताय नमः, ॐ महादेवाय नमः, ॐ गजाननाय नमः, ॐ लम्बोदराय नमः, विकटाय नमः, ॐ विन्धबाजाय नमः, ॐ धूम्रवराय नमः ।

“Om Bakartundoye Namaha, Om Ekdantaye Namah, Om Mahadevaye Namah, Om Gajannaye Namah, Om Lambodraye Namah, Om Vitaye Namaha, Om Viganbajaye Namaha, Om Dhumarvaneye Namaha.”

Thus the Pooja of this God is to be completed with the ceremonial throwing away and discarding of incense etc. Four Lakhs Japas are required to be performed for Purascharan of this Mantra.

## 5. LAKSHMI PUJA :—

**Mantra** :— The one letter Bij, Shrin (श्री) is known as Lakshmi Mantra. The worship of Goddess Lakshmi brings fortune and prosperity. All desires are fulfilled by uttering the mantra of this Goddess.

**Rules for Worship** :— ‘Nyasa’ of Rishi is to be practised after completion of religious duties and ceremonies of the morning including ‘Pitha Nyasa’. Then ‘Nyasa’ of Nava Sakti is to be performed with the mantra :—

शिरसि मृगवे ऋशये नमः, मुखे निवृद्रायत्रीच्छन्द से नमः, हृदये श्रियै नमः  
ॐ विभूत्यै नमः ।

“Shirsi Bhirgve Rishishaye Namah, Mukhe Nivardaraytri-  
chhnd Se Namah, Hirdaye Shireye Namaha, Om Vibhutaye  
Namaha.”

In the lotus of heart (हृदयके केशरे). It is to be followed by ‘Asan Nyas’ and ‘Karanga Nyas’. Then the worshipper should meditate on the Goddess uttering ‘I adore her who is holding a lotus tipper in right hand and showering blessings with her lower right hand as well as holding a lotus in her upper left ‘hand’ and ‘Abhay Mudra’ in her lower left hand, who is seated on a lotus with a crown of jewels on her hand, clad in silk cloth.” In this manner, ‘Manas Puja’ and placing of the conch is to be completed. After ‘Pith-Puja’ Puja of Nav Shakti on the crest of Lotus Petals is to be performed. Then he should again sit in meditation of her image and complete all other religious rites including invocation and offering of ‘Panch Puspa’ to her. At the end of these, ‘Abaran Puja’ is to be gone through. After this, lords of ten directions, Indra and others with their weapons are to be worshipped. Then, the puja is to be finished with the immersion of incense etc. Twelve lacs ‘Japas’ are necessary for ‘Purascharan’ of this mantra.

## 6. MAHA LAKSHMI PUJA :—

**Mantra and Rules of Worship** :—

**Mantra** :— ओं क्रीं ह्रीं श्रीं ल्लीं हेसौ जगत्प्रसूत्यै नमः ।

“Oong Kareeng Hareeng Shareeng Laleeng Hasoo Jagtu-  
prasutaye Namah.”

**Rules and Methods :—** Having completed the religious duties of the morning including 'Pith Nyasa' as mentioned in Lakshami mantra, Rishi Nyas is to be performed. Then after purifying of the hand Nyasa of Panch Bija is to be practised by adding Pranab at the beginning and Names at the end while counting the joints of the fingers. Then Nayasa of the entire body from the crown of the head to the sole of the toe is to be performed with the basic mantra. After this Nyasa of 'Sapta-bhatu' such as skin, flesh, blood, fat, bone, marrow and semen is to be practised by uttering the mantra, 'जगत्प्रसूत्ये नमः ।

By purifying the palm with the basic mantra, Nyasa of 'Pancha Bij' is to be performed with Five fingers. This is to be followed by "Kara Nayasa" and 'Anga Nyasa' with the above mantra.

Meditate on the Goddess after 'Manas Puja' and conch is placed. After that Pitha Puja and Panch pushpa etc. is to be performed. Perform 'Abaran Puja'. Then Puja of 'Asta Shakti' such as Uma and others is to be performed on lotus petals. After this 'Sankhanidhi' on the right 'Padmanidhi' on the left and Barun in the West are to be worshipped.

The twelve Rashis, nine planets, and eight elephant (Asta Gaja) such as Oirabat, Pundarik, Baman and others are to be worshipped all round the Goddess. To be followed by the puja of Indra and other Gods with their weapons. Then puja is to be completed with the immersion of incense etc. Twelve Lakhs japas are to be performed for Purascharan of this mantra. At the end of Purascharan one lakh twenty thousands burnt offering (Homa) with lotuses are necessary.

If Sadhaka performs the puja of Gods and Goddesses with rituals, methods and rules in soul and body, he is sure to meet with success.


### A SPECIAL REQUEST

In the end, author requests the readers and Sadhakas to carry out the Sadhana and use Tantras and Mantras with earnest desire and full faith.


Through these Mantras, Yantras and Tantras, you are addressing the personification of the energy of GOD who controls the universe and all aspects of life. The combination of sound vibrations in Mantras, Yantras and Tantras including the visual vibration of Yantras will immediately communicate your most heartfelt desire to the universal energy source. Your desire will automatically be heard and if you are sincere in your belief in this process, then your desire will be granted.

Please note however, that since the personification of the energy of the Absolute is GOOD, and will never harm you, you will never be granted a wish that would be bad for you. Sometimes, we human beings do not know what is best for us, so do not feel too bad if you do not get your every wish. Just trust in the high powers, keep chanting the mantra and you will be rewarded with the greatest happiness.

OM TAT SAT









## ABOUT AUTHOR

DAIVAGNA RATNA Dr. L. R. CHAWDHRI M.I.E., M.A. (Astrology) is retired Superintending Engineer, has been in the quest of probing the secrets of destiny for the last 33 years. Dr. Chawdhri has been practicing Yantra, Mantra and Tantra for the last 8 years successfully.

Being an Engineer, Dr. Chawdhri has a rational, logical, and practical approach to the problems of Astrology, Palmistry and Occult Sciences. He has astounded infinite people with his marvellous accuracy and judgement of predictions with *mpayes*.

Dr. Chawdhri has been conferred the award of "Gold Medal" by Chief Justice *Rajastha* and titles of "Jyotis Saraswati," "Jyotis Shiromani", "Bhagya-VID-Mani" "Maha-Moh Padhyaya" and recently "Daivagna Ratna" by Various Astrological institutions in India.

He has embodied his rich experience of Occult Sciences in his book "Practicals of Yantra" and now in "Practicals of Mantras and Tantra."

## OTHER PUBLICATIONS

<i>Alan Leo</i>	Key to your own Nativity
<i>Alan Leo</i>	How to judge a Nativity
<i>Alan Leo</i>	Casting the Horoscope
<i>Alan Leo</i>	The Progressed Horoscope
<i>Alan Leo</i>	The Art of Synthesis
<i>Alan Leo</i>	Esoteric Astrology
<i>Alan Leo</i>	Dictionary of Astrology
<i>Alan Leo</i>	Horary Astrology
<i>Alan Leo</i>	Degrees of Zodiac symbolized
<i>Alan Leo</i>	Everybody's Astrology
<i>Alan Leo</i>	Mundane Astrology
<i>Alan Leo</i>	The "Reason Why" in Astrology
<i>Bhasin J.N.</i>	Medical Astrology
<i>Bhasin J.N.</i>	Astro Sutras
<i>Bhasin J.N.</i>	Events & Nativity
<i>Bhasin J.N.</i>	Art of Prediction
<i>Bhasin J.N.</i>	Sarvarth Chintamani
<i>Benham</i>	How to choose Vocations from the Hand
<i>Goodman</i>	Numerology what is your lucky Number
<i>Hitchcock H.</i>	your Number Please
<i>Inglis G.</i>	Retrograde Planets
<i>Inglis G.</i>	Hindu Dasa System
<i>Lewellyn G.</i>	A to Z Horoscope Maker and delineator
<i>Montrose</i>	Numerology for everybody
<i>Shil Ponde</i>	Hindu Astrology
<i>Taylor and Hayer</i>	Numerology its facts & Secrets
<i>Usha &amp; Shashi</i>	Brihat Jatak
<i>Usha &amp; Shashi</i>	Hindu Astrological Calculations

*Please write to :*

**SAGAR PUBLICATIONS**

72, Janpath, Ved Mansion  
New Delhi-110001